

BARITA INVESTMENTS LIMITED

FINANCIAL STATEMENTS

30 SEPTEMBER 2023

BARITA INVESTMENTS LIMITED

FINANCIAL STATEMENTS

30 SEPTEMBER 2023

I N D E X

	<u>PAGE</u>
Independent Auditors' Report to the Members	1 - 6
<u>FINANCIAL STATEMENTS</u>	
Consolidated Statement of Comprehensive Income	7
Consolidated Statement of Financial Position	8
Consolidated Statement of Changes in Equity	9
Consolidated Statement of Cash Flows	10
Statement of Profit or Loss and Other Comprehensive Income	11
Statement of Financial Position	12
Statement of Changes in Equity	13
Statement of Cash Flows	14
Notes to the Financial Statements	15 - 100



Tel: (876) 926-1616/7, 926-4421
Fax: (876) 926-7580
www.bdo.com.jm

Chartered Accountants
26 Beechwood Avenue
P.O. Box 351
Kingston 5, Jamaica

Page 1

INDEPENDENT AUDITORS' REPORT

To the Members of
Barita Investments Limited

Report on the Audit of the Financial Statements

Opinion

We have audited the consolidated financial statements of Barita Investments Limited and its subsidiary (the group) and the financial statements of Barita Investments Limited standing alone (the company) set out on pages 7 to 100, which comprise the group's and the company's statement of financial position as at 30 September 2023, and the group's and the company's statements of profit or loss and other comprehensive income, changes in equity and cash flows for the year then ended, and notes, comprising significant accounting policies and other explanatory information.

In our opinion, the accompanying financial statements give a true and fair view of the financial position of the group and the company as at 30 September 2023, and of the group's and company's financial performance and cash flows for the year then ended in accordance with International Financial Reporting Standards (IFRS) and the requirements of the Jamaican Companies Act.

Basis for Opinion

We conducted our audit in accordance with International Standards on Auditing (ISAs). Our responsibilities under those standards are further described in the *Auditors' Responsibilities for the Audit of the Financial Statements* section of our report. We are independent of the group and the company in accordance with the International Ethics Standards Board for Accountants International Code of Ethics for Professional Accountants (including International Independence Standards) (IESBA Code) and we have fulfilled our other ethical responsibilities in accordance with the IESBA Code.

We believe that the audit evidence we have obtained is sufficient and appropriate to provide a basis for our opinion.

Key Audit Matters

Key audit matters are those matters that, in our professional judgment, were of most significance in our audit of the financial statements of the current period. These matters were addressed in the context of our audit of the financial statements as a whole, and in forming our opinion thereon, and we do not provide a separate opinion on these matters.

INDEPENDENT AUDITORS' REPORT (CONT'D)

To the Members of
Barita Investments Limited

Key Audit Matters (cont'd)*Key Audit Matters***Expected credit losses in relation to financial assets**

See notes 3(f),4(b)(v) and 5(a) to the financial statements for management's related policies and disclosures.

The determination of expected credit losses ('ECL') on financial assets is highly subjective and requires management to make significant judgement and estimates involving the application of a forward looking ECL impairment model, which takes into account reasonable and supportable forward looking information and will result in the earlier recognition of impairment provisions. These estimates involve increased judgement as a result of the economic impact of COVID-19 on the group's financial assets. The most significant impact of the implementation of the impairment model is to the provisioning policy for the group's investment securities.

The group makes judgements regarding the recoverability of investment securities making certain assumptions and judgements in arriving at the provision for impairment. The group estimates ECL on debt securities using a transition matrix based on historical default rates for each rating grade apart from AAA. Debt securities were placed in categories based on the class and ratings and loss given default arrived at using the historical recovery rates based on government and corporate defaults.

How our audit addressed the Key Audit Matter

- The group's accounting policy as it relates to the impairment provisioning for debt securities was obtained and the reasonableness of the impairment provision assessed in relation to the requirements of the standard.
- We established an understanding of management's ECL model including source data, the effectiveness of the implementation and the mathematical accuracy of the model. We tested the reliability of the source data used in the design of the model by confirming a sample to the public historical data.
- We evaluated the appropriateness of management's assumptions and judgement in arriving at the loss given default percentage by assessing the factors used in establishing the weighting assigned by management. The main macro factors used were compared to external public information and calculations tested through re-computation.
- We determined whether the default risk percentage was accurately calculated and correctly applied to the relevant grade of each debt security.
- We assessed the adequacy of the disclosures of the key assumptions and judgements as well as the details of the transition adjustment for compliance with IFRS 9.

Based on the audit procedures performed, no adjustments to the financial statements were deemed necessary.



INDEPENDENT AUDITORS' REPORT (CONT'D)

To the Members of
Barita Investments Limited

Key Audit Matters (Cont'd)

Valuation of investments classified at fair value

See notes 3(f),4(b)(v) and 15 to the financial statements for management's related policies and disclosures.

1.41% of the Group's investment securities measured at fair value are instruments for which quoted prices are not available and for which one or more of the significant inputs are not based on observable market data.

The valuation of these investments requires significant estimation. Management uses valuation techniques which involve unobservable inputs.

Investments for which observable market data was limited were classified as level 3 and valued at \$1.57 billion for the Group and Company. These investments relate to investment in unquoted equities.

Management has determined the fair value of these investments using the income approach and the discounted cashflow method which involves the valuation of the underlying assets of a business based on historical and future projected cashflows.

How our audit addressed the Key Audit Matter

- We assessed the design and operating effectiveness of the Group's controls over the determination and computation of fair values.
- We assessed the reasonableness of significant assumptions used by management's expert.
- We involved our valuation specialists to assess the method used by management to determine fair value, whether it was appropriate based on the information available.
- We assessed the adequacy of the disclosures including the degree of estimation involved in determining fair value and sensitivities to changes in any key assumptions.

Based on the audit procedures performed no adjustments to the financial statements were deemed necessary.

Responsibilities of Management and Those Charged with Governance for the Financial Statements

Management is responsible for preparation of financial statements that give a true and fair view in accordance with IFRS and the requirements of the Jamaican Companies Act, and for such internal control as management determines is necessary to enable the preparation of financial statements that are free from material misstatement, whether due to fraud or error.

In preparing the financial statements, management is responsible for assessing the group's and the company's ability to continue as a going concern, disclosing, as applicable, matters related to going concern and using the going concern basis of accounting unless management either intends to liquidate the group and the company or to cease operations, or has no realistic alternative but to do so.

The Board of Directors is responsible for overseeing the group's and the company's financial reporting process.



INDEPENDENT AUDITORS' REPORT (CONT'D)

To the Members of
Barita Investments Limited

Other Information

Management is responsible for the other information. The other information comprises the information included in the annual report but does not include the consolidated and stand-alone financial statements and our auditors' report thereon. The annual report is expected to be made available to us after the date of this auditors' report.

Our opinion on the consolidated and stand-alone financial statements do not cover the other information and we will not express any form of assurance conclusion thereon.

In connection with our audit of the consolidated and stand-alone financial statements, our responsibility is to read the other information identified above when it becomes available and, in doing so, consider whether the other information is materially inconsistent with the consolidated and stand-alone financial statements, or our knowledge obtained in the audit, or otherwise appears to be materially misstated.

When we read the annual report, if we conclude that there is a material misstatement therein, we are required to communicate the matter to those charged with governance.

Auditors' Responsibilities for the Audit of the Financial Statements

Our objectives are to obtain reasonable assurance about whether the financial statements as a whole are free from material misstatement, whether due to fraud or error, and to issue an auditors' report that includes our opinion. Reasonable assurance is a high level of assurance, but is not a guarantee that an audit conducted in accordance with ISAs will always detect a material misstatement when it exists. Misstatements can arise from fraud or error and are considered material if, individually or in the aggregate, they could reasonably be expected to influence the economic decisions of users taken on the basis of these financial statements.

As part of an audit in accordance with ISAs, we exercise professional judgement and maintain professional scepticism throughout the audit. We also:

- Identify and assess the risks of material misstatement of the financial statements, whether due to fraud or error, design and perform audit procedures responsive to those risks, and obtain audit evidence that is sufficient and appropriate to provide a basis for our opinion. The risk of not detecting a material misstatement resulting from fraud is higher than for one resulting from error, as fraud may involve collusion, forgery, intentional omissions, misrepresentations, or the override of internal control.
- Obtain an understanding of internal controls relevant to the audit in order to design audit procedures that are appropriate in the circumstances, but not for the purpose of expressing an opinion on the effectiveness of the group and the company's internal control.

INDEPENDENT AUDITORS' REPORT (CONT'D)

To the Members of
Barita Investments Limited

Auditors' Responsibilities for the Audit of the Financial Statements (cont'd)

- Evaluate the appropriateness of accounting policies used and the reasonableness of accounting estimates and related disclosures made by management.
- Conclude on the appropriateness of management's use of the going concern basis of accounting and, based on the audit evidence obtained, whether a material uncertainty exists related to events or conditions that may cast significant doubt on the group and the company's ability to continue as a going concern. If we conclude that a material uncertainty exists, we are required to draw attention in our auditors' report to the related disclosures in the financial statements or, if such disclosures are inadequate, to modify our opinion. Our conclusions are based on the audit evidence obtained up to the date of our auditors' report. However, future events or conditions may cause the group and the company to cease to continue as a going concern.
- Evaluate the overall presentation, structure and content of the financial statements, including the disclosures, and whether the financial statements represent the underlying transactions and events in a manner that presents a true and fair view.
- Obtain sufficient appropriate audit evidence regarding the financial information of the entities or business activities within the group to express an opinion on the consolidated financial statements. We are responsible for the direction, supervision and performance of the group audit. We remain solely responsible for our audit opinion.

We communicate with the Board of Directors regarding, among other matters, the planned scope and timing of the audit and significant audit findings, including any significant deficiencies in internal control that we identify during our audit.

We also provide those charged with governance with a statement that we have complied with relevant ethical requirements regarding independence, and to communicate to them all relationships and other matters that may reasonably be thought to bear on our independence, and where applicable, related safeguards.

From the matters communicated with those charged with governance, we determine those matters that were of most significance in the audit of the financial statements of the current period and are therefore the key audit matters. We describe these matters in our auditors' report unless law or regulation precludes public disclosure about the matter or when, in extremely rare circumstances, we determine that a matter should not be communicated in our report because the adverse consequences of doing so would reasonably be expected to outweigh the public interest benefits of such communication.



INDEPENDENT AUDITORS' REPORT (CONT'D)

To the Members of
Barita Investments Limited

Report on additional matters as required by the Jamaican Companies Act

We have obtained all the information and explanations which, to the best of our knowledge and belief, were necessary for the purposes of our audit.


In our opinion, proper accounting records have been kept, so far as appears from our examination of those records, and the financial statements, which are in agreement therewith, give the information required by the Jamaican Companies Act, in the manner required.

The engagement partner on the audit resulting in this independent auditors' report is Balvin Vanriel.

BDO

Chartered Accountants

29 December 2023



BARITA INVESTMENTS LIMITED
CONSOLIDATED STATEMENT OF COMPREHENSIVE INCOME
YEAR ENDED 30 SEPTEMBER 2023

	<u>Note</u>	<u>2023</u> <u>\$'000</u>	<u>2022</u> <u>\$'000</u>
Net interest income	7	581,191	1,672,170
Fees and commission income		3,403,170	3,022,287
Dividend income		86,771	31,842
Foreign exchange trading and translation gains		604,319	791,514
Fair value and realized gains on investments	8	4,356,726	3,361,280
Other		<u>61,971</u>	<u>72,640</u>
Net operating revenue		<u>9,094,148</u>	<u>8,951,733</u>
Operating Expenses			
Staff costs	9	(1,735,769)	(1,710,201)
Administration costs		(2,873,530)	(2,091,226)
Impairment of financial assets		<u>(325)</u>	<u>(3,985)</u>
	10	<u>(4,609,624)</u>	<u>(3,805,412)</u>
Share of profit from associate	27	<u>95,028</u>	<u>96,167</u>
Profit Before Taxation		4,579,552	5,242,488
Taxation	11	<u>(1,164,552)</u>	<u>(1,021,226)</u>
PROFIT FOR THE YEAR	12	<u>3,415,000</u>	<u>4,221,262</u>
OTHER COMPREHENSIVE INCOME:			
<i>Items that may subsequently be reclassified to profit or loss</i>			
Unrealised losses on securities at FVOCI, net of taxes	11(c)	(3,559,278)	(6,633,616)
ECL adjustment on securities at FVOCI, net of taxes	11(c)	51,087	(108,044)
Unrealised gain on securities at FVOCI, net of taxes	11(c)	3,041,145	2,940,064
Fair value gain on property, plant and equipment, net of taxes	11(c)	<u>27,333</u>	<u>26,582</u>
Total other comprehensive income		<u>(439,713)</u>	<u>(3,775,014)</u>
TOTAL COMPREHENSIVE INCOME		<u>2,975,287</u>	<u>446,248</u>
BASIC EARNINGS PER SHARE	18	<u>\$2.85</u>	<u>\$3.46</u>


BARITA INVESTMENTS LIMITED

CONSOLIDATED STATEMENT OF FINANCIAL POSITION

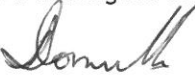
30 SEPTEMBER 2023

	<u>Note</u>	<u>2023</u> <u>\$'000</u>	<u>2022</u> <u>\$'000</u>
ASSETS			
Cash and bank balances	13	1,969,835	1,027,765
Securities purchased under resale agreements	14	564,013	2,608,878
Investment securities	15	22,331,633	24,285,629
Pledged assets	16	83,717,008	61,603,598
Receivables	17	2,866,597	3,101,644
Loans	19	11,127,097	10,606,593
Taxation recoverable		398,511	479,552
Due from related parties	20(b)	753,516	938,835
Property, plant and equipment	21	943,136	993,654
Intangible assets	22	21,501	14,777
Investment	23	55,000	55,000
Investment property	24	225,000	214,200
Right-of-use assets	25(a)	252,274	231,882
Investment in associate	27	2,281,723	2,186,695
Deferred tax assets	32	<u>687,797</u>	<u>1,351,993</u>
Total assets		<u>128,194,641</u>	<u>109,700,695</u>
LIABILITIES AND STOCKHOLDERS' EQUITY			
LIABILITIES:			
Bank overdraft	13	45,109	11,587
Secured investment notes	28	5,940,517	11,204,694
Securities sold under repurchase agreements	29	76,546,630	59,653,515
Other debt facilities	30	8,300,997	-
Payables	31	1,466,664	3,271,454
Dividend payable	38	-	3,026,563
Due to related parties	20(b)	199,726	62,197
Lease liabilities	25(b)	<u>308,395</u>	<u>287,207</u>
Total liabilities		<u>92,808,038</u>	<u>77,517,217</u>
Stockholders' Equity:			
Share capital	33	32,814,050	32,389,351
Capital reserve	34	175,988	148,655
Fair value reserve	35	(4,535,805)	(4,068,759)
Stock option reserve	36	22,300	186,284
Capital redemption reserve	37	220,127	220,127
Retained earnings		<u>6,689,943</u>	<u>3,307,820</u>
Total stockholders' equity		<u>35,386,603</u>	<u>32,183,478</u>
Total liabilities and stockholders' equity		<u>128,194,641</u>	<u>109,700,695</u>

Approved for issue by the Board of Directors on 19 December 2023 and signed on its behalf by:



 Mark Myers Chairman



 Carl D. Domville Director

BARITA INVESTMENTS LIMITED
CONSOLIDATED STATEMENT OF CHANGES IN EQUITY

YEAR ENDED 30 SEPTEMBER 2023

	Share Capital \$'000	Treasury Shares \$'000	Capital Reserve \$'000	Fair Value Reserve \$'000	Stock Option Reserve \$'000	Capital Redemption Reserve \$'000	Retained Earnings \$'000	Total \$'000
BALANCE AT 30 SEPTEMBER 2021	<u>34,668,224</u>	<u>(1,532,320)</u>	<u>122,073</u>	<u>(256,512)</u>	<u>86,800</u>	<u>220,127</u>	<u>2,937,924</u>	<u>36,246,316</u>
TOTAL COMPREHENSIVE INCOME								
Profit for the year	-	-	-	-	-	-	4,221,262	4,221,262
Other comprehensive income	-	-	26,582	(3,801,596)	-	-	-	(3,775,014)
Unrealised gain transferred to retained earnings	-	-	-	(10,651)	-	-	10,651	-
	<u>-</u>	<u>-</u>	<u>26,582</u>	<u>(3,812,247)</u>	<u>-</u>	<u>-</u>	<u>4,231,913</u>	<u>446,248</u>
TRANSACTION WITH OWNERS								
Dividends paid (Note 38)	-	-	-	-	-	-	(792,332)	(792,332)
Dividends proposed (Note 38)	-	-	-	-	-	-	(3,026,563)	(3,026,563)
Treasury shares purchased (Note 33)	-	(994,852)	-	-	-	-	-	(994,852)
Treasury shares sold (Note 33)	-	248,299	-	-	-	-	-	248,299
Employee share trust provision (Note 36)	-	-	-	-	153,164	-	-	153,164
Employee share option exercised (Note 36)	-	-	-	-	(97,080)	-	(43,122)	(140,202)
Adjustment for deferred tax on equity	-	-	-	-	43,400	-	-	43,400
	<u>-</u>	<u>(746,553)</u>	<u>-</u>	<u>-</u>	<u>99,484</u>	<u>-</u>	<u>(3,862,017)</u>	<u>(4,509,086)</u>
BALANCE AT 30 SEPTEMBER 2022	<u>34,668,224</u>	<u>(2,278,873)</u>	<u>148,655</u>	<u>(4,068,759)</u>	<u>186,284</u>	<u>220,127</u>	<u>3,307,820</u>	<u>32,183,478</u>
TOTAL COMPREHENSIVE INCOME								
Profit for the year	-	-	-	-	-	-	3,415,000	3,415,000
Other comprehensive income	-	-	27,333	(467,046)	-	-	-	(439,713)
	<u>-</u>	<u>-</u>	<u>27,333</u>	<u>(467,046)</u>	<u>-</u>	<u>-</u>	<u>3,415,000</u>	<u>2,975,287</u>
TRANSACTION WITH OWNERS								
Adjustment to dividends paid	-	-	-	-	-	-	18,978	18,978
Treasury shares purchased (Note 33)	-	(159,863)	-	-	-	-	-	(159,863)
Treasury shares sold (Note 33)	-	584,562	-	-	-	-	-	584,562
Employee share trust provision (Note 36)	-	-	-	-	160,634	-	-	160,634
Employee share option exercised (Note 36)	-	-	-	-	(324,618)	-	(51,855)	(376,473)
	<u>-</u>	<u>424,699</u>	<u>-</u>	<u>-</u>	<u>(163,984)</u>	<u>-</u>	<u>(32,877)</u>	<u>227,838</u>
BALANCE AT 30 SEPTEMBER 2023	<u>34,668,224</u>	<u>(1,854,174)</u>	<u>175,988</u>	<u>(4,535,805)</u>	<u>22,300</u>	<u>220,127</u>	<u>6,689,943</u>	<u>35,386,603</u>

BARITA INVESTMENTS LIMITED
CONSOLIDATED STATEMENT OF CASH FLOWS
YEAR ENDED 30 SEPTEMBER 2023

	<u>Note</u>	<u>2023</u> <u>\$'000</u>	<u>2022</u> <u>\$'000</u>
CASH FLOWS FROM OPERATING ACTIVITIES:			
Net profit		3,415,000	4,221,262
Items not affecting cash resources:			
Depreciation and amortisation	21,22	126,556	118,268
Effect of exchange gain on foreign balances		(516,869)	(741,759)
Fair value gain on investment property	24	(10,800)	(4,200)
Unrealised gain on investment FVTPL		(3,908,276)	(2,657,250)
Interest income		(6,177,018)	(4,336,758)
Interest expense		5,571,407	2,664,588
Effect of exchange rate on lease modified		(125)	-
Taxation expense	11	1,164,552	1,021,226
Lease liability interest expense	25	21,979	28,406
Right-of-use assets amortisation	25	44,730	40,478
Share of profit from associate		(95,028)	(96,167)
Share option expense	36	286,225	153,164
Adjustment to property, plant and equipment		<u>4,036</u>	<u>-</u>
		(73,631)	411,258
Changes in operating assets and liabilities:			
Securities purchased under resale agreements, net		2,044,865	6,813,030
Securities sold under repurchase agreements, net		16,211,618	13,706,544
Receivables		239,205	(2,019,930)
Loans receivables, net		(532,463)	(4,731,837)
Payables		(1,813,949)	377,607
Related companies		55,339	1,497,905
Secured investment notes		<u>(5,840,965)</u>	<u>10,424,360</u>
		10,290,019	26,478,937
Interest received		5,691,402	3,958,297
Interest paid		(5,002,423)	(2,312,847)
Lease payments		(65,847)	(53,903)
Tax paid		<u>(198,118)</u>	<u>(1,923,378)</u>
Cash provided by operating activities		<u>10,715,033</u>	<u>26,147,106</u>
CASH FLOWS FROM INVESTING ACTIVITIES:			
Purchase of property, plant and equipment	21	(27,868)	(175,411)
Purchase of intangible assets	22	(17,929)	(6,691)
Proceeds from disposal of property, plant and equipment		-	123,640
Investment securities including pledged assets, net		(15,377,939)	(24,089,596)
Investment in associate	27	<u>-</u>	<u>(37,105)</u>
Cash used in investing activities		<u>(15,423,736)</u>	<u>(24,185,163)</u>
CASH FLOWS FROM FINANCING ACTIVITIES:			
Dividends paid		(3,026,563)	(4,080,624)
Treasury shares purchased		-	(746,553)
Treasury shares sold		377,049	-
Other debt facilities		<u>8,259,844</u>	<u>-</u>
Cash provided by/(used in) financing activities		<u>5,610,330</u>	<u>(4,827,177)</u>
Effect of exchange rate on cash and cash equivalents		<u>6,921</u>	<u>73,721</u>
Increase/(decrease) in net cash and equivalents		908,548	(2,791,513)
Cash and cash equivalents at beginning of year		<u>1,016,178</u>	<u>3,807,691</u>
CASH AND CASH EQUIVALENTS AT END OF YEAR	13	<u>1,924,726</u>	<u>1,016,178</u>

BARITA INVESTMENTS LIMITED

STATEMENT OF PROFIT OR LOSS AND OTHER COMPREHENSIVE INCOME

YEAR ENDED 30 SEPTEMBER 2023


	<u>Note</u>	<u>2023</u> <u>\$'000</u>	<u>2022</u> <u>\$'000</u>
Net interest income	7	512,800	1,646,869
Fees and commission income		2,870,571	2,409,963
Dividend income		86,771	31,760
Foreign exchange trading and translation gains		591,154	768,529
Fair value and realized gains on investments	8	4,265,657	3,316,262
Other		<u>165,362</u>	<u>99,802</u>
Net operating revenue		<u>8,492,315</u>	<u>8,273,185</u>
Operating Expenses			
Staff costs	9	(1,566,448)	(1,619,213)
Administration costs		(2,846,198)	(2,052,215)
Impairment of financial assets		<u>(325)</u>	<u>(897)</u>
	10	<u>(4,412,971)</u>	<u>(3,672,325)</u>
Share of profit from associate	27	<u>95,028</u>	<u>96,167</u>
Profit Before Taxation		4,174,372	4,697,027
Taxation	11	<u>(979,648)</u>	<u>(831,557)</u>
Profit For The Year	12	<u>3,194,724</u>	<u>3,865,470</u>
OTHER COMPREHENSIVE INCOME:			
<i>Items that may subsequently be reclassified to profit or loss</i>			
Unrealised losses on securities at FVOCI, net of taxes	11(c)	(3,489,405)	(6,632,438)
Unrealised gain on securities at FVOCI, net of taxes	11(c)	3,041,145	2,913,533
Fair value gain on property, plant and equipment, net of taxes	11(c)	47,927	26,582
ECL adjustment on securities at FVOCI, net of taxes	11(c)	<u>27,333</u>	<u>(108,044)</u>
Total other comprehensive income		<u>(373,000)</u>	<u>(3,800,367)</u>
TOTAL COMPREHENSIVE INCOME		<u>2,821,724</u>	<u>65,103</u>

BARITA INVESTMENTS LIMITED
STATEMENT OF FINANCIAL POSITION

30 SEPTEMBER 2023

	<u>Note</u>	<u>2023</u> <u>\$'000</u>	<u>2022</u> <u>\$'000</u>
<u>ASSETS</u>			
Cash and bank balances	13	1,894,849	892,334
Securities purchased under resale agreements	14	564,013	2,608,878
Investment securities	15	27,245,072	24,091,518
Pledged assets	16	83,717,008	61,603,598
Receivables	17	2,805,780	3,074,860
Loans	19	7,364,630	10,606,593
Tax recoverable		440,458	546,871
Due from related parties	20(b)	949,409	856,788
Property, plant and equipment	21	942,485	992,841
Intangible assets	22	21,501	14,777
Investment	23	55,000	55,000
Investment property	24	225,000	214,200
Right-of-use assets	25(a)	252,274	231,882
Investment in subsidiaries	26	3,433,720	1,862,624
Investment in associate	27	2,281,723	2,186,695
Deferred tax assets	32	<u>697,249</u>	<u>1,383,988</u>
 Total assets		 <u>132,890,171</u>	 <u>111,223,447</u>
<u>LIABILITIES AND STOCKHOLDERS' EQUITY</u>			
<u>LIABILITIES:</u>			
Bank overdraft	13	45,109	11,587
Secured investment notes	28	10,386,809	11,852,768
Securities sold under repurchase agreements	29	76,546,630	59,803,525
Other debt facilities	30	8,283,628	-
Payables	31	1,392,582	3,202,612
Dividend payable	38	-	3,026,563
Due to related parties	20(b)	280,395	36,840
Lease liabilities	25(b)	<u>308,395</u>	<u>287,207</u>
 Total liabilities		 <u>97,243,548</u>	 <u>78,221,102</u>
 Stockholders' Equity:			
Share capital	33	34,668,224	34,668,224
Capital reserve	34	237,843	210,510
Fair value reserve	35	(4,498,284)	(4,097,951)
Stock option reserve	36	20,837	146,428
Capital redemption reserve	37	313,590	313,590
Retained earnings		<u>4,904,413</u>	<u>1,761,544</u>
 Total stockholders' equity		 <u>35,646,623</u>	 <u>33,002,345</u>
 Total liabilities and shareholders' equity		 <u>132,890,171</u>	 <u>111,223,447</u>

Approved for issue by the Board of Directors 19 December 2023 and signed on its behalf by:



 Mark Myres Chairman



 Carl D. Domville Director

BARITA INVESTMENTS LIMITED
STATEMENT OF CHANGES IN EQUITY
YEAR ENDED 30 SEPTEMBER 2023

	<u>Share Capital \$'000</u>	<u>Capital Reserve \$'000</u>	<u>Fair Value Reserve \$'000</u>	<u>Stock Option Reserve \$'000</u>	<u>Capital Redemption Reserve \$'000</u>	<u>Retained Earnings \$'000</u>	<u>Total \$'000</u>
BALANCE AT 30 SEPTEMBER 2021	<u>34,668,224</u>	<u>183,928</u>	<u>(271,002)</u>	<u>86,800</u>	<u>313,590</u>	<u>1,758,091</u>	<u>36,739,631</u>
TOTAL COMPREHENSIVE INCOME							
Profit for the year	-	-	-	-	-	3,865,470	3,865,470
Other comprehensive income	<u>-</u>	<u>26,582</u>	<u>(3,826,949)</u>	<u>-</u>	<u>-</u>	<u>-</u>	<u>(3,800,367)</u>
	<u>-</u>	<u>26,582</u>	<u>(3,826,949)</u>	<u>-</u>	<u>-</u>	<u>3,865,470</u>	<u>65,103</u>
TRANSACTION WITH OWNERS							
Dividends paid (Note 38)	-	-	-	-	-	(792,332)	(792,332)
Dividends proposed (Note 38)	-	-	-	-	-	(3,026,563)	(3,026,563)
Employee share trust provision (Note 36)	-	-	-	113,308	-	-	113,308
Employee share option exercised (Note 36)	-	-	-	(97,080)	-	(43,122)	(140,202)
Adjustment to deferred tax equity	<u>-</u>	<u>-</u>	<u>-</u>	<u>43,400</u>	<u>-</u>	<u>-</u>	<u>43,400</u>
	<u>-</u>	<u>-</u>	<u>-</u>	<u>59,628</u>	<u>-</u>	<u>(3,862,017)</u>	<u>(3,802,389)</u>
BALANCE AT 30 SEPTEMBER 2022	<u>34,668,224</u>	<u>210,510</u>	<u>(4,097,951)</u>	<u>146,428</u>	<u>313,590</u>	<u>1,761,544</u>	<u>33,002,345</u>
TOTAL COMPREHENSIVE INCOME							
Profit for the year	-	-	-	-	-	3,194,724	3,194,724
Other comprehensive income	<u>-</u>	<u>27,333</u>	<u>(400,333)</u>	<u>-</u>	<u>-</u>	<u>-</u>	<u>(373,000)</u>
	<u>-</u>	<u>27,333</u>	<u>(400,333)</u>	<u>-</u>	<u>-</u>	<u>3,194,724</u>	<u>2,821,724</u>
TRANSACTION WITH OWNERS							
Employee share trust provision (Note 36)	-	-	-	81,419	-	-	81,419
Employee share option exercised (Note 36)	<u>-</u>	<u>-</u>	<u>-</u>	<u>(207,010)</u>	<u>-</u>	<u>(51,855)</u>	<u>(258,865)</u>
	<u>-</u>	<u>-</u>	<u>-</u>	<u>(125,591)</u>	<u>-</u>	<u>(51,855)</u>	<u>(177,446)</u>
BALANCE AT 30 SEPTEMBER 2023	<u>34,668,224</u>	<u>237,843</u>	<u>(4,498,284)</u>	<u>20,837</u>	<u>313,590</u>	<u>4,904,413</u>	<u>35,646,623</u>

BARITA INVESTMENTS LIMITED

STATEMENT OF CASH FLOWS

YEAR ENDED 30 SEPTEMBER 2023

	<u>Note</u>	<u>2023</u> <u>\$'000</u>	<u>2022</u> <u>\$'000</u>
CASH FLOWS FROM OPERATING ACTIVITIES:			
Net profit		3,194,724	3,865,470
Items not affecting cash resources:			
Depreciation and amortisation	21,22	126,394	118,106
Effect of exchange gain on foreign balances		(497,480)	(719,332)
Unrealised gain on investment FVTPL		(3,908,276)	(2,657,250)
Interest income		(6,220,730)	(4,332,884)
Interest expense		5,682,995	2,686,015
Fair value gains on investment property	24	(10,800)	(4,200)
Effect of exchange rate on lease modified		(125)	-
Income tax expense	11	979,648	831,557
Lease liability interest expense	25	21,979	28,406
Right-of-use assets amortisation	25	44,730	40,478
Share of profit from associate		(95,028)	(96,167)
Share option expense	36	207,010	113,308
Adjustment to property, plant and equipment		<u>4,036</u>	<u>-</u>
		(470,923)	(126,493)
Changes in operating assets and liabilities:			
Securities purchased under resale agreements, net		2,044,865	6,813,030
Securities sold under repurchase agreements, net		16,211,618	13,706,543
Receivables		273,980	(2,013,017)
Loans receivables, net		3,229,232	(4,731,837)
Payables		(1,810,030)	362,660
Related companies, net		155,136	1,635,001
Secured investment notes		<u>(1,411,907)</u>	<u>10,424,360</u>
		18,221,971	26,070,247
Interest received		5,618,774	3,956,302
Interest paid		(5,086,230)	(2,312,847)
Lease payments		(65,847)	(53,903)
Tax paid		<u>-</u>	<u>(1,770,846)</u>
Cash provided by operating activities		<u>18,688,668</u>	<u>25,888,953</u>
CASH FLOWS FROM INVESTING ACTIVITIES:			
Purchase of property, plant and equipment	21	(27,868)	(175,411)
Purchase of intangible assets	22	(17,929)	(6,691)
Proceeds from disposal of property, plant and equipment		-	123,640
Investment securities including pledged assets, net		(21,259,969)	(23,763,842)
Investment in associate	27	-	(37,105)
Investment in subsidiary	26	<u>(1,627,156)</u>	<u>(746,553)</u>
Cash used in investing activities		<u>(22,932,922)</u>	<u>(24,605,962)</u>
CASH FLOWS FROM FINANCING ACTIVITIES:			
Dividends paid		(3,026,563)	(4,080,624)
Other debt facilities		<u>8,242,475</u>	<u>-</u>
Cash provided by/(used in) financing activities		<u>5,215,912</u>	<u>(4,080,624)</u>
Effect of exchange rate on cash and cash equivalents		<u>(2,665)</u>	<u>67,359</u>
Increase/(decrease) in net cash and equivalents		968,993	(2,730,274)
Net cash and cash equivalents at beginning of year		<u>880,747</u>	<u>3,611,021</u>
CASH AND CASH EQUIVALENTS AT END OF YEAR	13	<u><u>1,849,740</u></u>	<u><u>880,747</u></u>

BARITA INVESTMENTS LIMITED
NOTES TO THE FINANCIAL STATEMENTS
30 SEPTEMBER 2023

1. IDENTIFICATION, REGULATION AND LICENCE:

Barita Investments Limited (Barita or the company) is a limited liability company incorporated and domiciled in Jamaica. The registered office of the company is 15 St. Lucia Way, Kingston 5. The controlling party of the company is Cornerstone Financial Holdings Limited with a 74.5% ownership as at year end. The registered office of Cornerstone Financial Holdings is located at Suite I, Ground Floor, The Financial Services Centre, Bishop's Court Hill, Barbados.

The company is a licensed securities dealer, investment manager, pension administrator and cambio operator and has primary dealer status from the Bank of Jamaica (BOJ). It is licensed under the Securities Act and regulated by the Financial Services Commission (FSC). The company's ordinary shares are listed on the Jamaica Stock Exchange (JSE).

The company founded the Cornerstone Group Employee Trust, as a special purpose entity, by the contributing of 10,000,000 shares for the establishment of the Trust. The Trust acts as holding agent of shares within the company's Employee Stock Option Plan.

The principal activities of the company and its wholly owned subsidiary, Barita Unit Trusts Management Company Limited (BUTM), are securities brokerage, money market activities, cambio operations, investment banking and funds management.

The company acquired 20% of the shareholding of Derrimon Trading Company Limited (DTC). DTC is incorporated and registered in Jamaica. DTC is an associated company of Barita Investments Limited (see Note 27.)

"The Group" refers collectively to the company, its subsidiary and the employee trust.

2. REPORTING CURRENCY:

Items included in the financial statements of the group are measured using the currency of the primary economic environment in which the group operates 'the functional currency'. These financial statements are presented in Jamaican dollars, which is considered the group's functional and presentation currency.

3. SIGNIFICANT ACCOUNTING POLICIES:

The principal accounting policies applied in the preparation of these financial statements are set out below. These policies have been consistently applied to all the years presented, unless otherwise stated. Where necessary, amounts have been reclassified to conform to current year presentation. Amounts are rounded to the nearest thousand unless otherwise stated.

(a) Basis of preparation

These financial statements have been prepared in accordance with International Financial Reporting Standards (IFRS) and have been prepared under the historical cost convention as modified by the revaluation of fair value through other comprehensive income and fair value through profit or loss investment securities, and certain items of property, plant and equipment. They are also prepared in accordance with requirements of the Jamaican Companies Act.

BARITA INVESTMENTS LIMITED
NOTES TO THE FINANCIAL STATEMENTS
30 SEPTEMBER 2023

3. **SIGNIFICANT ACCOUNTING POLICIES (CONT'D):**

(a) **Basis of preparation (cont'd)**

The preparation of financial statements in conformity with IFRS requires the use of certain critical accounting estimates. It also requires management to exercise its judgement in the process of applying the group's accounting policies. Although these estimates are based on management's best knowledge of current events and actions, actual results could differ from these estimates. The areas involving a higher degree of judgement or complexity, or areas where assumptions and estimates are significant for the financial statements are disclosed in Note 4.

New, revised and amended standards and interpretations that became effective during the year

Certain new standards and interpretations of and amendments to existing standards have been published that became effective during the current financial year. The group has assessed the relevance of all such new standards, interpretations and amendments and has concluded that the following new standards, interpretations and amendments are relevant to its operations:

Amendments to IAS 1, 'Presentation of Financial Statements', (effective for accounting periods beginning on or after 1 January 2022). These amendments clarify that liabilities are classified as either current or non-current, depending on the rights that exist at the end of the reporting period. Classification is unaffected by the expectations of the entity or events after the reporting date. The amendments also classify what IAS 1 means when it refers to the 'settlement' of a liability.

Amendment to IAS 16, 'Property, Plant and Equipment' (effective for accounting periods beginning on or after 1 January 2022). This amendment prohibits an entity from deducting from the cost of an item of PP&E any proceeds received from selling items produced while the entity is preparing the asset for its intended use. Instead, the entity will recognise such sales proceeds and related cost in profit or loss. It also clarifies that an entity is 'testing whether the asset is functioning properly' when it assesses the technical and physical performance of the asset. The financial performance of the asset is not relevant to this assessment. Entities must disclose separately the amounts of proceeds and costs relating to items produced that are not an output of the entity's ordinary activities.

BARITA INVESTMENTS LIMITED
NOTES TO THE FINANCIAL STATEMENTS
30 SEPTEMBER 2023

3. **SIGNIFICANT ACCOUNTING POLICIES (CONT'D):**

(a) **Basis of preparation (cont'd)**

New, revised and amended standards and interpretations that became effective during the year (cont'd)

Amendments to IFRS 3, 'Business Combinations' (effective for accounting periods beginning on or after 1 January 2022). Minor amendments were made to update the references to the Conceptual Framework for Financial Reporting and add an exception for the recognition of liabilities and contingent liabilities within the scope of IAS 37 Provisions, Contingent Liabilities and Contingent Assets and Interpretation 21 Levies. The amendments also confirm that contingent assets should not be recognised at the acquisition date.

Amendments to IAS 37, 'Provisions, Contingent Liabilities and Contingent Assets' (effective for accounting periods beginning on or after 1 January 2022). This amendment specifies which costs a company includes when assessing whether a contract will be loss making. It clarifies that the direct costs of fulfilling a contract include both the incremental costs of fulfilling the contract and an allocation of other costs directly related to fulfilling contracts. Before recognising a separate provision for an onerous contract, the entity recognises any impairment loss that has occurred on assets used in fulfilling the contract.

The adoption of the above standards and interpretations did not have any impact on the group's financial statements.

New standards, amendments and interpretation not yet effective and not early adopted

Amendments in Non-Current Liabilities with Covenants (Amendments to IAS 1) (effective for accounting periods beginning on or after 1 January 2024). Only covenants with which an entity is required to comply on or before the reporting date affect the classification of a liability as current or non-current. In addition, an entity has to disclose information in the notes that enables users of financial statements to understand the risk that non-current liabilities with covenants could become repayable within twelve months.

BARITA INVESTMENTS LIMITED
NOTES TO THE FINANCIAL STATEMENTS
30 SEPTEMBER 2023

3. **SIGNIFICANT ACCOUNTING POLICIES (CONT'D):**

(a) **Basis of preparation (cont'd)**

New standards, amendments and interpretation not yet effective and not early adopted (cont'd)

Three proposals the IASB included in its November 2021 exposure draft were not finalised:

- the requirement that an entity has to present non-current liabilities with covenants separately in the statement of financial position;
- the requirement that an entity has to disclose whether and, if so, how it expected to comply with covenants after the reporting date; and
- the clarifications of some situations in which an entity would not have a right to defer settlement of a liability.

Amendments to IAS 12 (Effective for accounting periods beginning on or after 1 January 2023). The main change in *Deferred Tax related to Assets and Liabilities arising from a Single Transaction (Amendments to IAS 12)* is an exemption from the *initial recognition exemption* provided in IAS 12.15(b) and IAS 12.24. Accordingly, the initial recognition exemption does not apply to transactions in which equal amounts of deductible and taxable temporary differences arise on initial recognition. This is also explained in the newly inserted paragraph IAS 12.22A.

There are no other IFRS or IFRIC interpretations that are not yet effective that would be expected to have a material impact on the group.

(b) **Basis of consolidation**

Subsidiaries are all entities (including structured entities) over which the group has control. The group controls an entity when the group is exposed to, or has right to, variable returns from its involvement with the entity and has the ability to affect those returns through power over the entity. Subsidiaries are fully consolidated from the date on which control is transferred to the group. They are deconsolidated from the date that control ceases. The Group recognizes Cornerstone Group Employee Share Trust as a special purpose entity. The subsidiaries consolidated are Barita Unit Trusts Management Company Limited which is 100% owned and Cornerstone Group Employee Share Trust.

BARITA INVESTMENTS LIMITED
NOTES TO THE FINANCIAL STATEMENTS
30 SEPTEMBER 2023

3. SIGNIFICANT ACCOUNTING POLICIES (CONT'D):

(b) Basis of consolidation (cont'd)

Acquisitions from third parties

Subsidiaries are consolidated from the date on which control is transferred to the group and are no longer consolidated from the date that control ceases. The group uses the acquisition method of accounting to account for business combinations. The consideration transferred for the acquisition of a subsidiary is the fair value of the assets transferred, the liabilities incurred and the equity interests issued by the group. The consideration transferred includes the fair value of any asset or liability resulting from a contingent consideration arrangement. Acquisition related costs are expensed as incurred. Identifiable assets acquired and liabilities and contingent liabilities assumed in a business combination are measured initially at their fair value at the acquisition date. On an acquisition-by-acquisition basis, the group recognizes any non-controlling interest in the acquirees either at fair value or at the non-controlling interests proportionate share of the acquirees' net assets.

Acquisitions involving entities under common control

The predecessor method of accounting is used to account for acquisitions involving entities under common control, as such acquisitions are outside of the scope of IFRS 3. Under the predecessor method of accounting, the acquiring entity consolidates the results and net assets of the acquired entity either from the date of acquisition, or as if the acquisition had always taken place, and the current structure had always been in existence. In electing to utilize the latter option, the prior year's comparatives are restated.

In applying the predecessor method, the purchase consideration for the acquisition is eliminated against the book value of net assets acquired (adjusted for inconsistencies in accounting policies) with any resulting difference being dealt with as an adjustment to equity. There is no goodwill created, nor is there any negative goodwill recognized.

The group has elected to treat all such acquisitions as if the acquisition had taken place in previous years.

Intercompany transactions, balances and unrealised gains on transactions between group companies are eliminated; unrealised losses are also eliminated unless the cost cannot be recovered. The accounting policies of the subsidiary and the employee share trust are consistent with those adopted by the group.

(c) Investment in associates

Associates are all entities over which the group has significant influence but not control, generally accompanying a shareholding of between 20% and 50% and the voting rights. Investments in associates are accounted for using the equity method of accounting and are initially recognized at cost. Under the equity method, the investment is initially recognized at cost, and the carrying amount is increased or decreased to recognize the investee's share of profit or loss after the date of acquisition.

BARITA INVESTMENTS LIMITED
NOTES TO THE FINANCIAL STATEMENTS
30 SEPTEMBER 2023

3. SIGNIFICANT ACCOUNTING POLICIES (CONT'D):

(c) Investment in associates (cont'd)

The group share of its associates post-acquisition profits or losses is recognized in the income statements. The cumulative post-acquisition movements are adjusted against the carrying amount of the investment.

When the group's share of losses in an associate equal or exceeds its interest in the associate, including any other unsecured receivables, the group does not recognize for losses unless it has incurred obligations or made payments on behalf of the associate.

The results of associates with financial reporting year-ends that are different from the group are determined by prorating the results for the audited period as well as the period covered by management accounts to ensure that a year's result is accounted for, as applicable.

(d) Segment reporting

A business segment is a group of assets and operations engaged in providing products or services that are subject to risks and returns that are different from those of other business segments. Operating segments are reported in a manner consistent with internal reporting to the group's chief operating decision maker.

(e) Foreign currency translation

Foreign currency transactions are accounted for at the exchange rates prevailing at the dates of the transactions.

Monetary items denominated in foreign currency are translated to Jamaican dollars using the mid-point of the closing rate as at the reporting date.

Exchange differences arising from the settlement of transactions at rates different from those at the dates of the transactions and unrealized foreign exchange differences on unsettled foreign currency monetary assets and liabilities are recognized in profit or loss. Translation differences on non-monetary financial instruments, such as equities classified as available-for-sale financial assets, are recognized in other comprehensive income.

(f) Financial instruments

A financial instrument is any contract that gives rise to both a financial asset in one entity and a financial liability or equity of another entity.

BARITA INVESTMENTS LIMITED
NOTES TO THE FINANCIAL STATEMENTS
30 SEPTEMBER 2023

3. **SIGNIFICANT ACCOUNTING POLICIES (CONT'D):**

(f) **Financial instruments (cont'd)**

Financial assets

(i) **Classification**

The group classifies its financial assets in the following measurement categories:

- At fair value (either through OCI or through profit or loss); and
- At amortised cost

The classification is based on the group's business model for managing the financial assets and the contractual terms of the cash flows.

For assets measured at fair value, gains and losses are recorded in profit or loss or OCI.

The group will reclassify debt investments when and only when its business model for managing those assets changes.

(ii) **Recognition and derecognition**

Purchases and sales of financial assets are recognized on the date at which the group becomes a party to the contractual provisions of the instrument, i.e. the date they originated. Financial assets are derecognized when the rights to receive cash flows from the financial assets have expired or have been transferred and the group has transferred substantially all the risks and rewards of ownership.

(iii) **Measurement**

At initial recognition, the group measures a financial asset at its fair value plus, in the case of a financial asset not at fair value through profit or loss (FVPL), transaction costs that are directly attributable to the acquisition of the financial assets. Transaction costs of financial assets carried at FVPL are expensed in profit or loss.

Financial assets with embedded derivatives are considered in their entirety when determining whether their cash flows are solely payment of principal and interest.

Debt instruments

Subsequent measurement of debt instruments depends on the group's business model for managing the asset and the cash flow characteristics of the asset. There are three measurement categories into which the group classifies its debt instruments:

BARITA INVESTMENTS LIMITED

NOTES TO THE FINANCIAL STATEMENTS

30 SEPTEMBER 2023

3. SIGNIFICANT ACCOUNTING POLICIES (CONT'D):

(f) Financial instruments (cont'd)

Financial assets (cont'd)

(iii) Measurement (cont'd)

Debt instruments (cont'd)

- Amortised cost - Assets that are held for collection of contractual cash flows where those cash flows represent solely payments of principal and interest are measured at amortised cost. Interest income from these financial assets is included in finance income using the effective interest rate method. Any gains or loss arising on derecognition is recognized directly in profit or loss and presented in other gains/(losses) together with foreign exchange gains and losses. Impairment losses are presented as a separate line item in the statement of comprehensive income.
- FVOCI - Assets that are held for collection of contractual cash flows and for selling the financial assets, where the assets' cash flows represent solely payments of principal and interest, are measured at FVOCI. Movement in the carrying amount are taken through OCI, except for the recognition of impairment gains or losses, interest income and foreign exchange gains and losses which are recognized in profit or loss. When the financial asset is derecognized, the cumulative gain or loss previously recognized in OCI is reclassified from equity to profit or loss and recognized in other gains/(losses). Interest income from these financial assets is included in finance income using the effective interest rate method. Foreign exchange gains and losses are presented in other gains/(losses) and impairment expenses are presented as separate line item in the statement of comprehensive income.
- FVPL - Assets that do not meet the criteria for amortised cost or FVOCI are measured at FVPL. A gain or loss on a debt investment that is subsequently measured at FVPL is recognized in profit or loss and presented net within other gains/(losses) in the period in which it arises.

Equity instruments

The group subsequently measures all equity investments at fair value. Where the group's management has elected to present fair value gains and losses on equity investments in P&L previously classified as fair value through OCI following the derecognition of the investment. Dividends from such investments continue to be recognized in profit or loss when the group's right to receive payment is established.

BARITA INVESTMENTS LIMITED
NOTES TO THE FINANCIAL STATEMENTS
30 SEPTEMBER 2023

3. **SIGNIFICANT ACCOUNTING POLICIES (CONT'D):**

(f) **Financial instruments (cont'd)**

Financial assets (cont'd)

(iii) **Measurement (cont'd)**

Equity instruments (cont'd)

Changes in fair value of financial assets at FVPL are recognized in gains/(losses) in the profit or loss statement as applicable. Impairment losses (and reversal of impairment losses) on equity investments measured at FVOCI are not reported separately from other changes in fair value.

(iv) **Impairment**

The group assesses on a forward looking basis the expected credit losses associated with its debt instruments carried at amortised cost and FVOCI. The impairment methodology applied depends on whether there has been a significant increase in credit risk.

Financial liabilities

The group's financial liabilities are initially measured at fair value, net of transaction costs, and are subsequently measured at amortised cost using the effective interest method. At the reporting date, the following items were classified as financial liabilities: securities sold under repurchase agreements, bank overdraft, due to related company, lease liabilities, secured investment notes, other debt facilities, and trade payables.

(g) **Leases**

All leases are accounted for by recognising a right-of-use asset and a lease liability except for:

- Leases of low value assets; and
- Leases with a duration of 12 months or less.

Lease liabilities are measured at the present value of the contractual payments due to the lessor over the lease term, with the discount rate determined by reference to the rate inherent in the lease unless (as is typically the case) this is not readily determinable, in which case the group's incremental borrowing rate on commencement of the lease is used. Variable lease payments are only included in the measurement of the lease liability if they depend on an index or rate. In such cases, the initial measurement of the lease liability assumes the variable element will remain unchanged throughout the lease term. Other variable lease payments are expensed in the period to which they relate.

BARITA INVESTMENTS LIMITED
NOTES TO THE FINANCIAL STATEMENTS
30 SEPTEMBER 2023

3. **SIGNIFICANT ACCOUNTING POLICIES (CONT'D):**

(g) **Leases (cont'd)**

On initial recognition, the carrying value of the lease liability also includes:

- amounts expected to be payable under any residual value guarantee;
- the exercise price of any purchase option granted in favour of the group if it is reasonable certain to assess that option; and
- any penalties payable for terminating the lease, if the term of the lease has been estimated on the basis of termination option being exercised.

The right-of-use assets have been calculated at an amount equal to the initial value of the lease liability, adjusted for the following items:

- i) Any lease payments made at or before the commencement date, less any lease incentives received;
- ii) Any initial direct costs incurred by the group;
- iii) An estimate of costs to dismantle and remove the underlying asset or to restore the site on which the asset is located.

For short-term leases that have a lease term of 12 months or less and low-value assets, the group has elected to not recognize a lease obligation and right-of-use assets and instead will recognize a lease expense as permitted under IFRS 16.

The right-of-use assets will be depreciated using the straight-line method from the date of adoption to the earlier of the end of the useful life of the asset or end of the lease term as determined under IFRS 16.

Under IFRS 16, the right-of-use assets are tested for impairment in accordance with IAS 36 Impairment of assets which replaced the previous requirement to recognize a provision for onerous lease contracts under IAS 37, Provisions, Contingent Liabilities and Contingent Assets.

Subsequent to initial measurement lease liabilities increase as a result of interest charged at a constant rate on the balance outstanding and are reduced for lease payments made. Right-of-use assets are amortised on a straight-line basis over the remaining term of the lease or over the remaining economic life of the asset if, rarely, this is judged to be shorter than the lease term.

BARITA INVESTMENTS LIMITED
NOTES TO THE FINANCIAL STATEMENTS
30 SEPTEMBER 2023

3. **SIGNIFICANT ACCOUNTING POLICIES (CONT'D):**

(g) **Leases (cont'd)**

When the group revises its estimate of the term of any lease (because, for example, it re-assesses the probability of a lessee extension or termination option being exercised), it adjusts the carrying amount of the lease liability to reflect the payments to make over the revised term, which are discounted at the same discount rate that applied on lease commencement. The carrying value of lease liabilities is similarly revised when the variable element of future payments dependent on a rate or index is revised. In both cases an equivalent adjustment is made to the carrying value of the right-of-use asset, with the revised carrying amount being amortised over the remaining lease term.

When the group renegotiates the contractual terms of a lease with the lessor, the accounting depends on the nature of the modification:

- if the renegotiation results in one or more additional assets being leased for an amount commensurate with the standalone price for the additional right-of-use obtained, the modification is accounted for as a separate lease in accordance with the above policy.
- In all other cases where the renegotiation increases the scope of the lease (whether that is an extension to the lease term, or one or more additional assets being leased), the lease liability is remeasured using the discount rate applicable on the modification date, with the right-of-use asset being adjusted by the same amount.
- if the renegotiation results in a decrease in the scope of the lease, both the carrying amount of the lease liability and right-of-use asset are reduced by the same proportion to reflect the partial of full termination of the lease with any difference recognised in profit or loss. The lease liability is then further adjusted to ensure its carrying amount reflects the amount of the renegotiated payments over the renegotiated term, with the modified lease payments discounted at the rate applicable on the modification date. The right-of-use asset is adjusted by the same amount.

For contracts that both convey a right to the group to use an identified asset and require services to be provided to the group by the lessor, the group has elected to account for the entire contract as a lease, i.e. it does allocate any amount of the contractual payments to, and account separately for, any services provided by the supplier as part of the contract.

BARITA INVESTMENTS LIMITED
NOTES TO THE FINANCIAL STATEMENTS
30 SEPTEMBER 2023

3. **SIGNIFICANT ACCOUNTING POLICIES (CONT'D):**

(h) **Revenue recognition**

Interest income

Interest income and expense are recognized in profit or loss for all interest bearing instruments on an accrual basis using the effective interest rate method. Interest income includes coupons earned on fixed income investments and accrued discounts or premiums on treasury bills and other discounted instruments.

Fees and commission income

Fees and commission income are recognized on an accrual basis when the service has been provided. Commission and fees arising from negotiating or participating in the negotiation of a transaction for a third party are recognized on completion of the underlying transaction.

Dividend income

Dividends are recognized when the right to receive payments is established.

Gain or loss on sale of investment

Gain or loss on the disposal or maturity of investments, is determined by comparing sale proceeds with the carrying amount of the investment. The amount is recognized in profit or loss for the year.

When investment securities are disposed of the related accumulated unrealised gains or losses included in the fair value reserve are recognized by recycling those gains or losses through other comprehensive income.

(i) **Current and deferred income taxes**

Taxation expense in profit or loss comprises current and deferred tax charges.

Current tax charges are based on taxable profits for the year, which differ from the profit before tax reported because taxable profits exclude items that are taxable or deductible in other years, and items that are never taxable or deductible. The company's liability for current tax is calculated at tax rates that have been enacted at the reporting date.

BARITA INVESTMENTS LIMITED
NOTES TO THE FINANCIAL STATEMENTS
30 SEPTEMBER 2023

3. **SIGNIFICANT ACCOUNTING POLICIES (CONT'D):**

(i) **Current and deferred income taxes (cont'd)**

Deferred tax is the tax that is expected to be paid or recovered on differences between the carrying amounts of assets and liabilities and the corresponding tax bases. Deferred income tax is provided in full, using the liability method, on temporary differences arising between the tax bases of assets and liabilities and their carrying amounts in the financial statements. Deferred income tax is determined using tax rates that have been enacted or substantially enacted by the reporting date and are expected to apply when the related deferred income tax asset is realized or the deferred income tax liability is settled.

Deferred tax assets are recognized to the extent that it is probable that future taxable profit will be available against which the temporary differences can be utilized.

Deferred tax is charged or credited to profit or loss, except where it relates to items charged or credited to other comprehensive income or equity, in which case deferred tax is also dealt with in other comprehensive income or equity.

(j) **Property, plant and equipment**

Items of property, plant and equipment are initially recorded at historical or deemed cost, less accumulated depreciation. Historical cost includes expenditure that is directly attributable to the acquisition of the items.

Subsequent costs are included in the asset's carrying amount or recognised as a separate asset, as appropriate, only when it is probable that future economic benefits associated with the item will flow to the company and the cost of the item can be measured reliably. The carrying amount of any replaced part is derecognised. All other repairs and maintenance are charged to profit or loss during the financial period in which they are incurred.

Freehold land and buildings are subsequently carried at fair value, based on periodic valuations by a professionally qualified valuer. These revaluations are made with sufficient regularity to ensure that the carrying amount does not differ materially from that which would be determined using fair value at the end of the reporting period. Changes in fair value are recognised in other comprehensive income and accumulated in the capital reserve except to the extent that any decrease in value in excess of the credit balance on the capital reserve, or reversal of such a transaction, is recognised in profit or loss.

BARITA INVESTMENTS LIMITED
NOTES TO THE FINANCIAL STATEMENTS
30 SEPTEMBER 2023

3. SIGNIFICANT ACCOUNTING POLICIES (CONT'D):

(j) Property, plant and equipment (cont'd)

Depreciation is calculated on the straight line basis at such rates as will write off the carrying value of the assets over the period of their expected useful lives. Land is not depreciated. The expected useful lives of the other property, plant and equipment are as follows:

Buildings	40 years
Leasehold improvements	Life of lease
Office furniture, machines and equipment	10 years
Computer equipment	2 - 10 years
Motor vehicles	3 - 5 years

Gains and losses on disposals of property, plant and equipment are determined by reference to their carrying amounts and are taken into account in determining profit or loss.

The assets' residual values and useful lives are reviewed and adjusted if appropriate, at each reporting date.

(k) Receivables

Receivables are recognized initially at fair value and subsequently measured at amortised cost using the effective interest method, less provision for impairment. Impairment of receivables is determined using the simplified approach based on the requirements of IFRS 9.

The carrying amount of the asset is reduced through the use of an allowance account and the amount of the loss is recognized in profit or loss. When a receivable is uncollectible, it is written off against the allowance account. Subsequent recoveries of amounts previously written off are credited in profit or loss.

(l) Repurchase and reverse repurchase agreements

Securities sold under agreements to repurchase (repurchase agreements) and securities purchased under agreements to resell (reverse repurchase agreements) are treated as collateralized financing transactions.

The difference between the sale/purchase and repurchase/resale price is treated as interest and accrued over the life of the repurchase agreements using the effective yield method.

Securities purchased under agreements to resell and sold under agreements to repurchase are carried on the statement of financial position at amortised cost.

BARITA INVESTMENTS LIMITED
NOTES TO THE FINANCIAL STATEMENTS
30 SEPTEMBER 2023

3. **SIGNIFICANT ACCOUNTING POLICIES (CONT'D):**

(m) **Secured investment notes**

Loan note payable are recognized initially at the proceeds received net of transaction costs incurred. Secured investment loan notes are subsequently measured at amortised cost.

(n) **Other debt facilities**

Other debt facilities are recognized initially at cost, being their issue proceeds, net of transaction cost incurred. Subsequently, other debt facilities are stated at amortised cost and any difference between net proceeds and redemption value is recognised in the statement of profit or loss and other comprehensive income over the period of the debt using the effective yield method.

(o) **Payables**

Payables are initially recognized at fair value and are subsequently measured at amortised cost.

(p) **Fiduciary activities**

The group commonly acts as a trustee and in other fiduciary capacities that result in the holding or placing of assets on behalf of individuals, trusts and other institutions. These assets and income arising thereon are excluded from these financial statements as they are not assets of the group.

(q) **Employee benefits**

Defined contribution plans

The group maintains a pension plan for its eligible employees and agents. The pension plan is a defined contribution plan, the assets of which are held in a separate trustee administered fund. The plan is generally funded by basic employee contributions of 5% of pensionable salary and voluntary contributions up to a maximum of an additional 5%. This is matched by the group, once the group's contributions have been paid the group has no further payment obligations. The group contributions to the plan are charged to profit or loss in the year to which they relate.

Other

Other employee benefits that are expected to be settled wholly within 12 months after the end of the reporting period are presented as current liabilities.

Other employee benefits that are not expected to be settled wholly within 12 months after the end of the reporting period are presented as non-current liabilities and calculated using the projected unit credit method and then discounted using yields available on high quality corporate bonds that have maturity dates approximating to the expected remaining period to settlement.

BARITA INVESTMENTS LIMITED
NOTES TO THE FINANCIAL STATEMENTS
30 SEPTEMBER 2023

3. **SIGNIFICANT ACCOUNTING POLICIES (CONT'D):**

(q) **Employee benefits (cont'd)**

Share based compensation benefits

The group operates an equity-settled share-based compensation plan. The fair value of the employee services received in exchange for the grant of the options is recognised as an expense, with corresponding increase in equity, over the period in which the employee becomes vested to the group. The total amount to be expensed over the vesting period is determined by reference to the fair value of the options granted. At the end of each reporting period, the group revises its estimates of the number of options that are expected to become exercisable. It recognizes the impact of the revision of original estimates, if any, in the statement of profit or loss, and a corresponding adjustment to equity over the remaining vesting period.

(r) **Intangible assets**

Intangible assets, which represents computer software, are deemed to have a finite useful life of three years and are measured at cost, less accumulated amortisation and accumulated impairment losses, if any.

(s) **Related party balances and transactions**

Parties are considered to be related if directly, or indirectly through one or more intermediaries, the party controls, is controlled by or is under common control with the entity (this includes parents, subsidiaries and fellow subsidiaries) has significant influence over the entity or has joint control over the entity. Related party balance and transactions are disclosed for the following:

- (i) Enterprises and individuals owning, directly or indirectly, a significant interest in voting power of the group and /or having significant influence over the Group's affairs and close members of the family of these individuals.
- (ii) Key management personnel, that is those persons having authority and responsibility for planning directing and controlling the activities of the group, including directors, officers and close members of the families of these individuals.

(t) **Impairment of non-current assets**

Property, plant and equipment and other non-current assets are reviewed for impairment losses whenever events or changes in circumstances indicate that the carrying amount may not be recoverable. An impairment loss is recognized for the amount by which the carrying amount of the assets exceeds its recoverable amount, which is the greater of an asset's net selling price and value in use. For the purpose of assessing impairment, assets are grouped at the lowest level for which there are separately identified cash flows. Non-financial assets other than goodwill that suffered impairment are reviewed for possible reversal of the impairment at each reporting date.

BARITA INVESTMENTS LIMITED
NOTES TO THE FINANCIAL STATEMENTS
30 SEPTEMBER 2023

3. **SIGNIFICANT ACCOUNTING POLICIES (CONT'D):**

(u) **Investment property**

Investment property, comprising principally land and building, is held for rental yields and capital appreciation and is treated as long term investments. It is measured initially at cost, including related transaction costs and subsequently measured at fair value. Fair value is based on active market prices, adjusted, if necessary, for any difference in the nature, location or condition of the specific asset.

The fair value reflects, on a similar basis, expected cash outflows in respect of the property. Fair value is determined every year by an independent registered valuer. Fair value is based on current prices in an active market for similar properties in the same location and condition. Any gain or loss arising from a change in fair value is recognized in profit or loss.

(v) **Loans receivable and provision for credit losses**

The group recognizes loss allowances for expected credit losses (ECL) on financial instruments that are not measured at fair value. Loans are non-derivative financial assets with fixed or determinable payments that are not quoted in an active market. They arise when the group provides money or services directly to a debtor with no intention of trading the receivable. Loans are recognized when cash is advanced to borrowers. They are initially recorded at cost, which is the cash given to originate the loan including any transaction costs, and subsequently measured at amortized cost using the effective interest rate method.

An allowance for loan impairment is established based on lifetime ECL which is the ECL that result from all possible default events over the expected life of the financial instrument. Financial instruments for which a lifetime ECL is recognised but which are not credit-impaired are referred to as 'Stage 1 financial instruments'. If significant increase in credit risk since initial recognition is identified, the financial instruments is moved to 'Stage 2' but is not yet deemed to be credit impaired. If the financial instrument is credit impaired, it is then moved to 'Stage 3'.

The amount of the provision is derived based on model which takes account of, among other factors, the carrying amount and the recoverable amount, being the present value of expected cash flows, including amounts recoverable from guarantees and collateral, discounted at the original effective interest rate of the loan and probability of default.

A loan is classified as impaired when, in management's opinion there has been deterioration in credit quality to the extent that there is no longer reasonable assurance of timely collection of the full amount of principal and interest. When a loan is classified as impaired, recognition of interest in accordance with the original terms and conditions of the loan ceases, and interest is taken into account on a cash basis.

Write offs are made when the group determines that there is no realistic prospect of recovery. Write offs are charged against previously established provisions for credit losses. Recoveries in part or in full of amounts previously written off are credited to provision for credit losses in the statement of profit or loss.

BARITA INVESTMENTS LIMITED
NOTES TO THE FINANCIAL STATEMENTS
30 SEPTEMBER 2023

3. **SIGNIFICANT ACCOUNTING POLICIES (CONT'D):**

(w) **Dividend distribution**

Dividend distribution to the company's shareholders is recognized as a liability in the company's financial statements in the period in which the dividends are approved by the company's shareholders.

Dividends for the year that are declared after the reporting date are dealt with in the subsequent events note.

4. **CRITICAL ACCOUNTING JUDGEMENTS AND ESTIMATES:**

Judgement and estimates are continually evaluated and based on historical experience and other factors, including expectation of future events that are believed to be reasonable under the circumstances.

(a) **Critical judgement in applying the Group's accounting policies**

In the process of applying the group's accounting policies, management has made the following judgement that could cause a significant impact on the amounts recognized in the financial statements.

Determination of whether the group acts as principal or agent in the management of various managed funds

IFRS 10, Consolidated Financial Statements, which was adopted by the group on 1 October 2016, resulted in the group assessing its relationship (to determine whether it acts as principal or agent) with various managed funds. These include a number of segregated pension funds, unit trusts and structured entities (collectively, the "managed funds"), managed either by the company or by BUTM.

In determining whether to consolidate managed funds, the Group considers its ability to direct the relevant activities of the entities. Ability to direct the relevant activities is generally evidenced through a unilateral right to liquidate the entities, investment in the securities issued by the entities that gives rise to control or where the Group holds specific subordinate securities that embody certain controlling rights. The Group may further consider relevant activities embedded within contractual arrangements such as call options which give the practical ability to direct the entities, special relationships between the entities and investors, and whether a single investor has a large exposure to variable returns of the entities.

BARITA INVESTMENTS LIMITED

NOTES TO THE FINANCIAL STATEMENTS

30 SEPTEMBER 2023

4. CRITICAL ACCOUNTING JUDGEMENTS AND ESTIMATES (CONT'D):

(a) Critical judgement in applying the Group's accounting policies (cont'd)

Determination of whether the group acts as principal or agent in the management of various managed funds (cont'd)

Judgement is required in determining control over managed funds. The purpose and design of the entities are considered, along with a determination of what the relevant activities are of each entity and who directs them. Further judgements are made around which investor is exposed to and absorbs the variable returns of the entities. The Group weighs all of these facts in considering whether it is acting as a principal in its own right or as an agent on behalf of others. Judgement is further required in the ongoing assessment of control over managed funds, specifically if market conditions have an effect on the variable return exposure of different investors.

The group has therefore concluded that it acts in relation to the managed funds in the capacity of agent, with limitations on its scope of authority, ability to be terminated as fund manager and levels of direct interests and remuneration that are appropriate for the services provided and consistent with industry practices.

(b) Key sources of estimation uncertainty

The group makes certain estimates and assumptions regarding the future. The resulting accounting estimates will, by definition, seldom equal the related actual results. The estimates and assumptions that have a significant risk of causing a material adjustment to the carrying amounts assets and liabilities within the next financial year are discussed below:

(i) Fair value estimation

A number of assets and liabilities included in the group's financial statements require measurement at, and/or disclosure of, fair value.

Fair value is the price that would be received to sell an asset or paid to transfer a liability in an orderly transaction between market participants at the measurement date.

The fair value measurement of the group's financial and non-financial assets and liabilities utilises market observable inputs and data as far as possible. Inputs used in determining fair value measurements are categorized into different levels based on how observable the inputs used in the valuation technique utilized are; the 'fair value hierarchy:

- | | |
|---------|--|
| Level 1 | Quoted prices in active markets for identical assets or liabilities. (unadjusted) |
| Level 2 | Inputs other than quoted prices included within level 1 that are observable for the asset or liability, either directly (that is, as prices) or indirectly (that is, derived from prices). |
| Level 3 | Inputs for the asset or liability that are not based on observable market data (that is, unobservable inputs). |

BARITA INVESTMENTS LIMITED
NOTES TO THE FINANCIAL STATEMENTS
30 SEPTEMBER 2023

4. **CRITICAL ACCOUNTING JUDGEMENTS AND ESTIMATES (CONT'D):**

(b) **Key sources of estimation uncertainty (cont'd)**

(i) **Fair value estimation (cont'd)**

The classification of an item into the above levels is based on the lowest level of the inputs used that has a significant effect on the fair value measurement of the item.

The fair value of financial instruments traded in active markets, such as investments fair value either through OCI or through profit or loss, is based on quoted market prices at the reporting date. The quoted market price used for financial assets held by the company is the current bid price. These instruments are included in level 1 and comprise equity instruments traded on the JSE.

The fair values of financial instruments that are not traded in an active market are deemed to be/determined as follows:

The carrying values less any impairment provision of financial assets and liabilities with a maturity of less than one year are estimated to approximate their fair values due to the short term maturity of these instruments. These financial assets and liabilities are cash and cash equivalents, trade receivables, trade payables, related company balances and unquoted investments.

(ii) **Income taxes**

Estimates are required in determining the provision for income taxes. There are some transactions and calculations for which the ultimate tax determination is uncertain during the ordinary course of business. The group recognizes assets and liabilities for possible tax issues based on estimates of whether additional taxes will become recoverable or will become due. Where the final tax outcome of these matters is different from the amounts that were initially recorded, such differences will impact the income tax and deferred tax provisions in the period in which such determination is made.

(iii) **Expected maturity dates for financial assets and liabilities**

In disclosing its financial risk management, and considering its management of liquidity risk, the group discloses the expected maturity of its financial assets and financial liabilities. It is management's experience that the contractual maturity of these assets and liabilities differ from the liquidation of these assets and liabilities, which makes the disclosure of expected maturity more meaningful to the users of the financial statements. The actual liquidation of the assets and liabilities may differ from management's estimates.

BARITA INVESTMENTS LIMITED
NOTES TO THE FINANCIAL STATEMENTS
30 SEPTEMBER 2023

4. CRITICAL ACCOUNTING JUDGEMENTS AND ESTIMATES (CONT'D):

(b) Key sources of estimation uncertainty (cont'd)

(iv) Depreciable assets

Estimates of the useful life and the residual value of property, plant and equipment are required in order to apply an adequate rate of transferring the economic benefits embodied in these assets in the relevant periods. The group applies a variety of methods in an effort to arrive at these estimates from which actual results may vary. Actual variations in estimated useful lives and residual values are reflected in profit or loss through impairment or adjusted depreciation provisions.

(v) Measurement of the expected credit loss allowance

The measurement of the expected credit loss (ECL) allowance for financial assets measured at amortised cost is an area that requires the use of complex models and significant assumptions about future economic conditions and credit behavior (e.g. the likelihood of customers and debt issuers defaulting and the resulting losses). Significant judgement is also required in applying the accounting requirements for measuring ECL, such as:

- Determining criteria indicating a significant increase in credit risk;
- Choosing appropriate models and assumptions for the measurement of ECL
- Establishing the number and relative weightings of forward-looking scenarios for each type of product/market and the associated ECL; and
- Establishing groups of similar financial assets for the purposes of measuring ECL.

5. FINANCIAL RISK MANAGEMENT:

The group's activities expose it to a variety of financial risks and those activities involve the analysis, evaluation, acceptance and management of some degree of risk or combination of risks. Taking risk is core to the financial business, and the operational risks are an inevitable consequence of being in business. The group's aim is therefore to achieve an appropriate balance between risk and return and minimize potential adverse effects on group's financial performance.

The group's risk management policies are designed to set appropriate risk limits and controls, and to monitor the risks and adherence to limits by means of reliable and up-to-date information systems. The group regularly reviews its risk management policies and systems to reflect changes in markets, products and emerging best practice.

The group is exposed through its operations to the following financial risks:

- Credit risk
- Liquidity risk
- Foreign exchange risk
- Fair value or cash flow interest rate risk and
- Other market price

BARITA INVESTMENTS LIMITED
NOTES TO THE FINANCIAL STATEMENTS
30 SEPTEMBER 2023

5. FINANCIAL RISK MANAGEMENT (CONT'D):

The Board of Directors is ultimately responsible for the establishment and oversight of the group's risk management framework. The Board, through the Asset and Liability Management Committee, Treasury Department, Audit Committee and Risk Manager, manages and monitors risks as follows:

(i) Assets and Liabilities Management Committee

This committee is responsible for monitoring the profile of the group's assets and liabilities. This includes monitoring policies and procedures that are established to ensure that there is sufficient liquidity and that interest rate risk, currency risk and capital adequacy is also monitored.

(ii) Treasury Department

This department is responsible for monitoring the profile of the group's assets and liabilities. It is also primarily responsible for managing the funding and liquidity risks of the group. It manages these risks by monitoring the statement of financial position and ensuring that business strategies are consistent with liquidity requirements measuring the capital adequacy for regulatory and business requirements and monitoring the composition of the assets and liabilities of the group.

(iii) Audit Committee

The Audit Committee oversees how management monitors compliance with the group's risk management policies and procedures and reviews the adequacy of the risk management framework in relation to the risks faced by the group. The Audit Committee is assisted in its oversight role by internal Audit, which is outsourced. Internal Audit undertakes both regular and ad hoc reviews of risk management controls and procedures, the results of which are reported to the Audit Committee.

(iv) Risk Manager

The Risk Manager inspects the group's operations by reviewing new ventures and projects, new lines of business, and new and existing products for risk exposure. The Risk Manager also ensures compliance with regulations and policies. Periodic reports are prepared by the Risk Manager and presented to senior management and the Board of Directors.

The most important types of financial risk faced by the group are credit risk, liquidity risk and market risk. Market risk includes currency risk and interest rate risk.

(a) Credit risk

The group takes on exposure to credit risk, which is the risk that its clients or counterparties will cause a financial loss for the group by failing to discharge their contractual obligations. Credit risk is a significant risk for the group business; management therefore carefully manages its exposure to credit risk. Credit exposure arises principally in lending and investment activities. The group structures the levels of credit risk it undertakes as documented below. The group's and the company's maximum exposure to credit risk equals the carrying amounts on the statements of financial position, for the financial assets which expose the group and company to credit risk.

BARITA INVESTMENTS LIMITED
NOTES TO THE FINANCIAL STATEMENTS
30 SEPTEMBER 2023

5. **FINANCIAL RISK MANGEMENT (CONT'D):**

(a) **Credit risk (cont'd)**

The overall objective of the group is to set policies that seek to reduce risk as far as possible without unduly affecting the group's competitiveness and flexibility.

Concentration of credit risk

There is no significant concentration of credit risk in the loans issued by the group. In addition to assessment of earnings and cash flows, management obtains collateral in the form of hypothecated securities sold under repurchase agreement, or units held in any of the trusts managed by BUTM. The group seeks to ensure that the value of hypothecated securities exceeds the loan amount.

Exposure to credit risk is managed through regular analysis of the ability of the customers and other counter-parties to meet repayment obligations. These are monitored regularly to ensure payments are received in accordance with the agreed terms.

The group measures ECL considering the risk of default over the maximum contractual period over which it is exposed to credit risk and not a longer period, even if contract extension or renewal is common practice.

The gross carrying amount of financial assets below also represents the group's maximum exposure to credit risk on these assets.

The following tables contains an analysis of the credit risk exposure of financial instruments for which it was concluded that an ECL allowance is required. The gross carrying amount of financial assets below also represents the group's maximum exposure to credit risk on these assets and are due within five year.

Loss allowance

The loss allowance as at 30 September 2023 and 30 September 2022 was determined as follows for loan receivables:

	The Group					
	2023			2022		
	Gross Carrying Amount \$'000	Loan allowance \$'000	Expected loss rate %	Gross Carrying Amount \$'000	Loan allowance \$'000	Expected loss rate %
Within 1 to 3 months	1,954,601	1,907	0.10	498,750	8,472	1.70
3 to 12 months	1,095,382	18,819	1.72	2,828,746	83,498	2.95
1 to 5 years	8,308,712	210,872	2.54	7,526,067	155,000	2.06
	11,358,695	231,598		10,853,563	246,970	

BARITA INVESTMENTS LIMITED
NOTES TO THE FINANCIAL STATEMENTS
30 SEPTEMBER 2023

5. **FINANCIAL RISK MANGEMENT (CONT'D):**

(a) **Credit risk (cont'd)**

Concentration of credit risk (cont'd)

Loss allowance (cont'd)

	The Company					
	2023			2022		
	Gross Carrying Amount \$'000	Loan allowance \$'000	Expected loss rate %	Gross Carrying Amount \$'000	Loan allowance \$'000	Expected loss rate %
Within 1 to 3 months	1,670,763	664	0.04	498,750	8,472	1.70
3 to 12 months	315,569	8,960	2.84	2,828,746	83,498	2.95
1 to 5 years	5,561,229	173,307	3.12	7,526,067	155,000	2.06
	<u>7,547,561</u>	<u>182,931</u>		<u>10,853,563</u>	<u>246,970</u>	

Loss allowance on loan recognized in profit or loss during the year is summarised below:

	The Group			
	2023			
	Stage 1 12 months ECL \$'000	Stage 2 Lifetime ECL \$'000	Stage 3 Lifetime ECL \$'000	Total \$'000
Standard risk	11,356,745	-	-	11,356,745
Past due	-	-	-	-
Credit impaired	-	-	1,950	1,950
Gross carrying amount	11,356,745	-	1,950	11,358,695
Loss allowance	<u>(229,648)</u>	<u>-</u>	<u>(1,950)</u>	<u>(231,598)</u>
Carrying amount	<u>11,127,097</u>	<u>-</u>	<u>-</u>	<u>11,127,097</u>

BARITA INVESTMENTS LIMITED
NOTES TO THE FINANCIAL STATEMENTS
30 SEPTEMBER 2023

5. **FINANCIAL RISK MANGEMENT (CONT'D):**

(a) **Credit risk (cont'd)**

Concentration of credit risk (cont'd)

Loss allowance (cont'd)

	The Group			Total
	2022			
	Stage 1	Stage 2	Stage 3	
	12 months	Lifetime	Lifetime	
	ECL	ECL	ECL	
	\$'000	\$'000	\$'000	\$'000
Standard risk	10,851,769	-	-	10,851,769
Past due	-	-	-	-
Credit impaired	-	-	1,794	1,794
Gross carrying amount	10,851,769	-	1,794	10,853,563
Loss allowance	(245,176)	-	(1,794)	(246,970)
Carrying amount	<u>10,606,593</u>	<u>-</u>	<u>-</u>	<u>10,606,593</u>

	The Company			Total
	2023			
	Stage 1	Stage 2	Stage 3	
	12 months	Lifetime	Lifetime	
	ECL	ECL	ECL	
	\$'000	\$'000	\$'000	\$'000
Standard risk	7,545,611	-	-	7,545,611
Past due	-	-	-	-
Credit impaired	-	-	1,950	1,950
Gross carrying amount	7,545,611	-	1,950	7,547,561
Loss allowance	(180,981)	-	(1,950)	(182,931)
Carrying amount	<u>7,364,630</u>	<u>-</u>	<u>-</u>	<u>7,364,630</u>

BARITA INVESTMENTS LIMITED
NOTES TO THE FINANCIAL STATEMENTS
30 SEPTEMBER 2023

5. **FINANCIAL RISK MANGEMENT (CONT'D):**

(a) **Credit risk (cont'd)**

Concentration of credit risk (cont'd)

Loss allowance (cont'd)

	<u>The Company</u>			<u>Total</u>
	<u>2022</u>			
	<u>Stage 1</u>	<u>Stage 2</u>	<u>Stage 3</u>	
	<u>12 months</u>	<u>Lifetime</u>	<u>Lifetime</u>	
	<u>ECL</u>	<u>ECL</u>	<u>ECL</u>	
	<u>\$'000</u>	<u>\$'000</u>	<u>\$'000</u>	<u>\$'000</u>
Standard risk	10,851,769	-	-	10,851,769
Past due	-	-	-	-
Credit impaired	-	-	1,794	1,794
Gross carrying amount	10,851,769	-	1,794	10,853,563
Loss allowance	(245,176)	-	(1,794)	(246,970)
Carrying amount	<u>10,606,593</u>	<u>-</u>	<u>-</u>	<u>10,606,593</u>

Investment and cash

The group limits its exposure to credit risk by investing mainly in liquid securities, with counterparties that have high credit quality, and Government of Jamaica and Bank of Jamaica securities. Accordingly, management does not expect any counterparty to fail to meet its obligations. The concentration of credit risk associated with the group's investments portfolio is shown below, under the heading; **Debt Securities Concentration**.

BARITA INVESTMENTS LIMITED
NOTES TO THE FINANCIAL STATEMENTS
30 SEPTEMBER 2023

5. **FINANCIAL RISK MANGEMENT (CONT'D):**

(a) **Credit risk (cont'd)**

Concentration of credit risk (cont'd)

Collateral and other credit enhancements

The amount and type of collateral required depends on an assessment of the credit risk of the counterparty. Guidelines are implemented regarding the acceptability of different types of collateral.

The main types of collateral are as follows:

- (i) For loans receivables - investment securities and properties
- (ii) For securities purchased under resale agreements - GOJ or BOJ investment securities

Management monitors the market value of collateral held and requests additional collateral in accordance with the underlying agreements when additional collateral is required.

Impairment

Significant increase in credit risk

- Qualitative assessment - credit ratings are associated with ranges of default probabilities based on historical information. Rating outlooks, which are inherently forward-looking, are used to determine the probability of default to be applied to a specific security within its respective range. Issuer-specific default risk estimates incorporate forward-looking information directly. In calculating the probability of default, the group uses credit ratings along with rating outlooks from recognized rating agencies, as well as issuer-specific default risk estimates where available and appropriate. The ratings and risk estimates are mapped to an internal credit risk grading model in order to standardize across different rating systems and to clearly demarcate significant increase in credit risk over time.

A qualitative assessment is done at initial recognition and subsequently at each statement of financial position date and where it is determined that there is a significant increase in the probability of default the security is categorized as 'Stage 2' for the purpose of calculating the ECL. If the financial instrument is credit impaired, the financial instrument is then moved to 'Stage 3'. Purchased or originated credit-impaired financial assets are those financial assets that are credit-impaired on initial recognition. Their ECL is always measured on a lifetime basis (Stage 3).

- Quantitative assessment - Investment securities are considered to have experienced a significant increase in credit risk if it is more than 30 days past due on its contractual payments.

BARITA INVESTMENTS LIMITED
NOTES TO THE FINANCIAL STATEMENTS
30 SEPTEMBER 2023

5. **FINANCIAL RISK MANGEMENT (CONT'D):**

(a) **Credit risk (cont'd)**

Impairment (cont'd)

Expected credit loss measurement

IFRS 9 outlined a 'three stage' model for impairment based on changes in the credit quality since initial recognition as summarized below:

- A financial instrument that is not credit-impaired on initial recognition is classified in 'Stage 1'.
- If a significant increase in credit risk ('SICR') since initial recognition is identified, the financial instrument is moved to 'Stage 2' but is not yet deemed to be credit-impaired.
- If the financial instrument is credit impaired, the financial instrument is then moved to 'Stage 3'.
- Financial instruments in Stage 1 have their ECL measured at an amount equal to the portion of lifetime expected credit losses that result from default events possible within the next 12 months. Instruments in Stages 2 or 3 have their ECL measured based on expected credit losses on a lifetime basis.
- A pervasive concept in measuring ECL in accordance with IFRS 9 is that it should consider forward-looking information.

The group assesses on a forward-looking basis the ECL associated with debt investments. The ECL recognized by the group reflects an unbiased and probability weighted amount that is determined by evaluating a range of possible outcomes, the time value of money and reasonable and supportable information that is available without undue cost at the reporting date. The ECL is the product of the Probability of Default (PD), Exposure at Default (EAD) and Loss Given Default (LGD).

The PD presents the likelihood of a borrower defaulting on its financial obligation, either over the next 12 months or over the remaining lifetime of the obligation.

BARITA INVESTMENTS LIMITED
NOTES TO THE FINANCIAL STATEMENTS
30 SEPTEMBER 2023

5. **FINANCIAL RISK MANGEMENT (CONT'D):**

(a) **Credit risk (cont'd)**

Impairment (cont'd)

Expected credit loss measurement (cont'd)

EAD is based on the amounts the group expects to be owed at the time of default, over the next 12 months or over the remaining lifetime.

LGD represents the group's expectation of the extent of loss on a defaulted exposure. LGD is calculated on a 12 month or a lifetime basis, where 12 month LGD is the percentage of loss expected to be made if the default occurs in the next 12 months and lifetime LGD is a percentage of loss expected to be made if the default occurs over the remaining expected lifetime of the loan.

All of the group's debt investments at amortised cost and FVOCI are considered to have low credit risk and the loss allowance recognized during the period was therefore limited to 12 months expected losses. Management considers 'low credit risk' for bonds to be those with an investment grade credit rating with at least one major rating agency. Other instruments are considered to be low credit risk when they have a low risk of default and the issuer has a strong capacity to meet its contractual cash flow obligations in the near term.

The loss allowance for debt investments at FVOCI is recognized in profit or loss and reduces the fair value loss otherwise recognized in OCI.

	<u>The Group</u>		<u>The Company</u>	
	<u>2023</u>	<u>2022</u>	<u>2023</u>	<u>2022</u>
	<u>\$'000</u>	<u>\$'000</u>	<u>\$'000</u>	<u>\$'000</u>
Opening loss allowance as at 1 October 2022 calculated under IFRS 9	253,041	415,107	252,168	414,234
Increase/(decrease) in loss allowance recognized in the income statement during the year	11,400	(121,956)	71,890	(121,956)
Loss allowance utilized during the year	-	(40,110)	-	(40,110)
	<u>264,441</u>	<u>253,041</u>	<u>324,058</u>	<u>252,168</u>

BARITA INVESTMENTS LIMITED
NOTES TO THE FINANCIAL STATEMENTS
30 SEPTEMBER 2023

5. **FINANCIAL RISK MANAGEMENT (CONT'D):**

(a) **Credit risk (cont'd)**

Impairment (cont'd)

Debt securities concentration

The following table summarises the group's and company's credit exposure for debt securities at their carrying amounts, as categorized by issuer:

	<u>The Group</u>		<u>The Company</u>	
	<u>2023</u>	<u>2022</u>	<u>2023</u>	<u>2022</u>
	<u>\$'000</u>	<u>\$'000</u>	<u>\$'000</u>	<u>\$'000</u>
Government of Jamaica and Bank of Jamaica	33,204,905	31,606,275	33,533,208	31,606,275
Financial Institutions	7,235,274	6,140,267	7,235,274	6,140,267
Corporate and other bonds	<u>43,950,588</u>	<u>35,886,512</u>	<u>49,034,438</u>	<u>35,817,640</u>
	84,390,767	73,633,054	89,802,920	73,564,182
Accrued interest	<u>1,366,325</u>	<u>913,660</u>	<u>1,512,591</u>	<u>911,745</u>
	<u>85,757,092</u>	<u>74,546,714</u>	<u>91,315,511</u>	<u>74,475,927</u>

(b) **Liquidity risk**

Liquidity risk is the risk that the group is unable to meet its payment obligations associated with its financial liabilities when they fall due and is also unable to replace funds when they are withdrawn. The consequence may be the failure to meet obligations to repay investors and fulfil commitments to lend.

Liquidity risk management process

The group's liquidity management process, as carried out within the group and monitored by the Treasury Department, includes:

- (i) Monitoring future cash flows and liquidity on a daily basis. This incorporates an assessment of expected cash flows and the availability of collateral which could be used to secure funding if required.
- (ii) Maintaining a portfolio of highly marketable and diverse assets that can easily be liquidated as protection against any unforeseen interruption to cash flow.

BARITA INVESTMENTS LIMITED
NOTES TO THE FINANCIAL STATEMENTS
30 SEPTEMBER 2023

5. **FINANCIAL RISK MANAGEMENT (CONT'D):**

(b) **Liquidity risk (cont'd)**

Liquidity risk management process (cont'd)

- (iii) Maintaining committed lines of credit
- (iv) Optimising cash returns on investments
- (v) Monitoring statement of financial position liquidity ratios against internal and regulatory requirements
- (vi) Managing the concentration and profile of debt maturities

Monitoring and reporting take the form of cash flow measurement and projections for the next day, week and month, as these are key periods for liquidity management. The starting point for those projections is an analysis of the contractual maturity of the financial liabilities and the expected collection date of the financial assets.

The matching and controlled mismatching of the maturities and interest rates of assets and liabilities is fundamental to the management of the group. It is unusual for companies ever to be completely matched since business transacted is often of uncertain term and of different types. An unmatched position potentially enhances profitability, but can also increase the risk of loss.

The maturities of assets and liabilities and the ability to replace at an acceptable cost, interest-bearing liabilities as they mature, are important factors in assessing the liquidity of the group and its exposure to changes in interest rates and exchange rates.

Financial assets and liabilities cash flows

The tables below present the undiscounted cash flows (both interest and principal cash flows) of the group's and company's financial liabilities based on contractual rights and obligations as well as expected maturity and also shows the undiscounted cash flows of the group's and company's financial assets based on expected maturity. The group and company expect that many customers will not request repayment on the earliest date the group and company could be required to pay.

BARITA INVESTMENTS LIMITED

NOTES TO THE FINANCIAL STATEMENTS

30 SEPTEMBER 2023

5. FINANCIAL RISK MANAGEMENT (CONT'D):

(b) Liquidity risk (cont'd)

Financial assets and liabilities cash flows (cont'd)

	The Group					
	2023					
	Within 1 Month \$'000	1 to 3 Months \$'000	3 to 12 Months \$'000	1 to 5 Years \$'000	Over 5 years \$'000	Total \$'000
Based on contractual maturity						
Bank overdraft	45,109	-	-	-	-	45,109
Due to related parties	199,726	-	-	-	-	199,726
Securities sold under repurchase agreements	23,215,277	21,933,059	33,046,964	-	-	78,195,300
Secured investment notes	2,352,515	1,983,968	611,022	1,102,077	-	6,049,582
Payables	1,466,664	-	-	-	-	1,466,664
Lease liabilities	6,923	13,847	53,847	234,777	39,477	348,871
Other debt facilities	<u>4,207,598</u>	<u>-</u>	<u>-</u>	<u>5,093,798</u>	<u>-</u>	<u>9,301,396</u>
Total financial liabilities	<u>31,493,812</u>	<u>23,930,874</u>	<u>33,711,833</u>	<u>6,430,652</u>	<u>39,477</u>	<u>95,606,648</u>
Based on expected maturity -						
Total financial liabilities	<u>25,567,791</u>	<u>23,917,027</u>	<u>33,657,987</u>	<u>1,102,077</u>	<u>39,477</u>	<u>84,284,359</u>
Total financial assets	<u>5,588,784</u>	<u>6,024,385</u>	<u>9,972,782</u>	<u>57,080,048</u>	<u>60,769,024</u>	<u>139,435,023</u>
	2022					
	Within 1 Month \$'000	1 to 3 Months \$'000	3 to 12 Months \$'000	1 to 5 Years \$'000	Over 5 years \$'000	Total \$'000
Based on contractual maturity						
Bank overdraft	11,587	-	-	-	-	11,587
Due to related parties	62,197	-	-	-	-	62,197
Securities sold under repurchase agreements	18,436,072	20,653,039	21,345,678	119,526	-	60,554,315
Secured investment notes	2,815,804	8,444,796	-	-	-	11,260,600
Payables	6,298,017	-	-	-	-	6,298,017
Lease liabilities	<u>5,147</u>	<u>10,294</u>	<u>46,323</u>	<u>247,043</u>	<u>-</u>	<u>308,807</u>
Total financial liabilities	<u>27,628,824</u>	<u>29,108,129</u>	<u>21,392,001</u>	<u>366,569</u>	<u>-</u>	<u>78,495,523</u>
Based on expected maturity -						
Total financial liabilities	<u>21,257,023</u>	<u>29,108,129</u>	<u>21,392,001</u>	<u>366,569</u>	<u>-</u>	<u>72,123,722</u>
Total financial assets	<u>5,975,315</u>	<u>1,990,674</u>	<u>14,588,179</u>	<u>26,253,881</u>	<u>61,401,911</u>	<u>110,209,960</u>

BARITA INVESTMENTS LIMITED
NOTES TO THE FINANCIAL STATEMENTS

30 SEPTEMBER 2023

5. **FINANCIAL RISK MANAGEMENT (CONT'D):**

(b) **Liquidity risk (cont'd)**

Financial assets and liabilities cash flows (cont'd)

	The Company					
	2023					
	Within 1 Month \$'000	1 to 3 Months \$'000	3 to 12 Months \$'000	1 to 5 Years \$'000	Over 5 years \$'000	Total \$'000
Based on contractual maturity						
Bank overdraft	45,109	-	-	-	-	45,109
Due to related parties	280,395	-	-	-	-	280,395
Securities sold under repurchase agreements	23,215,277	21,972,916	33,046,965	-	-	78,235,158
Secured investment notes	4,555,969	4,301,792	611,022	1,102,077	-	10,570,860
Payables	1,392,582	-	-	-	-	1,392,582
Lease liabilities	6,923	13,847	53,847	234,777	39,477	348,871
Other debt facilities	4,207,598	-	-	5,093,798	-	9,301,396
Total financial liabilities	<u>33,703,853</u>	<u>26,288,555</u>	<u>33,711,834</u>	<u>6,430,652</u>	<u>39,477</u>	<u>100,174,371</u>
Based on expected maturity -						
Total financial liabilities	<u>27,771,246</u>	<u>26,274,708</u>	<u>33,657,987</u>	<u>1,102,077</u>	<u>39,477</u>	<u>88,845,495</u>
Total financial assets	<u>5,588,736</u>	<u>5,576,094</u>	<u>8,799,566</u>	<u>62,305,875</u>	<u>59,262,554</u>	<u>141,532,825</u>
	2022					
	Within 1 Month \$'000	1 to 3 Months \$'000	3 to 12 Months \$'000	1 to 5 Years \$'000	Over 5 years \$'000	Total \$'000
Based on contractual maturity						
Bank overdraft	11,587	-	-	-	-	11,587
Due to related parties	36,840	-	-	-	-	36,840
Securities sold under repurchase agreements	18,436,072	20,804,226	21,345,678	119,526	-	60,705,502
Secured investment notes	3,307,296	8,602,987	-	-	-	11,910,283
Payables	6,229,175	-	-	-	-	6,229,175
Lease liabilities	5,147	10,294	46,323	247,043	-	308,807
Total financial liabilities	<u>28,026,117</u>	<u>29,417,507</u>	<u>21,392,001</u>	<u>366,569</u>	<u>-</u>	<u>79,202,194</u>
Based on expected maturity -						
Total financial liabilities	<u>21,748,515</u>	<u>29,417,507</u>	<u>21,392,001</u>	<u>366,569</u>	<u>-</u>	<u>72,924,592</u>
Total financial assets	<u>5,975,315</u>	<u>1,959,739</u>	<u>14,588,179</u>	<u>26,223,518</u>	<u>61,383,282</u>	<u>110,130,033</u>

BARITA INVESTMENTS LIMITED
NOTES TO THE FINANCIAL STATEMENTS
30 SEPTEMBER 2023

5. **FINANCIAL RISK MANAGEMENT (CONT'D):**

(b) **Liquidity risk (cont'd)**

Financial assets and liabilities cash flows (cont'd)

Assets available to meet all of the liabilities include cash, securities purchased under resale agreements and marketable securities. The group and company are also able to meet unexpected net cash outflows by selling securities.

The carrying amount for securities sold under repurchase agreement due within twelve months equals \$76,547,630,000 (2022 - \$59,653,515,000) for the group and \$76,547,630,000 (2022 - \$59,803,525,000) for the company.

(c) **Market risk**

The group takes on exposure to market risk, which is the risk that the fair value or future cash flows of a financial instrument will fluctuate because of changes in market prices. Market risk mainly arises from changes in foreign currency exchange rates and interest rates. Market risk is monitored by the Risk Manager in conjunction with the Treasury manager, who carries out extensive research and monitors the price movement of financial assets on local and international markets. Generally, the group has a low to medium risk profile and invests primarily in Government of Jamaica securities. Market risk exposures are measured using sensitivity analysis.

(i) **Currency risk**

The group incurs foreign currency risk on transactions that are denominated in a currency other than Jamaican dollar.

The group also has transactional currency exposure. Such exposure arises from having financial assets in currencies other than those in which financial liabilities are expected to settle. The group ensures that its net exposure is kept to an acceptable level by buying or selling foreign assets to address short term imbalances.

The main currencies giving rise to this risk are the United States dollar, Canadian dollar and British pound. The group sets limits on the level of exposure by currency and in total for both overnight and intra-day positions which are monitored daily.

BARITA INVESTMENTS LIMITED
NOTES TO THE FINANCIAL STATEMENTS
30 SEPTEMBER 2023

5. **FINANCIAL RISK MANAGEMENT (CONT'D):**

(c) **Market risk (cont'd)**

(i) **Currency risk (cont'd)**

	The Group					
	TTD J\$'000	CAD J\$'000	US\$ J\$'000	GBP J\$'000	Jamaican J\$'000	Total J\$'000
	2023					
Financial Assets						
Cash and bank balances	108,658	4,578	442,991	407,024	1,006,584	1,969,835
Securities purchased under resale agreements	-	-	68,638	-	495,375	564,013
Marketable securities and pledged assets	286,721	1,359	36,328,385	412,562	69,019,614	106,048,641
Receivables	-	-	848,127	-	2,018,470	2,866,597
Loans receivables	-	-	-	-	11,127,097	11,127,097
Due from related parties	-	-	-	-	753,516	753,516
Total financial assets	<u>395,379</u>	<u>5,937</u>	<u>37,688,141</u>	<u>819,586</u>	<u>84,420,656</u>	<u>123,329,699</u>
Financial Liabilities						
Bank overdraft	-	-	1,956	34,161	8,992	45,109
Securities sold under repurchase agreement	-	-	22,233,936	-	54,312,694	76,546,630
Secured investment notes	-	-	944,118	1,165,744	3,830,655	5,940,517
Payables	-	-	292,021	-	1,174,643	1,466,664
Due to related parties	-	-	-	-	199,726	199,726
Lease liabilities	-	-	57,697	-	250,698	308,395
Other debt facilities	-	-	4,556,824	-	3,744,173	8,300,997
Total financial liabilities	<u>-</u>	<u>-</u>	<u>28,086,552</u>	<u>1,199,905</u>	<u>63,521,581</u>	<u>92,808,038</u>
Net financial position	<u>395,379</u>	<u>5,937</u>	<u>9,601,589</u>	<u>(380,319)</u>	<u>20,899,075</u>	<u>30,521,661</u>

BARITA INVESTMENTS LIMITED
NOTES TO THE FINANCIAL STATEMENTS
30 SEPTEMBER 2023

5. **FINANCIAL RISK MANAGEMENT (CONT'D):**

(c) **Market risk (cont'd)**

(i) **Currency risk (cont'd)**

	<u>The Group</u>					<u>Total J\$'000</u>
	<u>CAD J\$'000</u>	<u>US\$ J\$'000</u>	<u>GBP J\$'000</u>	<u>Jamaican J\$'000</u>	<u>Total J\$'000</u>	
	<u>2022</u>					
Financial Assets						
Cash and bank balances	98,445	3,768	618,703	7,280	299,569	1,027,765
Securities purchased under resale agreements	-	-	1,523,798	-	1,085,080	2,608,878
Marketable securities and pledged assets	332,801	1,239	33,673,924	1,073,637	50,807,626	85,889,227
Receivables	-	-	1,776,714	-	1,324,930	3,101,644
Loans receivables	-	-	-	-	10,606,593	10,606,593
Due from related parties	-	-	-	-	938,835	938,835
Total financial assets	<u>431,246</u>	<u>5,007</u>	<u>37,593,139</u>	<u>1,080,917</u>	<u>65,062,633</u>	<u>104,172,942</u>
Financial Liabilities						
Bank overdraft	-	-	-	-	11,587	11,587
Securities sold under repurchase agreement	-	-	22,926,663	-	36,726,852	59,653,515
Secured investment notes	-	-	3,168,682	1,032,253	7,003,759	11,204,694
Payables	-	-	935,653	-	5,362,364	6,298,017
Due to related parties	-	-	-	-	62,197	62,197
Lease liabilities	-	-	63,231	-	223,976	287,207
Total financial liabilities	<u>-</u>	<u>-</u>	<u>27,094,229</u>	<u>1,032,253</u>	<u>49,390,735</u>	<u>77,517,217</u>
Net financial position	<u>431,246</u>	<u>5,007</u>	<u>10,498,910</u>	<u>48,664</u>	<u>15,671,898</u>	<u>26,655,725</u>

BARITA INVESTMENTS LIMITED
NOTES TO THE FINANCIAL STATEMENTS
30 SEPTEMBER 2023

5. **FINANCIAL RISK MANAGEMENT (CONT'D):**(c) **Market risk (cont'd)**(i) **Currency risk (cont'd)**

	The Company					
	TTD	CAD	US\$	GBP	Jamaican	Total
	J\$'000	J\$'000	J\$'000	J\$'000	J\$'000	J\$'000
	2023					
Financial Assets						
Cash and bank balances	108,658	4,578	364,611	407,024	1,009,978	1,894,849
Securities purchased under resale agreements	-	-	68,638	-	495,375	564,013
Marketable securities and pledged assets	286,721	1,359	35,549,098	412,562	74,712,340	110,962,080
Receivables	-	-	847,817	-	1,957,963	2,805,780
Loans receivables	-	-	-	-	7,364,630	7,364,630
Due from related parties	-	-	-	-	949,409	949,409
Total financial assets	<u>395,379</u>	<u>5,937</u>	<u>36,830,164</u>	<u>819,586</u>	<u>86,489,695</u>	<u>124,540,761</u>
Financial Liabilities						
Bank overdraft	-	-	1,956	34,161	8,992	45,109
Securities sold under repurchase agreement	-	-	22,233,936	-	54,312,694	76,546,630
Secured investment notes	-	-	944,118	1,165,744	8,276,947	10,386,809
Payables	-	-	291,767	-	1,100,815	1,392,582
Due to related parties	-	-	-	-	280,395	280,395
Lease liabilities	-	-	57,697	-	250,698	308,395
Other debt liabilities	-	-	4,556,824	-	3,726,804	8,283,628
Total financial liabilities	<u>-</u>	<u>-</u>	<u>28,086,298</u>	<u>1,199,905</u>	<u>67,957,345</u>	<u>97,243,548</u>
Net financial position	<u>395,379</u>	<u>5,937</u>	<u>8,743,866</u>	<u>(380,319)</u>	<u>18,532,350</u>	<u>27,297,213</u>

BARITA INVESTMENTS LIMITED
NOTES TO THE FINANCIAL STATEMENTS
30 SEPTEMBER 2023

5. **FINANCIAL RISK MANAGEMENT (CONT'D):**(c) **Market risk (cont'd)**(i) **Currency risk (cont'd)**

	The Company					Total J\$'000
	CAD J\$'000	US\$ J\$'000	GBP J\$'000	Jamaican J\$'000	Total J\$'000	
	2022					
Financial Assets						
Cash and bank balances	98,445	3,768	540,323	7,280	242,518	892,334
Securities purchased under resale agreements	-	-	1,523,798	-	1,085,080	2,608,878
Marketable securities and pledged assets	332,801	1,239	33,673,924	1,073,637	50,613,515	85,695,116
Receivables	-	-	1,776,714	-	1,298,146	3,074,860
Loans receivables	-	-	-	-	10,606,593	10,606,593
Due from related parties	-	-	-	-	856,788	856,788
Total financial assets	<u>431,246</u>	<u>5,007</u>	<u>37,514,759</u>	<u>1,080,917</u>	<u>64,702,640</u>	<u>103,734,569</u>
Financial Liabilities						
Bank overdraft	-	-	-	-	11,587	11,587
Securities sold under repurchase agreement	-	-	22,926,663	-	36,876,862	59,803,525
Secured investment notes	-	-	3,168,682	1,032,253	7,651,833	11,852,768
Payables	-	-	935,398	-	5,293,777	6,229,175
Due to related parties	-	-	-	-	36,840	36,840
Lease liabilities	-	-	63,231	-	223,976	287,207
Total financial liabilities	<u>-</u>	<u>-</u>	<u>27,093,974</u>	<u>1,032,253</u>	<u>50,094,875</u>	<u>78,221,102</u>
Net financial position	<u>431,246</u>	<u>5,007</u>	<u>10,420,785</u>	<u>48,664</u>	<u>14,607,765</u>	<u>25,513,467</u>

BARITA INVESTMENTS LIMITED
NOTES TO THE FINANCIAL STATEMENTS
30 SEPTEMBER 2023

5. **FINANCIAL RISK MANAGEMENT (CONT'D):**

(c) **Market risk (cont'd)**

(i) **Currency risk (cont'd)**

Foreign currency sensitivity

The following indicate the currencies to which the group and company had significant exposure on their monetary assets and liabilities and their forecast cash flows. The changes in currency rates below represent management's assessment of reasonably possible changes in foreign exchange rates. The sensitivity analysis represents outstanding foreign currency denominated monetary items and adjusts their translation at the year-end for a 4% devaluation and 1% revaluation in the value of the Jamaican dollar (JMD) (2022 - 4% devaluation and 1% revaluation). The sensitivity analysis includes cash and bank balances, securities purchased under resale agreements, marketable securities and securities sold under repurchase agreements.

Currency	The Group and Company					
	% Change In Currency Rate 2023	Effect on Profit before Tax 2023 \$'000	Effect on other components of Equity 2023 \$'000	% Change in Currency Rate 2022	Effect on Profit before Tax 2022 \$'000	Effect on Other components of Equity 2022 \$'000
CAD (devaluation of JMD)	4	237	-	4	200	-
CAD (revaluation of JMD)	1	59	-	(1)	(50)	-
USD (devaluation of JMD)	4	384,064	146,052	4	419,956	123,282
USD (revaluation of JMD)	1	(96,016)	(36,513)	(1)	(104,989)	(30,820)
GBP (devaluation of JMD)	4	(15,213)	-	4	1,947	-
GBP (revaluation of JMD)	1	3,803	-	(1)	(487)	-
TTD (devaluation of JMD)	4	15,815	-	4	17,250	-
TTD (revaluation of JMD)	1	3,953	-	(1)	(4,312)	-

BARITA INVESTMENTS LIMITED
NOTES TO THE FINANCIAL STATEMENTS
30 SEPTEMBER 2023

5. FINANCIAL RISK MANAGEMENT (CONT'D):

(c) Market risk (cont'd)

(ii) Interest rate risk

Interest rate risk is the risk that the value of future cash flows of a financial instrument will fluctuate because of changes in market interest rates.

Floating rate instruments expose the group to cash flow interest risk, whereas fixed interest rate instruments expose the group to fair value interest risk.

The group's interest rate policy requires it to manage interest rate risk by maintaining an appropriate mix of fixed and variable rate instruments. The policy also requires the group to manage the maturities of interest bearing financial assets and interest bearing financial liabilities. The Board sets limits on the level of mismatch of interest rate re-opening that may be unknown, which is monitored daily by the Treasury Department.

The following tables summarize the group's and company's exposure to interest rate risk. It includes financial instruments at carrying amounts, categorized by the earlier of contractual re-pricing or maturity dates.

BARITA INVESTMENTS LIMITED
NOTES TO THE FINANCIAL STATEMENTS

30 SEPTEMBER 2023

5. FINANCIAL RISK MANAGEMENT (CONT'D):

(c) Market risk (cont'd)

(ii) Interest rate risk (cont'd)

	The Group						
	2023						
	Within 1	1 to 3	3 to 12	1 to 5	Over	Non-rate	Total
	Month	Months	Months	Years	5 Years	sensitive	Total
	\$'000	\$'000	\$'000	\$'000	\$'000	\$'000	\$'000
Financial Assets							
Cash and bank balances	1,969,835	-	-	-	-	-	1,969,835
Securities purchased under resale agreements	512,600	51,413	-	-	-	-	564,013
Marketable securities and pledged assets	5,568,358	4,007,727	7,027,155	42,057,084	27,067,768	20,320,549	106,048,641
Receivables	-	-	-	-	-	2,866,597	2,866,597
Loan receivables	-	1,954,601	2,509,981	6,662,515	-	-	11,127,097
Due from related parties	-	-	-	-	-	753,516	753,516
Total financial assets	8,050,793	6,013,741	9,537,136	48,719,599	27,067,768	23,940,662	123,329,699
Financial Liabilities							
Bank overdraft	45,109	-	-	-	-	-	45,109
Securities sold under repurchase agreements	23,153,768	21,691,133	31,701,729	-	-	-	76,546,630
Secured investment notes	2,341,317	1,969,082	580,327	1,049,791	-	-	5,940,517
Payables	-	-	-	-	-	1,466,664	1,466,664
Due to related parties	-	-	-	-	-	199,726	199,726
Lease liabilities	4,868	9,827	42,076	204,748	46,876	-	308,395
Other debt facilities	4,207,598	-	-	4,093,399	-	-	8,300,997
Total financial liabilities	29,752,660	23,670,042	32,324,132	5,347,938	46,876	1,666,390	92,808,038
Total interest repricing gap	(21,701,867)	(17,656,301)	(22,786,996)	43,371,661	27,020,892	22,274,272	30,521,661
Cumulative gap	(21,701,867)	(39,358,168)	(62,145,164)	(18,773,503)	8,247,389	30,521,661	

BARITA INVESTMENTS LIMITED
NOTES TO THE FINANCIAL STATEMENTS

30 SEPTEMBER 2023

5. FINANCIAL RISK MANAGEMENT (CONT'D):

(c) **Market risk (cont'd)**

(ii) **Interest rate risk (cont'd)**

	The Group						Total \$'000
	2022						
	Within 1 Month \$'000	1 to 3 Months \$'000	3 to 12 Months \$'000	1 to 5 Years \$'000	Over 5 Years \$'000	Non-rate sensitive \$'000	
Financial Assets							
Cash and bank balances	1,027,765	-	-	-	-	-	1,027,765
Securities purchased under resale agreements	2,435,015	173,863	-	-	-	-	2,608,878
Marketable securities and pledged assets	3,532,291	1,806,098	14,385,715	20,130,868	32,082,861	13,951,394	85,889,227
Receivables	-	-	-	-	-	3,101,644	3,101,644
Loan receivables	10,606,593	-	-	-	-	-	10,606,593
Due from related parties	-	-	-	-	-	938,835	938,835
Total financial assets	17,601,664	1,979,961	14,385,715	20,130,868	32,082,861	17,991,873	104,172,942
Financial Liabilities							
Bank overdraft	11,587	-	-	-	-	-	11,587
Securities sold under repurchase agreements	18,393,121	20,458,128	20,688,605	113,661	-	-	59,653,515
Secured investment notes	2,812,992	8,391,702	-	-	-	-	11,204,694
Payables	-	-	-	-	-	6,298,017	6,298,017
Due to related parties	-	-	-	-	-	62,197	62,197
Lease liabilities	287,207	-	-	-	-	-	287,207
Total financial liabilities	21,504,907	28,849,830	20,688,605	113,661	-	6,360,214	77,517,217
Total interest repricing gap	(3,903,243)	(26,869,869)	(6,302,890)	20,017,207	32,082,861	11,631,659	26,655,725
Cumulative gap	(3,903,243)	(30,773,112)	(37,076,002)	(17,058,795)	15,024,066	26,655,725	

BARITA INVESTMENTS LIMITED
NOTES TO THE FINANCIAL STATEMENTS
30 SEPTEMBER 2023

5. **FINANCIAL RISK MANAGEMENT (CONT'D):**

(c) **Market risk (cont'd)**

(ii) **Interest rate risk (cont'd)**

	The Company						
	2023						
	Within 1	1 to 3	3 to 12	1 to 5	Over	Non-rate	Total
	Month	Months	Months	Years	5 Years	sensitive	Total
	\$'000	\$'000	\$'000	\$'000	\$'000	\$'000	\$'000
Financial Assets							
Cash and bank balances	1,894,849	-	-	-	-	-	1,894,849
Securities purchased under resale agreements	512,600	51,413	-	-	-	-	564,013
Marketable securities and pledged assets	5,055,758	3,796,744	6,697,371	48,124,857	27,076,758	20,210,592	110,962,080
Receivables	-	-	-	-	-	2,805,780	2,805,780
Loan receivables	-	1,670,737	1,730,167	3,963,726	-	-	7,364,630
Due from related parties	-	-	-	-	-	949,409	949,409
Total financial assets	7,463,207	5,518,894	8,427,538	52,088,583	27,076,758	23,965,781	124,540,761
Financial Liabilities							
Bank overdraft	45,109	-	-	-	-	-	45,109
Securities sold under Repurchase agreements	23,153,768	21,730,569	31,662,293	-	-	-	76,546,630
Secured investment notes	4,535,125	4,264,403	580,327	1,006,954	-	-	10,386,809
Payables	-	-	-	-	-	1,392,582	1,392,582
Due to related parties	-	-	-	-	-	280,395	280,395
Lease liabilities	4,868	9,827	42,076	204,748	46,876	-	308,395
Other debt facilities	4,207,598	-	-	4,076,030	-	-	8,283,628
Total financial liabilities	31,946,468	26,004,799	32,284,696	5,287,732	46,876	1,672,977	97,243,548
Total interest repricing gap	(24,483,261)	(20,485,905)	(23,857,158)	46,800,851	27,029,882	22,292,804	27,297,213
Cumulative gap	(24,483,261)	(44,969,166)	(68,826,324)	(22,025,473)	5,004,409	27,297,213	

BARITA INVESTMENTS LIMITED
NOTES TO THE FINANCIAL STATEMENTS
30 SEPTEMBER 2023

5. **FINANCIAL RISK MANAGEMENT (CONT'D):**

(c) **Market risk (cont'd)**

(ii) **Interest rate risk (cont'd)**

	The Company						Total
	2022						
	Within 1	1 to 3	3 to 12	1 to 5	Over	Non-rate	
	Month	Months	Months	Years	5 Years	sensitive	\$'000
	\$'000	\$'000	\$'000	\$'000	\$'000	\$'000	\$'000
Financial Assets							
Cash and bank balances	892,334	-	-	-	-	-	892,334
Securities purchased under resale agreements	2,435,015	173,863	-	-	-	-	2,608,878
Marketable securities and pledged assets	3,532,291	1,775,486	14,385,715	20,105,108	32,068,450	13,828,066	85,695,116
Receivables	-	-	-	-	-	3,074,860	3,074,860
Loan receivables	10,606,593	-	-	-	-	-	10,606,593
Due from related parties	-	-	-	-	-	856,788	856,788
Total financial assets	17,466,233	1,949,349	14,385,715	20,105,108	32,068,450	17,759,714	103,734,569
Financial Liabilities							
Bank overdraft	11,587	-	-	-	-	-	11,587
Securities sold under Repurchase agreements	18,393,121	20,608,168	20,688,605	113,631	-	-	59,803,525
Secured investment notes	3,303,607	8,549,161	-	-	-	-	11,852,768
Payables	-	-	-	-	-	6,229,175	6,229,175
Due to related parties	-	-	-	-	-	36,840	36,840
Lease liabilities	287,207	-	-	-	-	-	287,207
Total financial liabilities	21,995,522	29,157,329	20,688,605	113,631	-	6,266,015	78,221,102
Total interest repricing gap	(4,529,289)	(27,207,980)	(6,302,890)	19,991,477	32,068,450	11,493,699	25,513,467
Cumulative gap	(4,529,289)	(31,737,269)	(38,040,159)	(18,048,682)	14,019,768	25,513,467	

BARITA INVESTMENTS LIMITED
NOTES TO THE FINANCIAL STATEMENTS
30 SEPTEMBER 2023

5. FINANCIAL RISK MANAGEMENT (CONT'D):

(c) Market risk (cont'd)

(ii) Interest rate risk (cont'd)

Average effective yields by the earlier of the contractual repricing or maturity dates:

The Group and Company						
2023						
	Within 1 Month	1 to 3 Months	3 to 12 Months	1 to 5 Years	Over 5 Years	Average
	%	%	%	%	%	%
Marketable securities						
-denominated in JA\$	-	8.79	7.41	9.08	8.28	8.39
-denominated in US\$	-	3.26	12.07	8.45	6.29	7.52
-denominated in GBP	-	-	-	3.05	-	3.05
Securities purchased under resale agreements						
-denominated in JA\$	-	8.58	-	-	-	8.58
-denominated in US\$	-	8.77	-	-	-	8.77
Securities sold under repurchase agreements						
-denominated in JA\$	-	8.24	9.03	-	-	8.64
-denominated in US\$	-	5.04	5.78	-	-	5.41
-denominated in GBP	-	-	-	-	-	-
Loan note						
-denominated in US\$	-	3.46	5.25	-	-	4.36
-denominated in JA\$	-	8.42	9.32	9.40	-	9.05
-denominated in GBP	-	3.80	-	-	-	3.80

Yields are based on book value and contractual interest rate adjusted for amortisation of premium and discounts.

BARITA INVESTMENTS LIMITED
NOTES TO THE FINANCIAL STATEMENTS
30 SEPTEMBER 2023

5. FINANCIAL RISK MANAGEMENT (CONT'D):

(c) Market risk (cont'd)

(ii) Interest rate risk (cont'd)

Average effective yields by the earlier of the contractual repricing or maturity dates:

The Group and Company						
2022						
	Within 1 Month	1 to 3 Months	3 to 12 Months	1 to 5 Years	Over 5 Years	Average
	%	%	%	%	%	%
Marketable securities						
-denominated in JA\$	-	7.85	5.80	8.99	7.68	7.58
-denominated in US\$	-	3.88	2.73	6.43	6.99	5.01
-denominated in GBP	-	-	-	3.10	-	3.10
Securities purchased under resale agreements						
-denominated in JA\$	-	7.88	-	-	-	7.88
-denominated in US\$	-	4.09	-	-	-	4.09
Securities sold under repurchase agreements						
-denominated in JA\$	-	7.03	7.74	7.70	-	7.49
-denominated in US\$	-	4.11	4.50	4.88	-	4.50
-denominated in GBP	-	-	-	-	-	-
Loan note						
-denominated in US\$	-	6.28	-	-	-	6.28
-denominated in JA\$	-	3.63	-	-	-	3.63
-denominated in GBP	-	0.25	-	-	-	0.25

Yields are based on book value and contractual interest rate adjusted for amortisation of premium and discounts.

BARITA INVESTMENTS LIMITED
NOTES TO THE FINANCIAL STATEMENTS
30 SEPTEMBER 2023

5. **FINANCIAL RISK MANAGEMENT (CONT'D):**

(c) **Market risk (cont'd)**

(ii) **Interest rate risk (cont'd)**

Interest rate sensitivity

The following table indicates the sensitivity to a reasonably possible change in interest rate, with all other variables held constant on the group's and company's profit or loss and shareholders' equity.

The sensitivity of the profit or loss for the year is the effect of the assumed changes in interest rates on profit before taxation based on the floating rate non-trading financial assets and financial liabilities. The sensitivity of shareholders' equity is calculated by revaluing fixed rate FVOCI and FVPL financial assets for the effects of the assumed changes in interest rates. The change in the interest rates will impact the financial assets and liabilities differently. Consequently, individual analyses were performed. The effect on profit before taxation and other components of equity below is the total of the individual sensitivities done for each of the assets and liabilities.

	Effect on Profit before Taxation 2023 \$'000	Effect on Other Components of Equity 2023 \$'000	Effect on Profit before Taxation 2022 \$'000	Effect on Other Components of Equity 2022 \$'000
	The Group			
Change in basis points				
+50/+25 (2022: +200/-50)	9,875	(24,502)	(42,911)	3,376
-50/-25 (2022: -200/-50)	(4,937)	12,251	42,911	(3,376)
	The Company			
Change in basis points				
+50/+25 (2022: +200/+50)	9,875	4,472	(42,911)	4,754
-50/-25 (2022: -200/-50)	(4,937)	(2,236)	42,911	(4,754)

BARITA INVESTMENTS LIMITED
NOTES TO THE FINANCIAL STATEMENTS
30 SEPTEMBER 2023

5. **FINANCIAL RISK MANAGEMENT (CONT'D):**

(c) **Market risk (cont'd)**

(iii) **Price risk**

Price risk is the risk that the value of financial instruments will fluctuate as a result of changes in market prices, whether those changes are caused by factors specific to the individual instruments or their issuers or factors affecting all instruments traded in the market. The group and the company are exposed to equity securities price risk because of certain equity and unit investments which they hold.

The table below summarizes the impact of increases/decreases on the group's and company's net other comprehensive income (before taxation) resulting from a reasonably possible change in market prices. The analysis is based on the assumption that the equity and unit trust prices had increased by 6% (2022 - +6%) and decreased by 3% (2022 - 6%).

	Effect on Other Comprehensive Income before Taxation 2023 \$'000	Effect on Other Comprehensive Income before Taxation 2022 \$'000
	<hr/> The Group <hr/>	
Changes in index		
+6% (2022: +6%)	1,178,560	731,271
-3% (2022: -6%)	(589,280)	(731,271)
	<hr/> The Company <hr/>	
Changes in index		
+6% (2022: +6%)	1,139,261	723,889
-3% (2022: -6%)	(569,931)	(723,889)

BARITA INVESTMENTS LIMITED
NOTES TO THE FINANCIAL STATEMENTS
30 SEPTEMBER 2023

5. FINANCIAL RISK MANAGEMENT (CONT'D):

(d) Capital management

The group's objectives when managing capital, which is a broader concept than the equity on the face of the statements of financial position, are:

- (i) To comply with the capital requirements set by the regulators of the markets where the group provides returns for shareholders and benefits for other stakeholders.
- (ii) To safeguard the group's ability to continue as a going concern so that it can continue to provide returns for shareholders and benefits for other stakeholders.
- (iii) To maintain a strong capital base to support the development of its business.

Capital adequacy and the use of regulatory capital are monitored by the group's management employing techniques based on the guidelines developed by the FSC. The required information is filed with the FSC on a monthly basis.

The company and its subsidiary, BUTM are both regulated by the FSC.

The FSC requires each regulated entity to:

- (i) Hold the minimum level of tier 1 capital as a percentage of total capital base.
- (ii) Maintain a ratio of total regulatory capital to the risk-weighted assets.

The group's regulatory capital is managed by its Treasury Department and Risk Manager and is divided into two tiers:

- (i) Tier 1 capital: share capital, retained earnings and reserves created by appropriations of retained earnings. The book value of goodwill, if any, is deducted in arriving at Tier 1 capital; and
- (ii) Tier 2 capital: qualifying subordinated loan capital, collective impairment allowances and unrealized gains arising on the fair valuation of equity instruments held as available for sale.

Risk-weighted assets are measured by means of a hierarchy of five weights classified according to the nature of and reflecting an estimate of credit, market and other risks associated with each asset and counterparty, taking into account any eligible collateral or guarantees.

As at the reporting date, the group was in compliance with all of the externally imposed capital requirements to which it is subject.

BARITA INVESTMENTS LIMITED
NOTES TO THE FINANCIAL STATEMENTS
30 SEPTEMBER 2023

5. **FINANCIAL RISK MANAGEMENT (CONT'D):**

(e) **Fair values of financial instruments**

The following table presents the group's and company's financial assets that are measured at fair value. There are no liabilities that are measured at fair value at the year end and there were no transfers between levels during the year.

	The Group			
	2023			
	Level 1	Level 2	Level 3	Total
	\$'000	\$'000	\$'000	\$'000
Investment securities fair value through profit or loss				
Equity securities	5,731,106	10,409,896	619,088	16,760,090
Other funds and derivatives	-	-	953,688	953,688
Investment securities fair value through other comprehensive income				
Debt securities	-	78,003,760	-	78,003,760
Equity securities	1,928,886	-	1,203,524	3,132,410
	<u>7,659,992</u>	<u>88,413,656</u>	<u>2,776,300</u>	<u>98,849,948</u>
	2022			
	Level 1	Level 2	Level 3	Total
	\$'000	\$'000	\$'000	\$'000
Investment securities fair value through profit or loss				
Equity securities	4,543,220	3,627,724	-	8,170,944
Other funds and derivatives	-	-	934,861	934,861
Investment securities fair value through other comprehensive income				
Debt securities	-	65,838,423	-	65,838,423
Equity securities	3,082,039	-	1,754,038	4,836,077
	<u>7,625,259</u>	<u>69,466,147</u>	<u>2,688,899</u>	<u>79,780,305</u>

BARITA INVESTMENTS LIMITED
NOTES TO THE FINANCIAL STATEMENTS

30 SEPTEMBER 2023

5. FINANCIAL RISK MANAGEMENT (CONT'D):

(e) Fair values of financial instruments (cont'd)

	<u>The Company</u>			
	<u>2023</u>			
	<u>Level 1</u>	<u>Level 2</u>	<u>Level 3</u>	<u>Total</u>
	<u>\$'000</u>	<u>\$'000</u>	<u>\$'000</u>	<u>\$'000</u>
Investment securities fair value through profit or loss				
Equity securities	5,731,106	9,764,916	619,088	16,115,110
Other funds and derivatives	-	-	953,688	953,688
Investment securities fair value through other comprehensive income				
Debt securities	-	83,562,179	-	83,562,179
Equity securities	1,928,886	-	1,203,524	3,132,410
	<u>7,659,992</u>	<u>93,327,095</u>	<u>2,776,300</u>	<u>103,763,387</u>

	<u>The Company</u>			
	<u>2022</u>			
	<u>Level 1</u>	<u>Level 2</u>	<u>Level 3</u>	<u>Total</u>
	<u>\$'000</u>	<u>\$'000</u>	<u>\$'000</u>	<u>\$'000</u>
Investment securities fair value through profit or loss				
Equity securities	4,543,220	3,504,700	-	8,047,920
Other funds and derivatives	-	-	934,861	934,861
Investment securities fair value through other comprehensive income				
Debt securities	-	65,767,636	-	65,767,636
Equity securities	3,082,039	-	1,754,038	4,836,077
	<u>7,625,259</u>	<u>69,272,336</u>	<u>2,688,899</u>	<u>79,586,494</u>

The fair value of financial instruments that are traded in an active market for which there are no quoted market prices, is determined by using valuation techniques. When using valuation techniques, the group uses a variety of methods and makes assumptions that are based on market conditions existing at year end. The following methods and assumptions have been used.

- (i) Investments securities classified as fair value through profit or loss and fair value through other comprehensive income are measured at fair value by reference to quoted market prices when available. If quoted prices are not available, then fair values are estimated on the basis of pricing models or other recognized valuation techniques.

BARITA INVESTMENTS LIMITED
NOTES TO THE FINANCIAL STATEMENTS
30 SEPTEMBER 2023

5. FINANCIAL RISK MANAGEMENT (CONT'D):

(e) Fair values of financial instruments (cont'd)

- (ii) The fair value of liquid assets and other assets maturing within three months is assumed to approximate their carrying amount. The assumption is applied to liquid assets and the short term elements of all other financial instruments.
- (iii) The fair value of variable rate financial instruments is assumed to approximate their carrying value.
- (iv) The fair value of securities sold under agreements to repurchase is approximately their carrying amounts, due to short term maturity on these instruments.
- (v) Equity securities for which fair values cannot be measured reliably are recognized at cost less impairment.

6. SEGMENT REPORTING:

Management has determined the operating segments based on the reports reviewed by the Board of Directors that are used to make strategic decisions. The group is organized and managed in business segments based on its business activities which are all located in Jamaica. The designated segments are as follows:

- (a) Fixed income - this includes money market activities and securities broking
- (b) Funds management - this includes the administration of a number of managed funds
- (c) Other operations - this includes the operation of foreign exchange cambio, investment banking, stock broking and any other income.

The Board of Directors assesses the performance of the operating segments based on a measure of adjusted profit before tax. The segment information provided to the Board of Directors for the reportable segments for the year is as follows:

BARITA INVESTMENTS LIMITED
NOTES TO THE FINANCIAL STATEMENTS
30 SEPTEMBER 2023

6. SEGMENT REPORTING (CONT'D):

	<u>The Group</u>			
	<u>2023</u>			
	<u>Fixed Income \$'000</u>	<u>Funds Management \$'000</u>	<u>Other \$'000</u>	<u>Group \$'000</u>
Total segment revenue	6,556,384	3,347,368	5,573,452	15,477,204
Inter-segment revenue	(397,739)	(86,600)	(108,406)	(592,745)
Total gross external revenue	<u>6,158,645</u>	<u>3,260,768</u>	<u>5,465,046</u>	<u>14,884,459</u>
Total expenses	(5,439,487)	-	(529,660)	(5,969,147)
Inter-segment expense	<u>397,739</u>	<u>-</u>	<u>195,006</u>	<u>592,745</u>
	<u>(5,041,748)</u>	<u>-</u>	<u>(334,654)</u>	<u>(5,376,402)</u>
Segment results	<u>1,112,488</u>	<u>3,260,768</u>	<u>5,130,392</u>	<u>9,508,057</u>
Unallocated expenses				(4,928,505)
Profit before tax				4,579,552
Taxation				(1,164,552)
Net profit				<u>3,415,000</u>
Segment assets	100,930,018	6,128,656	25,004,342	132,063,016
Inter-segment assets	<u>-</u>	<u>(4,885,504)</u>	<u>(7,156,038)</u>	<u>(12,041,542)</u>
Net-segment assets	<u>100,930,018</u>	<u>1,243,152</u>	<u>17,848,304</u>	<u>120,021,474</u>
Unallocated assets				<u>8,173,167</u>
Total assets				<u>128,194,641</u>
Segment liabilities	76,546,630	7,808,267	-	84,354,897
Inter- segment liabilities	<u>-</u>	<u>(7,808,267)</u>	<u>-</u>	<u>(7,808,267)</u>
Net segment liabilities	<u>76,546,630</u>	<u>-</u>	<u>-</u>	<u>76,546,630</u>
Unallocated liabilities				<u>16,261,408</u>
Total liabilities				<u>92,808,038</u>
Other segment items				
Depreciation (Note 21)	115,189	162	-	115,351
Amortisation (Note 22)	<u>11,205</u>	<u>-</u>	<u>-</u>	<u>11,205</u>

BARITA INVESTMENTS LIMITED
NOTES TO THE FINANCIAL STATEMENTS
30 SEPTEMBER 2023

6. SEGMENT REPORTING (CONT'D):

	<u>The Group</u>			
	<u>2022</u>			
	<u>Fixed</u>	<u>Funds</u>	<u>Other</u>	<u>Group</u>
	<u>Income</u>	<u>Management</u>	<u>\$'000</u>	<u>\$'000</u>
	<u>\$'000</u>	<u>\$'000</u>	<u>\$'000</u>	<u>\$'000</u>
Total segment revenue	4,311,761	2,746,575	4,728,864	11,787,200
Inter-segment revenue	(21,427)	(25,134)	-	(46,561)
Total gross external revenue	<u>4,290,334</u>	<u>2,721,441</u>	<u>4,728,864</u>	<u>11,740,639</u>
Total expenses	(2,686,015)	-	-	(2,686,015)
Inter-segment expense	<u>22,636</u>	-	-	<u>22,636</u>
	<u>(2,663,379)</u>	-	-	<u>(2,663,379)</u>
Segment results	<u>1,626,955</u>	<u>2,721,441</u>	<u>4,728,864</u>	<u>9,077,260</u>
Unallocated expenses				(3,834,772)
Profit before tax				<u>5,242,488</u>
Taxation				(1,021,226)
Net profit				<u>4,221,262</u>
Segment assets	88,303,994	4,281,470	12,773,111	105,358,575
Inter-segment assets	-	(3,889,426)	-	(3,889,426)
Net-segment assets	<u>88,303,994</u>	<u>392,044</u>	<u>12,773,111</u>	<u>101,469,149</u>
Unallocated assets				<u>8,231,546</u>
Total assets				<u>109,700,695</u>
Segment liabilities	59,803,525	2,269,758	-	62,073,283
Inter- segment liabilities	(150,010)	(2,175,559)	-	(2,325,569)
Net segment liabilities	<u>59,653,515</u>	<u>94,199</u>	-	<u>59,747,714</u>
Unallocated liabilities				<u>17,769,503</u>
Total liabilities				<u>77,517,217</u>
Other segment items				
Depreciation (Note 21)	106,714	162	-	106,876
Amortisation (Note 22)	<u>11,392</u>	<u>-</u>	<u>-</u>	<u>11,392</u>

Revenue between segments is recorded on the basis outlined in Note 3 (d). The accounting policies used to record income, assets and liabilities are consistent for all segments. There was no change in the method used to determine reportable segments when compared to the previous year.

BARITA INVESTMENTS LIMITED
NOTES TO THE FINANCIAL STATEMENTS
30 SEPTEMBER 2023

6. **SEGMENT REPORTING (CONT'D):**

Profit from the reportable segments is reconciled to the group's profit before taxation as follows:

	<u>The Group</u>	
	<u>2023</u>	<u>2022</u>
	<u>\$'000</u>	<u>\$'000</u>
Profit from reportable segments	9,508,057	9,077,260
Unallocated costs -		
Operating expenses	(4,928,505)	(3,834,772)
	<u>4,579,552</u>	<u>5,242,488</u>

Reportable segments assets are reconciled to the groups' total assets as follows:

	<u>The Group</u>	
	<u>2023</u>	<u>2022</u>
	<u>\$'000</u>	<u>\$'000</u>
Segment assets from reportable segments	120,021,474	101,469,149
Unallocated assets -		
Cash and bank balances	1,969,835	892,334
Receivables	2,866,597	3,074,860
Due from related parties	753,516	856,788
Property, plant and equipment	943,136	992,841
Intangible assets	21,501	14,777
Investments	55,000	55,000
Investment property	225,000	214,200
Right-of-use assets	252,274	231,882
Taxation recoverable	398,511	546,871
Deferred tax assets	<u>687,797</u>	<u>1,351,993</u>
	<u>128,194,641</u>	<u>109,700,695</u>

Reportable segments liabilities are reconciled to the group's total liabilities as follows:

	<u>The Group</u>	
	<u>2023</u>	<u>2022</u>
	<u>\$'000</u>	<u>\$'000</u>
Segment assets from reportable segments	76,546,630	59,747,714
Unallocated liabilities -		
Secured investment notes	5,940,517	11,204,694
Bank overdraft	45,109	11,587
Payables	1,466,664	6,229,175
Other debt facilities	8,300,997	-
Due to related parties	199,726	36,840
Lease liabilities	<u>308,395</u>	<u>287,207</u>
	<u>92,808,038</u>	<u>77,517,217</u>

BARITA INVESTMENTS LIMITED
NOTES TO THE FINANCIAL STATEMENTS
30 SEPTEMBER 2023

7. NET INTEREST INCOME:

	<u>The Group</u>		<u>The Company</u>	
	<u>2023</u>	<u>2022</u>	<u>2023</u>	<u>2022</u>
	<u>\$'000</u>	<u>\$'000</u>	<u>\$'000</u>	<u>\$'000</u>
Interest income, calculated using the effective interest				
At amortised cost				
Cash and cash equivalents	4,827	3,006	4,313	2,283
Loans and advances	753,724	703,819	569,404	703,819
Securities purchased through resale agreements	<u>447,521</u>	<u>377,786</u>	<u>447,521</u>	<u>377,786</u>
	<u>1,206,072</u>	<u>1,084,611</u>	<u>1,021,238</u>	<u>1,083,888</u>
At fair value through other comprehensive income:				
Investment securities	<u>4,952,573</u>	<u>3,252,147</u>	<u>5,180,604</u>	<u>3,248,996</u>
	<u>6,158,645</u>	<u>4,336,758</u>	<u>6,201,842</u>	<u>4,332,884</u>
Interest expense:				
At amortised cost:				
Secured investment notes	346,023	129,875	346,023	129,875
Securities sold through repurchased agreements	4,981,507	2,534,713	5,093,464	2,556,140
Other debt facilities	<u>249,924</u>	<u>-</u>	<u>249,555</u>	<u>-</u>
	<u>5,577,454</u>	<u>2,664,588</u>	<u>5,689,042</u>	<u>2,686,015</u>
Net interest income	<u>581,191</u>	<u>1,672,170</u>	<u>512,800</u>	<u>1,646,869</u>

8. FAIR VALUE GAINS ON INVESTMENTS:

	<u>The Group</u>		<u>The Company</u>	
	<u>2023</u>	<u>2022</u>	<u>2023</u>	<u>2022</u>
	<u>\$'000</u>	<u>\$'000</u>	<u>\$'000</u>	<u>\$'000</u>
Realized fair value gains	359,265	658,570	357,381	659,012
Unrealized fair value gains	<u>3,997,461</u>	<u>2,702,710</u>	<u>3,908,276</u>	<u>2,657,250</u>
	<u>4,356,726</u>	<u>3,361,280</u>	<u>4,265,657</u>	<u>3,316,262</u>

BARITA INVESTMENTS LIMITED
NOTES TO THE FINANCIAL STATEMENTS
30 SEPTEMBER 2023

9. STAFF COSTS:

	<u>The Group</u>		<u>The Company</u>	
	<u>2023</u> <u>\$'000</u>	<u>2022</u> <u>\$'000</u>	<u>2023</u> <u>\$'000</u>	<u>2022</u> <u>\$'000</u>
Wages and salaries	1,101,463	1,120,685	1,042,561	1,079,552
Commissions	70,045	90,165	70,045	90,165
Statutory contributions	155,120	132,537	148,294	127,452
Pension costs	79,543	52,351	75,217	49,574
Other staff benefits	168,964	161,299	148,912	159,162
Stock option (Note 36(c))	<u>160,634</u>	<u>153,164</u>	<u>81,419</u>	<u>113,308</u>
	<u>1,735,769</u>	<u>1,710,201</u>	<u>1,566,448</u>	<u>1,619,213</u>

10. EXPENSES BY NATURE:

Total direct and administration expenses:

	<u>The Group</u>		<u>The Company</u>	
	<u>2023</u> <u>\$'000</u>	<u>2022</u> <u>\$'000</u>	<u>2023</u> <u>\$'000</u>	<u>2022</u> <u>\$'000</u>
Advertising and promotion	174,962	252,794	166,340	243,976
Assets tax	185,480	134,601	184,320	134,601
Auditor's remuneration	19,257	12,000	13,436	8,500
Impairment of financial assets	49,047	3,985	325	897
Bank charges and interest	20,140	17,011	17,767	14,360
Depreciation and amortisation (Notes 21 and 22)	126,556	118,268	126,394	118,106
Directors' fees (Notes 20(c))	20,040	19,720	20,040	19,720
Donations	46,332	49,301	46,332	49,301
Expected credit losses	(52,638)	36,831	7,852	36,831
Insurance	41,094	30,373	41,094	30,373
Office expenses	41,629	47,538	39,804	47,202
Professional fees	402,838	254,326	400,148	253,885
Registration and license fees	80,524	65,741	74,797	60,872
Management fees	930,000	236,250	930,000	236,250
Repairs and maintenance	13,166	24,334	13,166	24,334
Software maintenance	306,016	330,104	306,016	330,104
Staff costs (Note 9)	1,735,769	1,710,201	1,566,448	1,619,213
Other expenses	114,367	129,409	108,479	118,035
Premises cost	109,950	136,988	106,485	130,128
Other property expenses	76,583	54,073	76,583	54,073
GCT expense	107,025	81,805	105,905	81,805
Telephone & internet charges	<u>61,487</u>	<u>59,759</u>	<u>61,240</u>	<u>59,759</u>
	<u>4,609,624</u>	<u>3,805,412</u>	<u>4,412,971</u>	<u>3,672,325</u>

BARITA INVESTMENTS LIMITED
NOTES TO THE FINANCIAL STATEMENTS

30 SEPTEMBER 2023

11. TAXATION EXPENSE:

- (a) Income tax is computed on the profit for the year, as adjusted for taxation purposes, and comprises income tax at 33 1/3%:

	<u>The Group</u>		<u>The Company</u>	
	<u>2023</u> <u>\$'000</u>	<u>2022</u> <u>\$'000</u>	<u>2023</u> <u>\$'000</u>	<u>2022</u> <u>\$'000</u>
Current year tax charge	172,746	454,541	-	278,123
Prior year under provision	106,409	45,580	106,409	44,332
Deferred income tax (Note 32)	<u>885,397</u>	<u>521,105</u>	<u>873,239</u>	<u>509,102</u>
Tax charge	<u>1,164,552</u>	<u>1,021,226</u>	<u>979,648</u>	<u>831,557</u>

- (b) Reconciliation of applicable tax expense to effective tax charge.

The group's and company's taxation expense differ from the theoretical amount that would arise from the profit before tax using the applicable tax rate of the group and the company as follows:

	<u>The Group</u>		<u>The Company</u>	
	<u>2023</u> <u>\$'000</u>	<u>2022</u> <u>\$'000</u>	<u>2023</u> <u>\$'000</u>	<u>2022</u> <u>\$'000</u>
Profit before taxation	<u>4,579,552</u>	<u>5,242,488</u>	<u>4,174,372</u>	<u>4,697,027</u>
Tax calculated at 33 1/3 %	1,526,517	1,747,496	1,391,457	1,565,676
Adjusted for the effects of:				
Income not subject to tax	(442,446)	(2,097,506)	(433,387)	(2,097,506)
Expenses not allowable for tax purpose	1,258,072	872,535	1,243,729	851,044
Other charges and allowances	<u>(1,177,591)</u>	<u>498,701</u>	<u>(1,222,151)</u>	<u>512,343</u>
Tax charge	<u>1,164,552</u>	<u>1,021,226</u>	<u>979,648</u>	<u>831,557</u>

BARITA INVESTMENTS LIMITED
NOTES TO THE FINANCIAL STATEMENTS
30 SEPTEMBER 2023

11. TAXATION EXPENSE (CONT'D):

- (c) The gains/(losses) recorded in other comprehensive income and related tax (charges)/credits are as follows:

	The Group					
	2023			2022		
	\$'000			\$'000		
	<u>Before tax</u>	<u>Taxation</u>	<u>After tax</u>	<u>Before tax</u>	<u>Taxation</u>	<u>After tax</u>
Revaluation gains on property, plant and equipment net of taxes	41,000	(13,667)	27,333	39,873	(13,291)	26,582
Unrealised losses on securities at FVOCI	(5,338,917)	1,779,639	(3,559,278)	(9,949,835)	3,316,219	(6,633,616)
ECL adjustment on securities at FVOCI	76,630	(25,543)	51,087	(162,066)	54,022	(108,044)
Unrealised gains on securities at FVOCI	<u>4,561,718</u>	<u>(1,520,573)</u>	<u>3,041,145</u>	<u>4,406,080</u>	<u>(1,466,016)</u>	<u>2,940,064</u>
	<u>(659,569)</u>	<u>219,856</u>	<u>(439,713)</u>	<u>(5,665,948)</u>	<u>1,890,934</u>	<u>(3,775,014)</u>

BARITA INVESTMENTS LIMITED
NOTES TO THE FINANCIAL STATEMENTS
30 SEPTEMBER 2023

11. **TAXATION EXPENSE (CONT'D):**

(c) The gains/(losses) recorded in other comprehensive income and related tax (charges)/credits are as follows (cont'd):

	The Company					
	2023			2022		
	\$'000			\$'000		
	<u>Before tax</u>	<u>Taxation</u>	<u>After tax</u>	<u>Before tax</u>	<u>Taxation</u>	<u>After tax</u>
Revaluation gains on property, plant and equipment net of taxes	41,000	(13,667)	27,333	39,873	(13,291)	26,582
Unrealised losses on securities at FVOCI	(5,234,108)	1,744,703	(3,489,405)	(9,948,657)	3,316,219	(6,632,438)
ECL Adjustment on securities FVOCI	71,890	(23,963)	47,927	(162,066)	54,022	(108,044)
Unrealised gains on securities at FVOCI	<u>4,561,718</u>	<u>(1,520,573)</u>	<u>3,041,145</u>	<u>4,370,300</u>	<u>(1,456,767)</u>	<u>2,913,533</u>
	<u>(559,500)</u>	<u>186,500</u>	<u>(373,000)</u>	<u>(5,700,550)</u>	<u>1,900,183</u>	<u>(3,800,367)</u>

BARITA INVESTMENTS LIMITED
NOTES TO THE FINANCIAL STATEMENTS
30 SEPTEMBER 2023

12. **NET PROFIT:**

The net profit of the group is reflected in the accounts of the company and its subsidiary as follows:

	<u>2023</u> <u>\$'000</u>	<u>2022</u> <u>\$'000</u>
Holding company	3,194,724	3,865,470
Subsidiary	<u>220,276</u>	<u>355,792</u>
	<u>3,415,000</u>	<u>4,221,262</u>

13. **CASH AND CASH EQUIVALENTS:**

For the purpose of the cash flow statement, cash and cash equivalents comprise cash at bank and in hand as follows:

	<u>The Group</u>		<u>The Company</u>	
	<u>2023</u> <u>\$'000</u>	<u>2022</u> <u>\$'000</u>	<u>2023</u> <u>\$'000</u>	<u>2022</u> <u>\$'000</u>
Cash in hand	175	175	175	175
Cash at bank	<u>1,969,660</u>	<u>1,027,590</u>	<u>1,894,674</u>	<u>892,159</u>
Bank overdraft	1,969,835 <u>(45,109)</u>	1,027,765 <u>(11,587)</u>	1,894,849 <u>(45,109)</u>	892,334 <u>(11,587)</u>
	<u>1,924,726</u>	<u>1,016,178</u>	<u>1,849,740</u>	<u>880,747</u>

Cash at bank comprises mainly amounts held in current accounts, which attract interest at 0.25% - 1%.

The group's overdraft facilities of \$30,000,000 (2022 - \$35,000,000) with First Caribbean International Bank Limited are secured by Government of Jamaica Investment Notes with a face value of \$37,000,000 (2022 - \$35,000,000). The weighted average effective interest rate on the overdraft facilities is 17.85% (2022 - 17.85%).

14. **SECURITIES PURCHASED UNDER RESALE AGREEMENTS:**

The group and company have entered into repurchase agreements collateralised by Government of Jamaica (GOJ) securities. These agreements may result in credit exposure in the event that the counterparty to the transaction is unable to fulfill its contractual obligations. Most of these agreements will mature within twelve months. Included in securities purchased under resale agreements is accrued interest for the group and company of \$9,375,000 (2022 - \$9,401,000).

BARITA INVESTMENTS LIMITED
NOTES TO THE FINANCIAL STATEMENTS
30 SEPTEMBER 2023

15. INVESTMENT SECURITIES:

	<u>The Group</u>		<u>The Company</u>	
	<u>2023</u>	<u>2022</u>	<u>2023</u>	<u>2022</u>
	<u>\$'000</u>	<u>\$'000</u>	<u>\$'000</u>	<u>\$'000</u>
Fair value through profit or loss -				
Quoted equities	6,362,565	4,551,660	6,362,565	4,551,660
Unit Trust and other funds	10,397,525	3,619,284	9,752,545	3,496,260
Other derivatives	<u>953,688</u>	<u>934,861</u>	<u>953,688</u>	<u>934,861</u>
	<u>17,713,778</u>	<u>9,105,805</u>	<u>17,068,798</u>	<u>8,982,781</u>
Fair value through other comprehensive income -				
Government of Jamaica (GOJ) bonds	33,533,208	31,638,017	33,533,208	31,638,017
Foreign Government Bonds	5,635,551	2,336,836	5,635,551	2,336,836
Corporate and other bonds	37,468,676	30,950,210	42,880,829	30,881,038
Quoted equities	1,928,886	3,082,039	1,928,886	3,082,039
Preference shares	<u>1,203,524</u>	<u>1,754,038</u>	<u>1,203,524</u>	<u>1,754,038</u>
	<u>79,769,845</u>	<u>69,761,140</u>	<u>85,181,998</u>	<u>69,691,968</u>
	97,483,623	78,866,945	102,250,796	78,674,749
Accrued interest	<u>1,366,325</u>	<u>913,660</u>	<u>1,512,591</u>	<u>911,745</u>
	<u>98,849,948</u>	<u>79,780,605</u>	<u>103,763,387</u>	<u>79,586,494</u>
Amortised cost				
Securities purchased under resale agreements	7,189,318	6,099,414	7,189,318	6,099,414
Other investment securities	<u>9,375</u>	<u>9,208</u>	<u>9,375</u>	<u>9,208</u>
	<u>7,198,693</u>	<u>6,108,622</u>	<u>7,198,693</u>	<u>6,108,622</u>
	106,048,641	85,889,227	110,962,080	85,695,116
Less: Pledged assets (Note 16)	<u>(83,717,008)</u>	<u>(61,603,598)</u>	<u>(83,717,008)</u>	<u>(61,603,598)</u>
	<u>22,331,633</u>	<u>24,285,629</u>	<u>27,245,072</u>	<u>24,091,518</u>

BARITA INVESTMENTS LIMITED
NOTES TO THE FINANCIAL STATEMENTS
30 SEPTEMBER 2023

16. PLEDGED ASSETS:

Assets of the group are pledged as collateral under repurchase agreement with customers and financial institutions. The group also has investment securities that are pledged as security in relation to overdraft and other facilities with the BOJ and other financial institutions.

	The Group and Company			
	Asset		Related Liability	
	<u>2023</u>	<u>2022</u>	<u>2023</u>	<u>2022</u>
	<u>\$'000</u>	<u>\$'000</u>	<u>\$'000</u>	<u>\$'000</u>
Investment securities (Note 15)				
Pledged with customers	66,445,458	45,634,319	59,295,846	44,101,400
Pledged with BOJ and other financial institutions	<u>17,271,551</u>	<u>15,969,279</u>	<u>16,086,818</u>	<u>14,786,520</u>
	<u>83,717,008</u>	<u>61,603,598</u>	<u>75,382,664</u>	<u>58,887,920</u>

17. RECEIVABLES:

	The Group		The Company	
	<u>2023</u>	<u>2022</u>	<u>2023</u>	<u>2022</u>
	<u>\$'000</u>	<u>\$'000</u>	<u>\$'000</u>	<u>\$'000</u>
Receivable from clients	1,709,812	1,057,075	1,709,812	1,057,075
Prepaid expenses	113,425	102,104	110,821	99,948
Withholding tax	989,409	609,664	934,389	587,410
Other	<u>53,951</u>	<u>1,332,801</u>	<u>50,758</u>	<u>1,330,427</u>
	<u>2,866,597</u>	<u>3,101,644</u>	<u>2,805,780</u>	<u>3,074,860</u>

Receivables collectible within twelve months amounted to \$1,859,417,000 (2022 - \$1,155,996,000) for the group and \$1,853,620,000 (2022 - \$1,158,370,000) for the company.

18. EARNINGS PER SHARE:

Earnings per share is calculated by dividing the net profit attributable to ordinary shareholders by the weighted average number of ordinary shares in issue during the year excluding ordinary shares purchased by the company and held as treasury shares (Note 33).

BARITA INVESTMENTS LIMITED
NOTES TO THE FINANCIAL STATEMENTS
30 SEPTEMBER 2023

18. **EARNINGS PER SHARE (CONT'D):**

	<u>2023</u>	<u>2022</u>
Net profit attributable to ordinary shareholders (\$'000)	3,415,000	4,221,262
Weighted average number of ordinary shares in issue	1,198,064	1,220,388
Basic earnings per share (\$ per share)	<u>2.85</u>	<u>3.46</u>

19. **LOANS RECEIVABLE:**

	<u>The Group</u>		<u>The Company</u>	
	<u>2023</u>	<u>2022</u>	<u>2023</u>	<u>2022</u>
	<u>\$'000</u>	<u>\$'000</u>	<u>\$'000</u>	<u>\$'000</u>
Loans receivable	11,178,475	10,723,893	7,416,780	10,723,893
Interest receivable	<u>180,220</u>	<u>129,670</u>	<u>130,781</u>	<u>129,670</u>
Expected credit losses	11,358,695	10,853,563	7,547,561	10,853,563
	<u>(231,598)</u>	<u>(246,970)</u>	<u>(182,931)</u>	<u>(246,970)</u>
	<u>11,127,097</u>	<u>10,606,593</u>	<u>7,364,630</u>	<u>10,606,593</u>

Loans receivable comprise of secured and unsecured loans. Loans are secured against clients investment portfolio and property.

20. **RELATED PARTY TRANSACTIONS AND BALANCES:**

Related parties are identified below, as companies with which there are common directors and/or common shareholders, and key management personnel. Key management personnel are those persons having authority and responsibility for planning, directing and controlling the activities of the group, including directors and officers and close members of the families of these individuals.

BARITA INVESTMENTS LIMITED
NOTES TO THE FINANCIAL STATEMENTS
30 SEPTEMBER 2023

20. **RELATED PARTY TRANSACTIONS AND BALANCES (CONT'D):**

(a) The following transactions were carried out with related parties during the year:

	<u>The Group</u>		<u>The Company</u>	
	<u>2023</u>	<u>2022</u>	<u>2023</u>	<u>2022</u>
	<u>\$'000</u>	<u>\$'000</u>	<u>\$'000</u>	<u>\$'000</u>
Interest income on loans & investments				
Ultimate parent company	527,947	412,884	527,947	412,884
Other related entities	181,684	146,154	165,834	146,154
Directors and key management personnel	4,148	8,978	4,148	8,978
Subsidiaries	-	-	286,205	-
	<u>713,779</u>	<u>568,016</u>	<u>984,134</u>	<u>568,016</u>
Other income				
Ultimate parent company	8,625	72,392	8,625	72,392
Subsidiaries	-	-	306,406	1,200
Other related entities	<u>31,094</u>	<u>20,581</u>	<u>31,094</u>	<u>20,581</u>
	<u>39,719</u>	<u>92,973</u>	<u>346,125</u>	<u>94,173</u>
Interest expense on repurchase agreements/loans				
Ultimate parent company	466,610	179,376	466,610	179,376
Subsidiaries	-	-	137,168	22,043
Other related entities	274,127	163,479	274,127	163,479
Directors and key management personnel	<u>8,600</u>	<u>5,948</u>	<u>8,600</u>	<u>5,948</u>
	<u>749,337</u>	<u>348,803</u>	<u>886,505</u>	<u>370,846</u>

BARITA INVESTMENTS LIMITED
NOTES TO THE FINANCIAL STATEMENTS
30 SEPTEMBER 2023

20. **RELATED PARTY TRANSACTIONS AND BALANCES (CONT'D):**

(b) The balances at year end were as follows:

	<u>The Group</u>		<u>The Company</u>	
	<u>2023</u>	<u>2022</u>	<u>2023</u>	<u>2022</u>
	<u>\$'000</u>	<u>\$'000</u>	<u>\$'000</u>	<u>\$'000</u>
<u>Asset Balances</u>				
Loans - (included in loans receivable)				
Directors/Key Management Personal	45,599	615,105	45,599	615,105
Ultimate parent company	-	2,979,025	-	2,979,025
Other related entity	<u>448,362</u>	<u>-</u>	<u>103,412</u>	<u>-</u>
	<u>493,961</u>	<u>3,594,130</u>	<u>149,011</u>	<u>3,594,130</u>
Investments - (included in investment securities)				
Ultimate parent company	7,220,287	6,992,490	7,220,287	6,992,490
Other related entities	10,916,437	3,558,445	10,668,366	3,435,421
Subsidiaries	<u>-</u>	<u>-</u>	<u>6,166,807</u>	<u>-</u>
	<u>18,136,724</u>	<u>10,550,935</u>	<u>24,055,460</u>	<u>10,427,911</u>
Due from related parties -				
Ultimate parent company	241,994	694,577	241,994	694,577
Subsidiaries	-	-	299,687	41,500
Other related entities	<u>511,522</u>	<u>244,258</u>	<u>407,728</u>	<u>120,711</u>
	<u>753,516</u>	<u>938,835</u>	<u>949,409</u>	<u>856,788</u>
<u>Liability Balances</u>				
Repurchase agreements -				
(included in securities sold under repurchase agreements)				
Subsidiaries	-	-	39,436	150,041
Directors/Key Management Personnel	136,775	259,157	136,775	259,157
Other related entities	<u>3,292,310</u>	<u>2,078,249</u>	<u>3,292,310</u>	<u>2,078,249</u>
	<u>3,429,085</u>	<u>2,337,406</u>	<u>3,468,521</u>	<u>2,487,447</u>
Secured investment notes (included in secured investment note)				
Ultimate parent company	3,907,332	10,078,653	3,907,332	10,078,653
Subsidiaries	-	-	4,489,129	648,043
Directors/Key Management Personnel	-	-	-	-
Other related entities	<u>1,804,144</u>	<u>1,107,697</u>	<u>1,804,144</u>	<u>1,107,697</u>
	<u>5,711,476</u>	<u>11,186,350</u>	<u>10,200,605</u>	<u>11,834,393</u>
Due to related parties -				
Subsidiaries	-	-	105,843	4,205
Other related entities	82,057	62,197	56,882	32,635
Ultimate parent company	<u>117,669</u>	<u>-</u>	<u>117,670</u>	<u>-</u>
	<u>199,726</u>	<u>62,197</u>	<u>280,395</u>	<u>36,840</u>

All amounts recorded in receivables, payables and securities sold under repurchase agreements are due within twelve months.

BARITA INVESTMENTS LIMITED
NOTES TO THE FINANCIAL STATEMENTS

30 SEPTEMBER 2023

20. **RELATED PARTY TRANSACTIONS AND BALANCES (CONT'D):**

(c) **Key management compensation**

	<u>The Group</u>		<u>The Company</u>	
	<u>2023</u>	<u>2022</u>	<u>2023</u>	<u>2022</u>
	<u>\$'000</u>	<u>\$'000</u>	<u>\$'000</u>	<u>\$'000</u>
Salaries	339,406	203,295	339,406	203,295
Statutory deductions	32,418	20,501	32,418	20,501
Pension	20,890	3,738	20,890	3,738
Commission	1,439	20,605	1,439	20,605
Shared based compensation	<u>86,804</u>	<u>11,129</u>	<u>86,804</u>	<u>11,129</u>
	<u>480,957</u>	<u>259,268</u>	<u>480,957</u>	<u>259,268</u>
	<u>The Group</u>		<u>The Company</u>	
	<u>2023</u>	<u>2022</u>	<u>2023</u>	<u>2022</u>
	<u>\$'000</u>	<u>\$'000</u>	<u>\$'000</u>	<u>\$'000</u>
Staff costs - Directors and key management personnel				
Directors	33,386	11,129	33,386	11,129
Senior executives	<u>447,571</u>	<u>276,039</u>	<u>447,571</u>	<u>276,039</u>
Administration and other expenses				
Ultimate parent company	930,000	236,350	930,000	236,350
Subsidiaries	-	-	-	(3,426)
Directors' fees (Note 10)	<u>20,040</u>	<u>19,720</u>	<u>20,040</u>	<u>19,720</u>
	<u>950,040</u>	<u>256,070</u>	<u>950,040</u>	<u>252,644</u>

BARITA INVESTMENTS LIMITED
NOTES TO THE FINANCIAL STATEMENTS
30 SEPTEMBER 2023

21. **PROPERTY, PLANT AND EQUIPMENT:**

	<u>The Group</u>					<u>Total</u> <u>\$'000</u>
	<u>Land & Buildings</u> <u>\$'000</u>	<u>Office Furniture, Machines & Equipment</u> <u>\$'000</u>	<u>Computer Equipment</u> <u>\$'000</u>	<u>Leasehold Improvement</u> <u>\$'000</u>	<u>Motor Vehicles</u> <u>\$'000</u>	
	<u>2023</u>					
At Cost or Valuation -						
1 October 2021	412,953	203,123	144,488	400,501	64,721	1,225,786
Additions	-	50,951	10,957	85,713	27,790	175,411
Revaluation	39,874	-	-	-	-	39,874
Disposals	-	(12,638)	-	(111,002)	(13,325)	(136,965)
Adjustment	(71,827)	-	-	70,709	858	(260)
30 September 2022	381,000	241,436	155,445	445,921	80,044	1,303,846
Additions	-	1,131	5,191	7,651	13,895	27,868
Revaluation	41,000	-	-	-	-	41,000
Disposals	-	(239)	-	-	-	(239)
Adjustments	-	11,431	-	(15,373)	-	(3,942)
30 September 2023	<u>422,000</u>	<u>253,759</u>	<u>160,636</u>	<u>438,199</u>	<u>93,939</u>	<u>1,368,533</u>
Depreciation -						
1 October 2021	50,552	32,380	93,812	10,348	24,278	211,370
Charge for the year	6,525	21,086	30,497	36,132	12,636	106,876
Disposals	-	-	-	-	(7,794)	(7,794)
Adjustment	(14,260)	-	-	13,142	858	(260)
30 September 2022	42,817	53,466	124,309	59,622	29,978	310,192
Charge for the year	7,064	25,160	22,978	41,896	18,253	115,351
Disposal	-	(146)	-	-	-	(146)
30 September 2023	<u>49,881</u>	<u>78,480</u>	<u>147,287</u>	<u>101,518</u>	<u>48,231</u>	<u>425,397</u>
Net book value -						
30 September 2023	<u>372,119</u>	<u>175,279</u>	<u>13,349</u>	<u>336,681</u>	<u>45,708</u>	<u>943,136</u>
30 September 2022	<u>338,183</u>	<u>187,970</u>	<u>31,136</u>	<u>386,299</u>	<u>50,066</u>	<u>993,654</u>

BARITA INVESTMENTS LIMITED

NOTES TO THE FINANCIAL STATEMENTS

30 SEPTEMBER 2023

21. PROPERTY, PLANT AND EQUIPMENT (CONT'D):

	The Company					
	Office Furniture, Land & Buildings \$'000	Machines & Equipment \$'000	Computer Equipment \$'000	Leasehold Improvement \$'000	Motor Vehicles \$'000	Total \$'000
	2023					
At Cost or Valuation -						
1 October 2021	411,835	201,904	140,026	400,501	65,579	1,219,845
Additions	-	50,951	10,957	85,713	27,790	175,411
Revaluation	39,874	-	-	-	-	39,874
Disposal	-	(12,638)	-	(111,002)	(13,325)	(136,965)
Adjustment	(70,709)	-	-	70,709	-	-
30 September 2022	381,000	240,217	150,983	445,921	80,044	1,298,165
Additions	-	1,131	5,191	7,651	13,895	27,868
Revaluation	41,000	-	-	-	-	41,000
Disposals	-	(239)	-	-	-	(239)
Adjustment	-	11,431	-	(15,373)	-	(3,942)
30 September 2023	<u>422,000</u>	<u>252,540</u>	<u>156,174</u>	<u>438,199</u>	<u>93,939</u>	<u>1,362,852</u>
Depreciation -						
1 October 2021	49,434	32,096	89,390	10,348	25,136	206,404
Charge for the year	6,525	20,942	30,479	36,132	12,636	106,714
Disposal	-	-	-	-	(7,794)	(7,794)
Adjustment	(13,142)	-	-	13,142	-	-
30 September 2022	42,817	53,038	119,869	59,622	29,978	305,324
Charge for the year	7,064	25,016	22,960	41,896	18,253	115,189
Disposal	-	(146)	-	-	-	(146)
	<u>49,881</u>	<u>77,908</u>	<u>142,829</u>	<u>101,518</u>	<u>48,231</u>	<u>420,367</u>
Net book value -						
30 September 2023	<u>372,119</u>	<u>174,632</u>	<u>13,345</u>	<u>336,681</u>	<u>45,708</u>	<u>942,485</u>
30 September 2022	<u>338,183</u>	<u>187,179</u>	<u>31,114</u>	<u>386,299</u>	<u>50,066</u>	<u>992,841</u>

BARITA INVESTMENTS LIMITED
NOTES TO THE FINANCIAL STATEMENTS
30 SEPTEMBER 2023

21. PROPERTY, PLANT AND EQUIPMENT (CONT'D):

The group's land and building were revalued as at 8 September 2023 by D C Tavares & Finson Realty Limited, professionally qualified property appraisers. The valuations were done on the basis of open market value.

The items of property, plant and equipment that subsequent to initial recognition are measured at fair value, are grouped into Levels 1 to 3 based on the degree to which the fair value is observable. The levels are as follows:

- Level 1 fair value measurements are those derived from quoted prices (unadjusted) in active markets for identical assets or liabilities;
- Level 2 fair value measurements are those derived from inputs other than quoted prices included within Level 1 that are observable for the assets or liability, either directly (that is prices) or indirectly (that is, derived from prices);
- Level 3 fair value measurements are those derived from inputs from the assets or liability that are not based on observation of market data (that is, unobservable inputs).

The items of property, plant and equipment of the group and the company shown at revalued amounts are included in Level 3. There were no transfers between levels for both years.

The historical cost of land and building is not available.

BARITA INVESTMENTS LIMITED
NOTES TO THE FINANCIAL STATEMENTS
30 SEPTEMBER 2023

22. **INTANGIBLE ASSETS:**

	<u>The Group and Company</u>		
	<u>Computer Software</u>	<u>Computer Software Work in progress</u>	<u>Total</u>
At Cost or Valuation -			
1 October 2021	164,065	-	164,065
Additions	<u>6,691</u>	<u>-</u>	<u>6,691</u>
30 September 2022	170,756	-	170,756
Additions	<u>7,503</u>	<u>10,426</u>	<u>17,929</u>
30 September 2023	<u>178,259</u>	<u>10,426</u>	<u>188,685</u>
Amortisation -			
1 October 2021	144,587	-	144,587
Charge for the year	<u>11,392</u>	<u>-</u>	<u>11,392</u>
30 September 2022	155,979	-	155,979
Charge for the year	<u>11,205</u>	<u>-</u>	<u>11,205</u>
30 September 2023	<u>167,184</u>	<u>-</u>	<u>167,184</u>
Net book value -			
30 September 2023	<u>11,075</u>	<u>10,426</u>	<u>21,501</u>
30 September 2022	<u>14,777</u>	<u>-</u>	<u>14,777</u>

Software development costs were capitalized as it is expected that economic benefits attributable to the use of the software will flow to the group. The software is expected to replace the current investment management system used by the group.

Computer software work in progress represents cost incurred for the upgrade and migration of the telephone system from Avaya IP Office to Server Edition. As at year end this upgrade was not finalized.

23. **INVESTMENT:**

This investment is in respect of the company's seat on the stock exchange and is carried at fair value. The seat has an indefinite useful life and was tested for impairment. The impairment test was done by comparing the recoverable amount to the carrying value.

The recoverable amount is based on the market value. The market value is based on the last sale price for a seat on the stock exchange. This would be classified as level 2 in the fair value hierarchy.

The carrying amount would have been \$2 if the asset was carried using the cost model.

BARITA INVESTMENTS LIMITED
NOTES TO THE FINANCIAL STATEMENTS
30 SEPTEMBER 2023

24. **INVESTMENT PROPERTY:**

	The Group and Company	
	2023	2022
	\$'000	\$'000
At beginning of year	214,200	210,000
Fair value adjustment	10,800	4,200
	225,000	214,200

The Group's investment property was revalued 17 July 2023 by independent valuers Thomas, Forbes & Associates Limited, a licenced real estate dealer. The valuations were done on the basis of open market value.

No rental income from the investment property was recognized in the consolidated statement of comprehensive income. Direct operating expenses including repairs and maintenance arising from investment property amounted to Nil.

The fair value of the Group's and company's investment property is categorized as Level 3 in the fair value hierarchy.

BARITA INVESTMENTS LIMITED
NOTES TO THE FINANCIAL STATEMENTS
30 SEPTEMBER 2023

24. **INVESTMENT PROPERTY (CONT'D):**

The technique used to determined the fair value of investment property is as follows:

Valuation technique	Significant unobservable inputs	Inter-relationship between key unobservable inputs and fair value measurement
<p>Market approach. This model takes into account:</p> <ul style="list-style-type: none"> - The assumed intention to dispose of the property in an open market transaction. - The assumed sale would take place on the basis of a willing seller and willing buyer; - A reasonable period in which to negotiate a sale, taking into account the nature of the property and state of the market; - Values are expected to remain stable throughout that period of market exposure and disposal (hypothetical); and - The property will be freely exposed to the market. 	<ul style="list-style-type: none"> - Judgment about whether the property can be sold, exchanged transferred, let mortgaged or used for any other economic activity, within its use class. - The strength of demand for the property, given its condition, location and range of potential uses. - The potential rental value of the property in the current investment climate. 	<p>The estimated fair value would increase/(decrease) if:</p> <ul style="list-style-type: none"> - The strength of the demand is greater/(less) than judged. - The potential rental income from the property is greater/(less) than judged.

BARITA INVESTMENTS LIMITED
NOTES TO THE FINANCIAL STATEMENTS
30 SEPTEMBER 2023

25. **RIGHT-OF-USE ASSETS:**

(a) Right-of-use assets:

The Group and Company

\$'000

1 October 2021	233,974
Additions	22,054
Lease modification	16,332
Current amortisation	<u>(40,478)</u>
 30 September 2022	 231,882
Additions	53,583
Lease modification	11,539
Current amortisation	<u>(44,730)</u>
 30 September 2023	 <u>252,274</u>

(b) Lease liability:

The Group and Company

\$'000

1 October 2021	274,840
Additions	22,054
Lease modification	15,738
Interest expense on lease obligation	28,406
Lease payments	<u>(53,831)</u>
 30 September 2022	 287,207
Additions	53,583
Lease modification	11,473
Interest expense on lease obligations	21,979
Lease obligation	<u>(65,847)</u>
 30 September 2023	 <u>308,395</u>

The properties leased by the Group are the 1st, 7th, 8th and part of the 10th floor of the PanJam building located at 60 Knutsford Boulevard Kingston, St. Andrew, Lot #57 and Lot #3 Fairview Shopping Center Montego Bay, St James and Strata Lot #2 Manchester Shopping Centre, Mandeville, Manchester.

During the year, the company leased property located at Lot 16 West Trade Way, Portmore St. Catherine for the opening of an additional branch office.

BARITA INVESTMENTS LIMITED
NOTES TO THE FINANCIAL STATEMENTS
30 SEPTEMBER 2023

26. INVESTMENT IN SUBSIDIARIES:

The balance represents the company's investments in subsidiaries. The balance at year end comprises:-

	<u>The Company</u>	
	<u>2023</u> <u>\$'000</u>	<u>2022</u> <u>\$'000</u>
Barita Unit Trusts Management Limited	2,085,700	85,700
Cornerstone Group Employee Share Trust	<u>1,348,020</u>	<u>1,776,924</u>
	<u>3,433,720</u>	<u>1,862,624</u>

On 28 September 2021, Barita Investments Limited established the Cornerstone Group Employee Share Trust in an effort to facilitate its Employee Share Option Plan. Shares held by the trust are treated as an investment in subsidiary within the company's financial statements. The assets and liabilities of the trust are consolidated in the Company's financial statements as if they were assets and liabilities of the Company. As at year end, the trust held no other assets other than the shares contributed by Barita Investments Limited.

In prior year, the company purchased an additional 10 million shares to be placed in the Cornerstone Group Employee Share Trust.

On 31 August 2023 via round robin, directors of the company approve an additional investment in subsidiary Barita Unit Trusts Management Limited of two billion dollars (\$2,000,000,000). This investment is represented by exchange of a further one million paid up ordinary shares at a share price of \$2.

27. INVESTMENT IN ASSOCIATE:

On 23 February 2021, Barita Investments Limited acquired a 20% shareholding in Derrimon Trading Company Limited amounting to a total of 906,950,275 units.

The principal activities of the company include the wholesale and bulk distribution of household and food items through the operation of a chain of outlets and supermarkets.

The results of the associate are determined by prorating the results for the audited year ended 31 December as well as the nine months period covered by management accounts as at 30 September to ensure that a year's result is accounted for.

The balance represents the company's investments in associates (note 3(c)). The balance at year end comprises:-

	<u>2023</u> <u>\$'000</u>	<u>2022</u> <u>\$'000</u>
Opening balance	2,186,695	2,053,423
Acquisition of shares during the year	-	37,105
Share of profit	<u>95,028</u>	<u>96,167</u>
	<u>2,281,723</u>	<u>2,186,695</u>

BARITA INVESTMENTS LIMITED
NOTES TO THE FINANCIAL STATEMENTS
30 SEPTEMBER 2023

27. **INVESTMENT IN ASSOCIATE (CONT'D):**

The assets, liabilities, revenue and results of associate for the 12 month period ended 30 June are summarized as follows:-

	<u>2023</u> <u>\$'000</u>	<u>2022</u> <u>\$'000</u>
Current assets	8,815,656	6,171,424
Non-current assets	7,882,333	6,814,702
Current liabilities	(4,175,455)	(3,478,786)
Non-current liabilities	<u>(5,949,333)</u>	<u>(3,459,109)</u>
Revenue	<u>18,710,372</u>	<u>17,736,748</u>
Net Profit	<u>508,135</u>	<u>510,156</u>

The carrying values of investment in associate and the values indicated by prices quoted on the JSE (“JSE Indicative Value”) as at 30 September 2023 are as follows:

	<u>Number of</u> <u>Shares held</u>	<u>Carrying</u> <u>Value</u> <u>\$'000</u>	<u>JSE Indicative</u> <u>Value</u> <u>\$'000</u>
Derrimon Trading Limited	<u>918,510,927</u>	<u>2,281,723</u>	<u>1,855,392</u>
		<u>2,281,723</u>	<u>1,855,392</u>

28. **SECURED INVESTMENT NOTES:**

	<u>The Group</u>		<u>The Company</u>	
	<u>2023</u> <u>\$'000</u>	<u>2022</u> <u>\$'000</u>	<u>2023</u> <u>\$'000</u>	<u>2022</u> <u>\$'000</u>
Secured loan notes	<u>5,940,517</u>	<u>11,204,694</u>	<u>10,386,809</u>	<u>11,852,768</u>

The secured loan notes represent short term loan obligations at interest rates between 3.8% - 9.4% and are repayable upon maturity. The maturity dates for the loans ranged from October 2023 to October 2024 (2022: October and November 2022).

BARITA INVESTMENTS LIMITED
NOTES TO THE FINANCIAL STATEMENTS
30 SEPTEMBER 2023

29. **SECURITIES SOLD UNDER REPURCHASE AGREEMENTS:**

	<u>The Group</u>		<u>The Company</u>	
	<u>2023</u> <u>\$'000</u>	<u>2022</u> <u>\$'000</u>	<u>2023</u> <u>\$'000</u>	<u>2022</u> <u>\$'000</u>
Denominated in Jamaican Dollars	23,398,348	36,394,054	23,398,348	36,544,064
Denominated in United States Dollars	53,148,282	23,259,461	53,148,282	23,259,461
	<u>76,546,630</u>	<u>59,653,515</u>	<u>76,546,630</u>	<u>59,803,525</u>

Repurchase agreements are collateralized by certain securities and other instruments held by the group with a carrying value of \$83,717,008,000 (2022: \$61,603,598,000) (Note 14).

30. **OTHER DEBT FACILITIES:**

	<u>The Group</u>		<u>The Company</u>	
	<u>2023</u> <u>\$'000</u>	<u>2022</u> <u>\$'000</u>	<u>2023</u> <u>\$'000</u>	<u>2022</u> <u>\$'000</u>
(a) Secured fixed rate bond	1,507,450	-	1,507,450	-
(b) Unsecured fixed rate bond	2,309,113	-	2,292,113	-
(c) Loan due to specialized institution	250,000	-	250,000	-
(d) Margin loan facility	<u>4,207,598</u>	<u>-</u>	<u>4,207,598</u>	<u>-</u>
	8,274,161	-	8,257,161	-
Debt issuance cost	(14,686)	-	(14,686)	-
Interest payable	<u>41,522</u>	<u>-</u>	<u>41,153</u>	<u>-</u>
	<u>8,300,997</u>	<u>-</u>	<u>8,283,628</u>	<u>-</u>

- (a) The secured bond of \$1.507 billion was issued on 28 February 2023. Interest rate ranges from 9% to 10.75%. The bond was issued for:
- (i) Growth and diversification,
 - (ii) Liquidity support,
 - (iii) investment banking underwriting,
 - (iv) foreign exchange management and
 - (v) acquisition of loan portfolio by subsidiary, Barita Unit Trust Management Company Limited which will be extended and administered by Barita Investments Limited.

BARITA INVESTMENTS LIMITED
NOTES TO THE FINANCIAL STATEMENTS
30 SEPTEMBER 2023

30. OTHER DEBT FACILITIES (CONT'D):

The bond is secured with:

(i) secured bond issued by the company-

(a) Ordinary shares held by Barita Investments Limited in publicly listed companies.

(b) Jamaica Central Securities Depository (JCSD) pledge over the ordinary shares referred to above.

(b) The unsecured bond of \$2.29 billion was issued in the following tranches:

(i) \$798.6 million on 28 August 2023 at an interest rate of 11.25% for 2 years.

(ii) \$346.5 million on 28 August 2023 at an interest rate of 8.25% for 2 years. This bond was issued in USD.

(iii) \$1.14 billion on 28 August 2023 at an interest rate of 11.75% for 3 years.

(c) This loan is an on-lending facility issued by Development Bank of Jamaica on 24 May 2023 with an interest rate of 9.5%. This loan facility is repaid in quarterly installments and matures on 23 May 2028.

(d) This loan facility represents USD margin loan of \$27.2 million obtain during the financial year and is subject to no specific terms of repayment.

31. PAYABLES:

	<u>The Group</u>		<u>The Company</u>	
	<u>2023</u> <u>\$'000</u>	<u>2022</u> <u>\$'000</u>	<u>2023</u> <u>\$'000</u>	<u>2022</u> <u>\$'000</u>
Client funds	1,095,023	2,577,907	1,070,862	2,577,907
Statutory liabilities	34,774	37,524	33,252	36,596
Other	<u>336,867</u>	<u>656,023</u>	<u>288,468</u>	<u>588,109</u>
	<u>1,466,664</u>	<u>3,271,454</u>	<u>1,392,582</u>	<u>3,202,612</u>

32. DEFERRED TAXATION:

Deferred income taxes are calculated on all temporary differences under the liability method using a principal tax rate of 33 1/3%.

Deferred income tax assets and liabilities are offset when there is a legally enforceable right to set off current tax assets against current tax liabilities. The amounts determined after appropriate offsetting are as follows:

BARITA INVESTMENTS LIMITED
NOTES TO THE FINANCIAL STATEMENTS
30 SEPTEMBER 2023

32. DEFERRED TAXATION (CONT'D):

	<u>The Group</u>		<u>The Company</u>	
	<u>2023</u> <u>\$'000</u>	<u>2022</u> <u>\$'000</u>	<u>2023</u> <u>\$'000</u>	<u>2022</u> <u>\$'000</u>
Deferred tax assets	<u>687,797</u>	<u>1,351,993</u>	<u>697,249</u>	<u>1,383,988</u>

The movement in deferred tax assets and liabilities during the period is as follows:

	<u>The Group</u>		<u>The Company</u>	
	<u>2023</u> <u>\$'000</u>	<u>2022</u> <u>\$'000</u>	<u>2023</u> <u>\$'000</u>	<u>2022</u> <u>\$'000</u>
Net (assets)/liabilities at beginning of year	(1,351,993)	61,237	(1,383,988)	50,494
Charged to profit or loss (Note 11)	885,397	521,105	873,239	509,102
(Credited)/charged to other comprehensive income (Note 11)	(219,856)	(1,890,934)	(186,500)	(1,900,183)
Adjustment to deferred tax	<u>(1,345)</u>	<u>(43,401)</u>	<u>-</u>	<u>(43,401)</u>
Net assets at end of year	<u>(687,797)</u>	<u>(1,351,993)</u>	<u>(697,249)</u>	<u>(1,383,988)</u>

The movement in deferred tax assets and liabilities (prior to offsetting of balances within the same tax jurisdiction) during the period is as follows:

Deferred tax liabilities	<u>The Group</u>					
	<u>Accelerated depreciation</u> <u>\$'000</u>	<u>Interest receivable</u> <u>\$'000</u>	<u>Exchange gain</u> <u>\$'000</u>	<u>Investment securities</u> <u>\$'000</u>	<u>Lease liability</u> <u>\$'000</u>	<u>Total</u> <u>\$'000</u>
1 October 2021	32,063	220,419	119,635	1,199,917	91,613	1,663,647
Charged to profit or loss	351	128,109	195,173	452,578	4,122	780,333
Credited to other comprehensive income	<u>-</u>	<u>-</u>	<u>-</u>	<u>(872,244)</u>	<u>-</u>	<u>(872,244)</u>
30 September 2022	32,414	348,528	314,808	780,251	95,735	1,571,736
Charged to profit or loss	(32,414)	214,751	(77,225)	1,489,974	(11,644)	1,583,442
Charged to other comprehensive income	<u>-</u>	<u>-</u>	<u>-</u>	<u>32,169</u>	<u>-</u>	<u>32,169</u>
30 September 2023	<u>-</u>	<u>563,279</u>	<u>237,583</u>	<u>2,302,394</u>	<u>84,091</u>	<u>3,187,347</u>

BARITA INVESTMENTS LIMITED
NOTES TO THE FINANCIAL STATEMENTS
30 SEPTEMBER 2023

32. DEFERRED TAXATION (CONT'D):

Deferred tax assets	The Group						Total \$'000
	Accelerated depreciation \$'000	Stock option \$'000	Accrued vacation \$'000	Investment securities \$'000	Interest payable \$'000	Right of use \$'000	
1 October 2021	-	43,400	14,441	1,372,355	94,223	77,991	1,602,410
(Credited)/charged to profit or loss	-	5,409	8,093	122,034	124,389	(697)	259,228
Charged to other comprehensive income	-	-	-	1,018,690	-	-	1,018,690
Adjustment for deferred tax on equity	-	-	-	43,401	-	-	43,401
30 September 2022	-	48,809	22,534	2,556,480	218,612	77,294	2,923,729
(Credited)/charged to profit or loss	61,698	(41,863)	(3,217)	493,282	198,922	25,504	734,326
Charged to other comprehensive income	-	-	-	217,089	-	-	217,089
30 September 2023	<u>61,698</u>	<u>6,946</u>	<u>19,317</u>	<u>3,266,851</u>	<u>417,534</u>	<u>102,798</u>	<u>3,875,144</u>

Deferred tax liabilities	The Company						Total \$'000
	Accelerated depreciation \$'000	Interest receivable \$'000	Exchange gain \$'000	Investment securities \$'000	Lease liability \$'000		
1 October 2021	61,874	217,192	117,494	1,170,274	91,613	1,658,447	
Charged/(credited) to profit or loss	(5,524)	126,713	122,281	520,737	4,122	768,329	
Credited to other comprehensive income	-	-	-	(887,035)	-	(887,035)	
30 September 2022	56,350	343,905	239,775	803,976	95,735	1,539,741	
Charged/(credited) to profit or loss	(56,350)	200,653	(73,957)	1,474,183	(11,644)	1,532,885	
Charged to other comprehensive income	-	-	-	32,169	-	32,169	
30 September 2023	<u>-</u>	<u>544,558</u>	<u>165,818</u>	<u>2,310,328</u>	<u>84,091</u>	<u>3,104,795</u>	

BARITA INVESTMENTS LIMITED
NOTES TO THE FINANCIAL STATEMENTS
30 SEPTEMBER 2023

32. DEFERRED TAXATION (CONT'D):

Deferred tax assets	<u>The Company</u>						
	Accelerated Depreciation \$'000	Stock option \$'000	Accrued vacation \$'000	Investment securities \$'000	Interest payable \$'000	Lease liability \$'000	Total \$'000
1 October 2021	-	43,400	14,441	1,377,898	94,223	77,991	1,607,953
(Credited)/charged to profit or loss	-	5,409	8,093	122,034	124,389	(697)	259,228
Charged to other comprehensive income	-	-	-	1,013,147	-	-	1,013,147
Adjustment for deferred tax on equity	-	-	-	43,401	-	-	43,401
30 September 2022	-	48,809	22,534	2,556,480	218,612	77,294	2,923,729
(Credit)/charged to profit or loss	42,085	(41,863)	(3,217)	438,215	198,922	25,504	659,646
Charged to other comprehensive income	-	-	-	218,669	-	-	218,669
30 September 2023	<u>42,085</u>	<u>6,946</u>	<u>19,317</u>	<u>3,213,364</u>	<u>417,534</u>	<u>102,798</u>	<u>3,802,044</u>

The amounts shown in the statement of financial position include the following to be settled or recovered after more than 12 months:

	<u>The Group</u>		<u>The Company</u>	
	<u>2023</u> \$'000	<u>2022</u> \$'000	<u>2023</u> \$'000	<u>2022</u> \$'000
Deferred tax liabilities	(3,187,347)	(1,571,736)	(3,104,795)	(1,539,741)
Deferred tax assets	<u>3,875,144</u>	<u>2,923,729</u>	<u>3,802,044</u>	<u>2,923,729</u>

BARITA INVESTMENTS LIMITED
NOTES TO THE FINANCIAL STATEMENTS
30 SEPTEMBER 2023

33. **SHARE CAPITAL AND TREASURY SHARES:**

	<u>The Group</u>		<u>The Company</u>	
	<u>2023</u>	<u>2022</u>	<u>2023</u>	<u>2022</u>
	<u>\$'000</u>	<u>\$'000</u>	<u>\$'000</u>	<u>\$'000</u>
Authorised:				
Ordinary shares 14,000,000,000				
Preference 1,000,000,000				
Issued and fully paid				
Ordinary stock units				
1,220,388,243	33,668,224	33,668,224	33,668,224	33,668,224
Non-redeemable preference shares	1,000,000	1,000,000	1,000,000	1,000,000
Treasury shares				
20,552,306 (2022 - 24,536,566)	(1,854,174)	(2,278,873)	-	-
	<u>32,814,050</u>	<u>32,389,351</u>	<u>34,668,224</u>	<u>34,668,224</u>

Share capital and treasury shares

- (a) On 3 August 2021, the Board of Directors passed a resolution for the issue of shares through an additional public offer thereby approving the issue up to 160,000,000 ordinary shares at a price of \$80 per unit. The total shares issued under the additional public offer amounted to 134,785,150 units.
- (b) Treasury shares represents ordinary shares held by Barita Unit Trusts Management Company Limited of 6,274,458 and Cornerstone Group Employee Trust (CGET) of 14,277,848 at year end.
- (c) 100,000,000 preference shares at 4% per annum were issued at a price of \$10.00 per share.
- (i) The holders of these shares will not have the right to vote at any general meeting of the company.
- (ii) In the event of any liquidation, dissolution or winding up of the issuer, the preference shareholders are entitled to receive settlement in preference to ordinary shareholders.

BARITA INVESTMENTS LIMITED
NOTES TO THE FINANCIAL STATEMENTS
30 SEPTEMBER 2023

34. **CAPITAL RESERVE:**

	<u>The Group</u>		<u>The Company</u>	
	<u>2023</u>	<u>2022</u>	<u>2023</u>	<u>2022</u>
	<u>\$'000</u>	<u>\$'000</u>	<u>\$'000</u>	<u>\$'000</u>
Balance at beginning of the year	148,655	122,073	210,510	183,928
Revaluation gains on property, plant and equipment	<u>27,333</u>	<u>26,582</u>	<u>27,333</u>	<u>26,582</u>
	<u>175,988</u>	<u>148,655</u>	<u>237,843</u>	<u>210,510</u>

The consolidated revaluation reserve represents unrealized surplus on the revaluation of property, plant and equipment less consolidation adjustments to account for the acquisition of Barita Unit Trusts Management Company Limited in the Group financial statements.

35. **FAIR VALUE RESERVE:**

This represents the unrealized surplus or deficit on the revaluation of investment securities at FVOCI and stock exchange seat. The investments are not impaired and the recorded deficit is based on short term fluctuations in market prices.

36. **STOCK OPTION RESERVE:**

(a) Stock option description and movements:

On 24 January 2021, the company obtained approval from the Board of Directors through a resolution to establish the Employee Stock Ownership Plan for all eligible employees of the Cornerstone Group comprising 6 million ordinary shares. Under the terms of the plan eligible employees will be granted the right to participate by purchasing the company's shares at a discount. Further to this, approval from the Board of Directors was granted on 28 September 2021 for the commencement of the Cornerstone Group Employee Trust by contributing 10 million shares to be held in the trust in accordance with the Trust Deed and the Plan Rules.

In prior year, an additional 10,000,000 units of shares were purchased for the Cornerstone Group Employee Trust (CGET). Under the rules of the stock option plan, the following allocations were made:

BARITA INVESTMENTS LIMITED
NOTES TO THE FINANCIAL STATEMENTS
30 SEPTEMBER 2023

36. **STOCK OPTION RESERVE (CONT'D):**

(a) Stock option description and movements (cont'd):

	<u>The Group</u>		<u>The Company</u>	
	<u>No. of shares</u>		<u>No. of shares</u>	
	<u>2023</u>	<u>2022</u>	<u>2023</u>	<u>2022</u>
	<u>'000</u>	<u>'000</u>	<u>'000</u>	<u>'000</u>
At 1 October	4,752	3,226	3,446	3,226
Options granted during the year	<u>350</u>	<u>2,979</u>	<u>250</u>	<u>1,610</u>
At 30 September	<u>5,102</u>	<u>6,205</u>	<u>3,696</u>	<u>4,836</u>
Options granted	5,102	6,205	3,696	4,836
Exercised during the year	<u>(3,847)</u>	<u>(1,453)</u>	<u>(2,557)</u>	<u>(1,390)</u>
Balance at 30 September	<u>1,255</u>	<u>4,752</u>	<u>1,139</u>	<u>3,446</u>

The options granted are exercisable over a period of three years beginning upon vesting, at the end of which time unexercised options will expire. The total grant of each employee will be fully vested on the third anniversary of the grant date. The plan provides for equitable adjustment of the allocated number of shares by reason of stock splits, combinations or exchanges of shares, stock dividends and reclassifications or other similar corporate changes.

(b) Fair value of options granted:

The fair value of options granted determined using the Black-Scholes-Merton valuation model was \$492,195,000 (2022 - \$464,552,000) for the group and \$366,689,000 (2022 - \$346,944,000) for the company. The significant inputs into the model were the share price at the grant date, exercise price the risk free interest rate share price volatility factor expected dividends and the option life of four (4) years. It is expected that these options will be exercised within three (3) years.

	<u>2023</u>	<u>2022</u>
Share price	78.98	98.38
Exercise price	Nil	Nil/15.50
Risk free interest rate	5.88%	2.81%
Volatility factor	29.84%	60.45%
Expected dividend	0.00	3.29/3.46

BARITA INVESTMENTS LIMITED
NOTES TO THE FINANCIAL STATEMENTS
30 SEPTEMBER 2023

36. **STOCK OPTION RESERVE (CONT'D):**

(c) Movement on share option reserve:

	<u>The Group</u>		<u>The Company</u>	
	<u>2023</u>	<u>2022</u>	<u>2023</u>	<u>2022</u>
	<u>\$'000</u>	<u>\$'000</u>	<u>\$'000</u>	<u>\$'000</u>
At 1 October	186,284	130,200	146,428	130,200
Fair value of options recognised during the year	<u>160,634</u>	<u>153,164</u>	<u>81,419</u>	<u>113,308</u>
Fair value of options exercised	346,918 <u>(324,618)</u>	283,364 <u>(97,080)</u>	227,847 <u>(207,010)</u>	243,508 <u>(97,080)</u>
At 30 September	<u>22,300</u>	<u>186,284</u>	<u>20,837</u>	<u>146,428</u>

37. **CAPITAL REDEMPTION RESERVE:**

This reserve arise on the redemption of preference shares during the 2014 financial year.

38. **DIVIDENDS:**

	<u>2023</u>	<u>2022</u>
	<u>\$'000</u>	<u>\$'000</u>
Distribution to ordinary stockholders:		
\$2.48 per stock unit	-	3,026,563
\$0.546 per stock unit	<u>-</u>	<u>666,332</u>
	-	3,692,895
Distribution to preference stockholder:		
12.6% per stock unit	<u>-</u>	<u>126,000</u>
	<u>-</u>	<u>3,818,895</u>

39. **MANAGED FUNDS:**

The group acts as agent and earns fees for managing clients' and investment funds on a non-recourse basis under management agreements. This includes unit trusts, pension scheme assets and structured entities. Except where the group holds units or provides financing, it has no legal or equitable interest in the securities underlying the investment of these managed funds. Accordingly, these securities are not consolidated in the statement of financial position.

BARITA INVESTMENTS LIMITED
NOTES TO THE FINANCIAL STATEMENTS
30 SEPTEMBER 2023

39. MANAGED FUNDS (CONT'D):

As at 30 September 2023, the group's on and off-balance sheet financial assets under management amounted to \$361,563,925,000 (2022: \$337,267,808,000). The group's financial statements include net assets of \$23,369,910,000 (2022: \$11,017,226,000) relating to the managed funds.