

**MAYBERRY JAMAICAN
EQUITIES**

Q2 2023 | \$JMD

Unaudited Financial Results



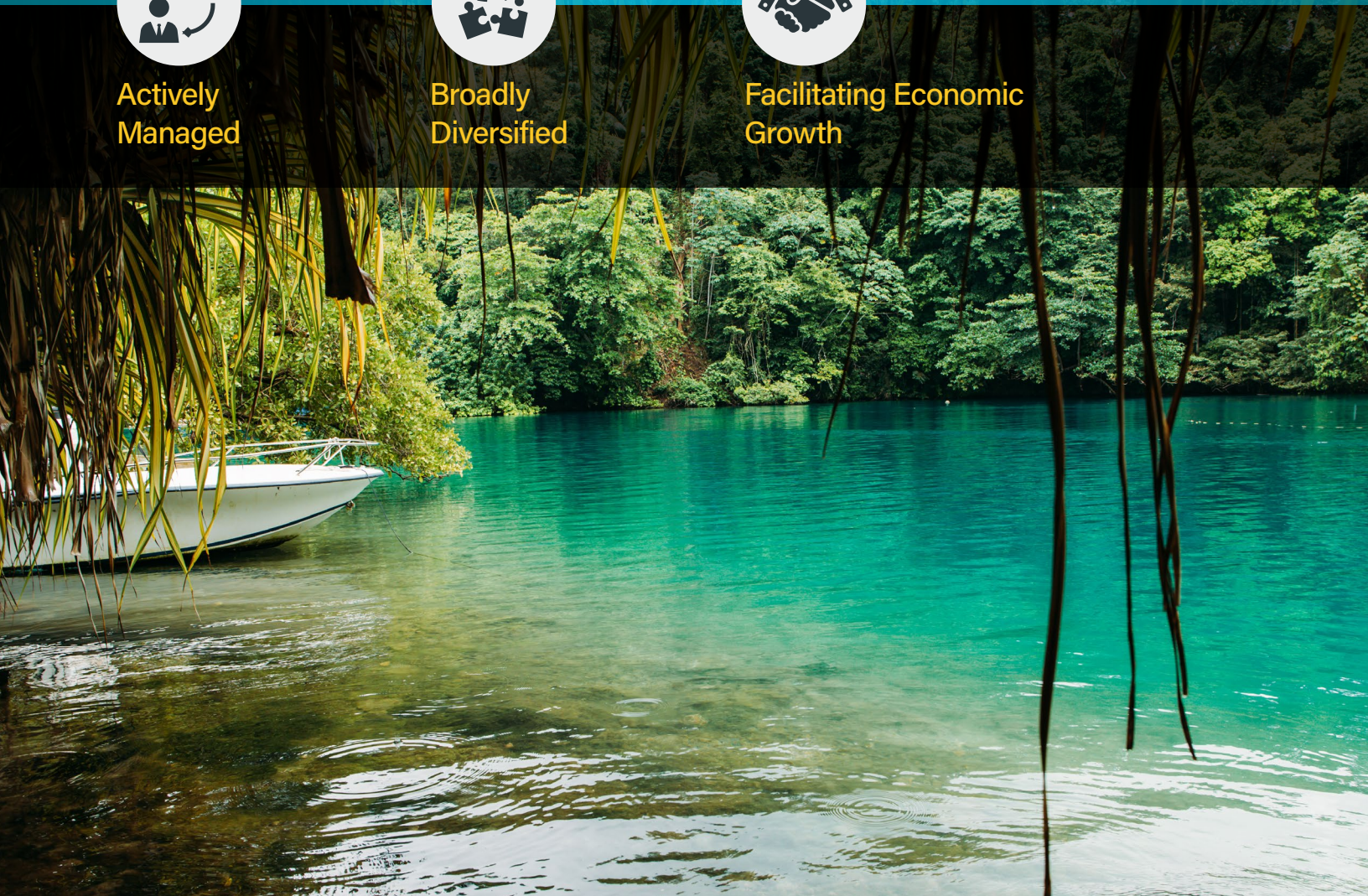
Actively
Managed



Broadly
Diversified



Facilitating Economic
Growth



Sustaining our growth, investing in Jamaica, land we love

Performance Highlights

For the 6 Months Ended June 30, 2023

Represented in \$JM



TOTAL ASSETS

2.7%

INCREASE OVER 2022

JUN. 2023: J\$26.1B

JUN. 2022: J\$25.4B



TOTAL EQUITY TO SHAREHOLDERS

(7.2%)

DECREASE OVER 2022

JUN. 2023: J\$19.9B

JUN. 2022: J\$21.4B



NET BOOK VALUE PER SHARE

(7.2%)

DECREASE OVER 2022

JUN. 2023: J\$16.53

JUN. 2022: J\$17.80



CLOSING SHARE PRICE

(16%)

DECREASE OVER 2022

JUN. 2023: J\$11.22

JUN. 2022: J\$13.37



LOSS PER SHARE

(105%)

DECREASE OVER YTD JUN. 2022

YTD JUN. 2023: (J\$0.23)

YTD JUN. 2022: J\$5.22



TOTAL COMPREHENSIVE INCOME

(98%)

DECREASE OVER YTD JUN. 2022

YTD JUN. 2023: J\$159.9M

YTD JUN. 2022: J\$6.5B



SALES INQUIRIES
sales@mayberryinv.com



GENERAL & SALES INQUIRIES
(876) 929-1908-9



MAYBERRYINVJA



@MAYBERRYINVJA



FAX
(876) 929-1501



www.mayberryinv.com



MAYBERRY INVESTMENTS LTD

Financial Results

MAYBERRY JAMAICAN
EQUITIES

For The Quarter Ended June 30, 2023 (Unaudited)

Represented in J\$

MANAGING DIRECTOR'S COMMENTARY ON FINANCIAL RESULTS

UNAUDITED RESULTS FOR THE SIX MONTHS ENDED JUNE 30, 2023

Economic And Business Environment

The Jamaican economy continues to show sustained recovery from the adverse effects of the COVID-19 pandemic. The Statistical Institute of Jamaica (STATIN) reported a 4.2% increase in Jamaica's total value added at constant prices in the first quarter of 2023 compared to the same quarter of 2022. The Government of Jamaica remains steadfast in its commitment to fiscal discipline and continued economic growth. Economic improvements have been forecasted for FY 2023/24 and the medium term, and the public debt-to-GDP ratio is solidly back on a downward trajectory. The GDP growth for FY 2023/24 is expected to moderate between 1.0% to 3.0%. The projected growth for FY2023/24 reflects expansions in Mining & Quarrying, Agriculture, Forestry & Fishing, and Manufacturing to a significant degree. The projected growth over the next few years (June 2023 to March 2025) is comparable to the previous estimate, primarily due to an upward revision to the growth for Hotels & Restaurants, partially offset by downward revisions to the growth for Mining & Quarrying and Agriculture, Forestry, & Fishing.

As of May 2023, the point-to-point inflation rate was 6.1%, while the monthly inflation rate was 0.6%, compared to 0.4% recorded for April 2023. The component 'Housing, Water, electricity, Gas, and Other Fuels' accounted for 1.8% of the overall change. The 'power, Gas and Other Fuels' index increased by 6.3% due to rising power prices. Notably, the strongly weighted 'Food and Non-Alcoholic Beverages' segment had a 10.7% increase from May 2022 to May 2023 as prices rose for products within certain classifications.

Financial Results

MAYBERRY JAMAICAN
EQUITIES

For The Quarter Ended June 30, 2023 (Unaudited)

Represented in J\$

The Monetary Policy Committee (MPC) decided in June 2023 to hold the policy interest rate (the rate offered to deposit-taking institutions (DTIs) on overnight placements with Bank of Jamaica) at 7.0%. The basis for the decision to hold the policy rate was to ensure that tight Jamaican dollar liquidity is maintained and to continue fostering relative stability in the foreign exchange market. The risks to the inflation outlook remain balanced, however, higher than projected future wage adjustments as well as stronger than anticipated impact of climate change on domestic agricultural prices and a worsening in supply chain conditions might put upward pressure on inflation according to the BOJ.

The Jamaican dollar, as of June 30, 2023 depreciated by \$2.57 or 1.69% year to date. The Bank of Jamaica Foreign Exchange Intervention Trading Tool (B-FXITT) sales of USD\$320.00 million between April 5th through June 9th alleviated demand pressure.

As at June 30, 2023, the JSE Main Market Index declined year to date by 23,861.72 points, or 6.7%, closing at 332,034.93 points. Comparably, the JSE Junior Market Index year to date, dipped by 2.21 points to 3,984.23 points, reflecting a 0.06% decline as at the end of June 2023, after opening the year at 3,986.44 points.

Business Objective

Mayberry Jamaican Equities Limited (MJE) is an investment Company whose objective is to achieve long term capital appreciation, while preserving capital, by investing in public equity securities in Jamaica ("Jamaican equities"). The Company employs a value - based approach to identifying and investing in high quality public businesses. This approach is designed to compound book value per share over the long term. While the Company will seek attractive risk-adjusted returns, it will at all times seek downside protection and attempt to minimize loss of capital.

Financial Results

MAYBERRY JAMAICAN
EQUITIES

For The Quarter Ended June 30, 2023 (Unaudited)

Represented in J\$

FINANCIAL HIGHLIGHTS

Performance Overview

Mayberry Jamaican Equities Limited recorded a net loss of J\$281.1 million for the six months ended June 30, 2023, representing a decline of J\$6.5 billion or 105% over the corresponding period in 2022. This performance was attributed mainly to net unrealised losses on investments in associates of J\$206.5 million for the period, representing a decline of 103.3% when compared to the similar period last year and lower dividend income by 29% or J\$89 million. The prevailing high interest rates as well as high inflation levels in the economy continue to negatively impact the stock market. Total operating expenses for the six months ended June 30, 2023 decreased by J\$194.5 million or 65% to J\$105.9 million when compared to the 2022 comparative period.

The Company recorded net loss of J\$43 million for the three months April to June 2023 compared to a profit of J\$5.3 billion for the prior year three-month period. This performance was due to lower unrealized gains on fair value through profit and loss investments due to the softened equity market. Total operating expenses for the quarter under review decreased by J\$213.7 million to J\$52 million when compared to Q2 2022. This resulted in a loss per share (LPS) of J\$0.23 for the six months ending June 30, 2023, versus earnings per share (EPS) of J\$5.22 for the 2022 comparative period.

Financial Results

MAYBERRY JAMAICAN
EQUITIES

For The Quarter Ended June 30, 2023 (Unaudited)

Represented in J\$

Total Comprehensive Income

The Company recorded total comprehensive income of J\$159.9 million for the six months ended June 30, 2023. Other comprehensive income was due to changes in the fair value of equity investments carried at fair value through other comprehensive income (FVTOCI) which increased by J\$220.3 million to J\$441 million for the six months to date compared to the prior year. The company recorded other comprehensive income of J\$410.6 million for the three-month period April to June 2023 representing an increase of J\$607.2 million compared to the comparative quarter in 2022.

SUMMARY OF CHANGES ON THE STATEMENT OF COMPREHENSIVE INCOME

Description	Unaudited 3 Months ended June 30, 2023 (J\$'000)	Unaudited 3 Months ended June 30, 2022 (J\$'000)	Change (J\$'000)	% Change	Unaudited 6 Months ended June 30, 2023 (J\$'000)	Unaudited 6 Months ended June 30, 2022 (J\$'000)	Change (J\$'000)	% Change
Net Operating Income/(Loss)	8,670	5,587,962	(5,579,292)	(99.8%)	(175,151)	6,567,340	(6,742,491)	-102.7%
Operating Expenses	51,745	265,450	(213,705)	(80.5%)	105,914	300,428	(194,514)	-64.7%
(Loss)/Profit before Taxation	(43,075)	5,322,511	(5,365,586)	(100.8%)	(281,065)	6,266,913	(6,547,978)	-104.5%
Net (Loss)/Profit	(43,075)	5,322,511	(5,365,586)	(100.8%)	(281,065)	6,266,913	(6,547,978)	-104.5%
Other Comprehensive Income/(Loss)	410,621	(196,597)	607,218	309%	440,925	220,644	220,281	100%
Total Comprehensive Income/(Loss)	367,546	5,125,914	(4,758,368)	(92.8%)	159,860	6,487,557	(6,327,697)	-97.5%
(Loss)/Earnings Per Share	(\$0.04)	\$4.43	(\$4.47)	(100.8%)	(\$0.23)	\$5.22	(\$5.45)	(104.5%)

Financial Results

MAYBERRY JAMAICAN
EQUITIES

For The Quarter Ended June 30, 2023 (Unaudited)

Represented in J\$

Total Revenues

For the six months ended June 30, 2023, net revenues amounted to (J\$175.2 million) compared to net revenues of J\$6.6 billion for the similar period in 2022. Key highlights include:

- Unrealized losses on investments in associates of J\$117 million generated for the three months ending June 30, 2023 decreased by 97.8% or J\$5.2 billion attributed to reductions in the market price of key associates associated with general stock market conditions.
- Net interest expense increased by J\$79 million or 65% to J\$199.5 million for the six months due to the company increasing its funding through margin loans from the Parent Company. For the three-month period to June 30, 2023, net interest expense grew by J\$67.5 million or 118%.
- Dividend income was lower by J\$88 million or 29% based on dividends declared by investees. For the quarter ending June 30, 2023, dividend income declined by J\$136.5 million or 78%.

Operating Expenses

Total operating expenses decreased by J\$194.5 million or 65% to J\$105.9 million for the six months ending June 30, 2023, when compared to the prior year. Operating expenses for Q2 2023 decreased by J\$214 million or 81%. The reduction for the quarter and year to date was mainly attributable to lower expenses incurred for incentive fees paid to the Investment Manager due to the reduction in the net asset value of the funds under management.

Financial Results

MAYBERRY JAMAICAN
EQUITIES

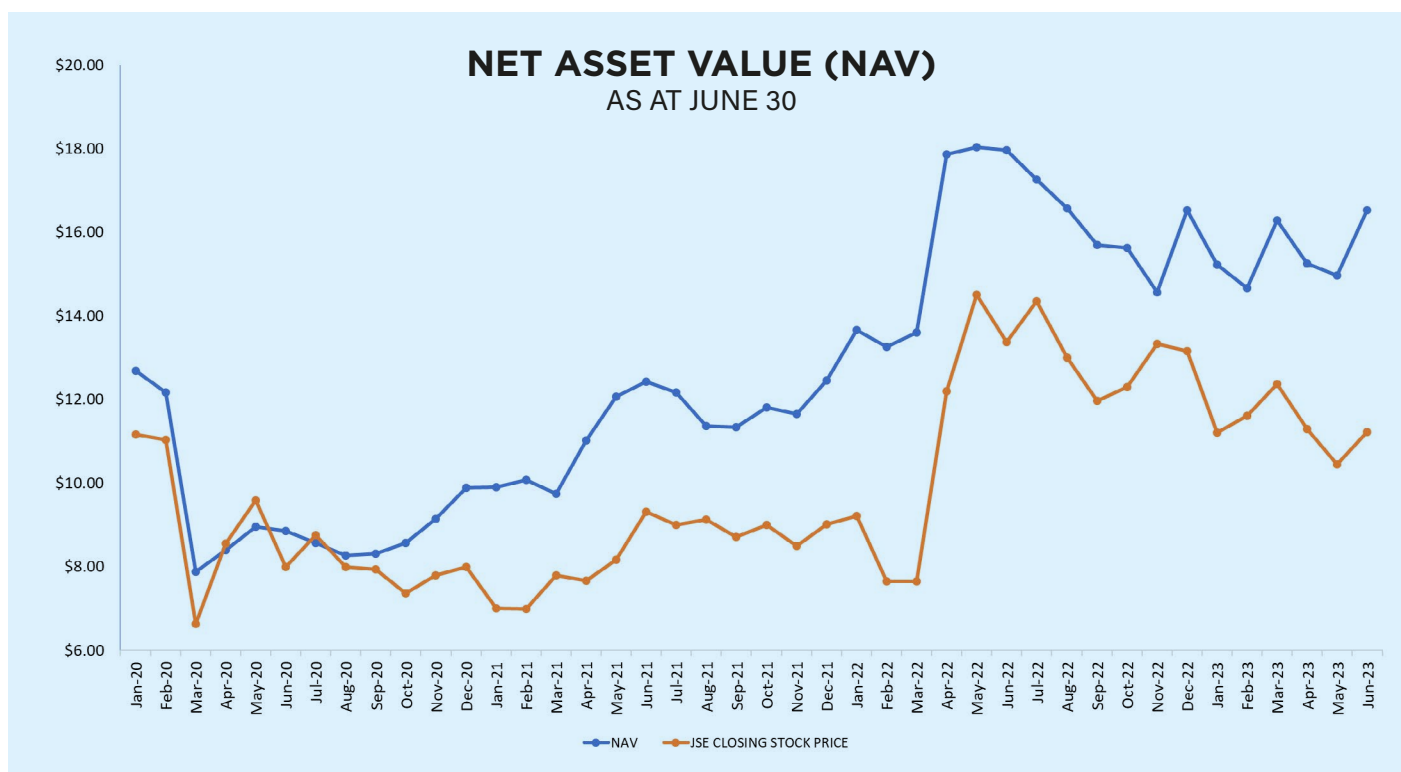
For The Quarter Ended June 30, 2023 (Unaudited)

Represented in J\$

NET ASSET VALUE (NAV)

The net book value per share decreased by 7.2% to J\$16.53 as at June 30, 2023, compared to J\$17.80 for the corresponding period in 2022. The decrease noted resulted primarily from the J\$1.1 billion or 5.7% decrease in investments in associates to J\$17.9 billion.

MJE's stock price closed at J\$11.22 on June 30, 2023 decreasing 16% over its price of J\$13.37 at June 30, 2022.



PAYMENT OF DIVIDENDS

The Board of Directors of MJE convened a meeting on June 28, 2023 and approved an ordinary dividend of J\$0.07 per share. The dividend of J\$84 million will be paid on July 31, 2023 to all shareholders on record as at July 12, 2023.

Financial Results

**MAYBERRY JAMAICAN
EQUITIES**

For The Quarter Ended June 30, 2023 (Unaudited)

Represented in J\$

PORTFOLIO HIGHLIGHTS

Mayberry Jamaican Equities Limited (MJE) currently holds stocks in 37 companies listed on the Main and Junior Markets of the Jamaica Stock Exchange (JSE).

The Company made net additions of stocks to the portfolio during the quarter reflecting the favorable pricing of some stocks relative to the Investment Manager's growth projections for earnings and dividend yields.

TOP 5 ADDITIONS

	2023 J\$'000		2022 J\$'000
TOP 5 ADDITIONS – Q2		TOP 5 ADDITIONS – Q2	
NCBFG	\$258,789	ECL	\$93,099
JBG	\$60,719	JMMBGL	\$59,145
SVL	\$50,173	GK	\$15,750
JMMBGL	\$41,404	LASF	\$13,017
CCC	\$8,274	LASD	\$8,087

TOP 5 DISPOSALS

	2023 J\$'000		2022 J\$'000
TOP 5 DISPOSALS – Q2		TOP 5 DISPOSALS – Q2	
CAR	\$20,735	CCC	\$62,460
CCC	\$19,990	LASM	\$31,384
SVL	\$14,374	MEEG	\$29,701
DTL	\$6,410	GK	\$21,067
CPJ	\$594	ECL	\$20,898

THE TOP TEN LARGEST HOLDINGS (VALUE OF SHARES) AS AT JUNE 30, 2023

Stock ID	% OF TOTAL VALUE OF INVESTMENTS
SVL	57.1%
CPJ	9.4%
JBG	7.4%
WIG	3.8%
JMMBGL	3.0%
LASF	2.8%
GK	2.6%
DTL	2.3%
MEEG	2.0%
NCBFG	1.6%

THE TOP TEN LARGEST HOLDINGS (VALUE OF SHARES) AS AT JUNE 30, 2022

Stock ID	% OF TOTAL VALUE OF INVESTMENTS
SVL	59.8%
CPJ	12.5%
GK	3.5%
DTL	3.5%
LASF	3.4%
WIG	2.5%
JMMBGL	2.5%
JBG	1.8%
CCC	1.8%
BPOW	1.7%

Financial Results

MAYBERRY JAMAICAN
EQUITIES

For The Quarter Ended June 30, 2023 (Unaudited)

Represented in J\$

FINANCIAL POSITION

Total assets as at June 30, 2023 were valued at J\$26.1 billion. This represents a 2.7% increase from the J\$25.4 billion reported as at June 30, 2022. The J\$692 million increase was mainly attributable to a 29.3% increase in investment securities or J\$1.8 billion on account of net acquisitions to the portfolio. This was offset by a J\$1.1 billion decrease in investments in associates primarily due to downward price movements for key securities in that portfolio.

Total liabilities amounted to J\$6.2 billion as at June 30, 2023, an increase of J\$2.2 billion or 56% compared to the corresponding period in 2022, driven mainly by an increase in funding from debt for investment purchases.

SUMMARY OF CHANGES ON THE STATEMENT OF FINANCIAL POSITION

Description	Unaudited June 30, 2023 (J\$'000)	Unaudited June 30, 2022 (J\$'000)	Change (J\$'000)	% Change
Total Assets	26,089,968	25,397,899	692,069	2.7%
Total Liabilities	6,237,787	4,011,519	2,226,268	55.5%
Stockholders' Equity	19,852,181	21,386,380	(1,534,199)	-7.2%
Net Book Value Per Share	\$16.53	\$17.80	-\$1.28	-7.2%

Financial Results

MAYBERRY JAMAICAN
EQUITIES

For The Quarter Ended June 30, 2023 (Unaudited)

Represented in J\$

SHAREHOLDERS' EQUITY

Mayberry Jamaican Equities Limited's capital base continues to be strong, closing the quarter with J\$19.9 billion in shareholders' equity compared to J\$21.4 billion for Q2 2022. This was attributable primarily to a decrease in retained earnings for the 12-month period by J\$1.5 billion, and a year over year decline in total fair value reserves of J\$77 million due primarily to the disposal of some investments carried at fair value through other comprehensive income.

Mayberry Jamaican Equities Limited takes this opportunity to thank all our shareholders, the Board of Directors and support teams for your continued support.

DocuSigned by:

Natalie G. Augustin

175432BB787F4F4...

Natalie G. Augustin
Managing Director


Statement of Financial Position

June 30, 2023 (Unaudited)


Represented in J\$

	Unaudited June 30 2023 J\$'000	Unaudited June 30 2022 J\$'000	Audited December 31 2022 J\$'000
ASSETS			
Cash and bank balances	367,199	310,049	357,784
Investment securities	7,785,683	6,020,031	5,974,250
Investments in associates	17,916,107	19,005,147	18,011,476
Other receivables	20,375	60,890	8,076
Taxation recoverable	286	106	131
Interest receivable	318	128	128
Intangible asset	-	1,549	-
TOTAL ASSETS	26,089,968	25,397,899	24,351,845
LIABILITIES			
Due to parent company	2,873,452	437,549	1,096,841
Accounts payable	6,507	22,074	8,582
Dividend Payable	84,080	72,069	-
Debt security in issue	2,199,106	2,195,529	2,197,317
Interest payable	13,736	40,179	1,311
Due to related company	60,906	244,118	271,393
Promissory note payable	1,000,000	1,000,000	1,000,000
TOTAL LIABILITIES	6,237,787	4,011,519	4,575,444
STOCKHOLDERS EQUITY			
Share capital	1,468,162	1,468,162	1,468,162
Fair value reserve	840,976	917,634	417,442
Retained earnings	17,543,043	19,000,585	17,890,797
TOTAL STOCKHOLDERS' EQUITY	19,852,181	21,386,380	19,776,401
TOTAL LIABILITIES AND EQUITY	26,089,968	25,397,899	24,351,845
Net book Value per Stock Unit	Q2 2023 \$16.53	Q2 2022 \$17.80	December 2022 \$16.46

Approved by the Board of Directors for issue on July 12, 2023 and signed on its behalf by:

DocuSigned by:

 9AAA2384C383463...

Christopher Berry
 Chairman

DocuSigned by:

 53698B1CA2694B9...

Richard Surage
 Director

Statement of Profit and Loss and Other Comprehensive Income

**MAYBERRY JAMAICAN
EQUITIES**
For The Period Ended June 30, 2023 (Unaudited)
Represented in J\$

	Unaudited 3 Months ended June 30 2023 J\$'000	Unaudited 3 Months ended June 30 2022 J\$'000	Unaudited 6 Months ended June 30 2023 J\$'000	Unaudited 6 Months ended June 30 2022 J\$'000	Audited 12 Months ended December 31 2022 J\$'000
Net Operating Loss					
Interest income	302	40	1,421	59	3,283
Interest expense	(125,048)	(57,324)	(200,960)	(120,963)	(254,056)
Net interest (expense)/income	(124,746)	(57,284)	(199,539)	(120,905)	(250,773)
Dividend income	37,921	174,412	217,088	305,737	549,098
Net trading gains/(losses)	8,459	12,236	8,460	13,026	21,445
Net unrealized (losses)/gains on financial instruments at FVTPL	(34,155)	94,061	1,614	136,627	8,409
Net unrealized gains/(losses) on investments in associates at FVTPL	116,777	5,364,814	(206,481)	6,232,857	5,232,917
Net foreign exchange gains/(losses)	4,414	(278)	3,707	(3)	(2,671)
	8,670	5,587,962	(175,151)	6,567,340	5,558,425
Operating Expenses:					
Other operating expenses	51,745	265,450	105,914	300,428	478,101
(Loss)/Profit before Taxation	(43,075)	5,322,511	(281,065)	6,266,913	5,080,324
Taxation (charge) / credit	-	-	-	-	-
NET (LOSS)/PROFIT	(43,075)	5,322,511	(281,065)	6,266,913	5,080,324
OTHER COMPREHENSIVE INCOME/(LOSS), NET OF TAXES					
<i>Item that will not be reclassified to profit or loss:</i>					
Changes in the fair value of equity investments at FVTOCI	410,621	(196,597)	440,925	220,644	(202,747)
Other comprehensive income/(loss), Net of Tax	410,621	(196,597)	440,925	220,644	(202,747)
TOTAL COMPREHENSIVE INCOME/(LOSS)	367,546	5,125,914	159,860	6,487,557	4,877,577
Number of Shares in issue	1,201,149	1,201,149	1,201,149	1,201,149	1,201,149
(Loss)/Earnings per stock unit (Basic and fully diluted)	(\$0.04)	\$4.43	-\$0.23	\$5.22	\$4.23

Statement of Changes in Equity

For The Period Ended June 30, 2023 (Unaudited)

Represented in J\$

	No. of Shares	Share Capital	Fair Value Reserve	Retained Earnings	Total
		J\$'000	J\$'000	J\$'000	J\$'000
Balance at January 1, 2022	1,201,149	1,468,162	812,470	12,690,261	14,970,893
Total comprehensive income for the year	-	-	220,644	6,266,913	6,487,557
Realized gains/(losses) on fair value instruments transferred retained earnings	-	-	(115,480)	115,480	-
Ordinary dividends provided for	-	-	-	(72,069)	(72,069)
Balance at June 30, 2022	1,201,149	1,468,162	917,634	19,000,585	21,386,380
Balance at January 1, 2023	1,201,149	1,468,162	417,442	17,890,797	19,776,401
Total comprehensive income for the year	-	-	440,925	(281,065)	159,860
Realized gains/(losses) on fair value instruments transferred to retained earnings	-	-	(17,391)	17,391	-
Ordinary dividends provided for	-	-	-	(84,080)	(84,080)
Balance at June 30, 2023	1,201,149	1,468,162	840,976	17,543,043	19,852,181

Statement of Cashflow

For The Period Ended June 30, 2023

Represented in J\$

	Unaudited 3 Months ended June 30, 2023 J\$'000	Unaudited 3 Months ended June 30, 2022 J\$'000	Audited Year ended December 31, 2022 J\$'000
Cash Flows from Operating Activities			
(Loss)/Profit before taxation	(281,065)	6,266,913	5,080,324
Adjustments for items not affecting cash	111,346	5,310	72,565
Changes in operating assets and liabilities:			
(Increase)/decrease in investment securities	(1,368,919)	(434,739)	(879,225)
Increase in investments in associates	(102,653)	(35,157)	(26,140)
Decrease/(increase) in other receivables	(12,454)	17,811	27,769
(Decrease)/increase in accounts payables	(2,074)	1,976	(83,586)
Due to/from related parties	1,563,864	547,269	1,237,017
Interest received	1,085	(59)	3,165
Interest paid	(186,747)	(102,418)	(272,590)
Cash used in Operating Activities	(107,898)	(5,317)	6,409
Net Cash used in Operating Activities	3,448	(7)	78,974
Cash Flows from Financing Activities			
Ordinary dividend payment	-	-	(72,069)
Net Cash used in Financing Activities	-	-	(72,069)
Increase/(decrease) in Cash and Cash Equivalents	3,448	(7)	6,905
Exchange gain/(loss) on foreign cash & cash equivalents	5,966	(3,846)	(5,853)
Cash & Cash Equivalents - Beginning of the year	314,954	313,901	313,901
Cash & Cash Equivalents - End of the year	324,368	310,049	314,954
Cash and Deposits per Balance Sheet	367,199	352,879	357,784
Pledged Deposit	(42,831)	(42,830)	(42,830)
Cash and Cash Equivalents - End of Period	324,368	310,049	314,954

Notes to the Interim Financial Statements

As at June 30, 2023

1. Identification and Principal Activities

Mayberry Jamaican Equities Limited (the Company) is a public limited liability Company which is listed on the Jamaica Stock Exchange. It is incorporated in St. Lucia under the International Business Companies Act and its registered office is located at Bourbon House, Bourbon Street, Castries, St. Lucia. On January 5, 2018, the Company changed its name from Mayberry West Indies Limited to Mayberry Jamaican Equities Limited under the International Business Companies Act, Cap 12:14.

The Company is an investment Company whose objective is to achieve long term capital appreciation, while preserving capital, by investing in and trading public equity securities in Jamaica ("Jamaican equities").

2. Basis of preparation

These interim condensed financial statements (interim financial statements) have been prepared in accordance with IAS 34 Interim Financial Reporting. These interim financial statements should be read in conjunction with the Company's last annual financial statements as at and for the year ended December 31, 2022 ('last financial statements') which have been prepared in accordance with International Financial Reporting Standards (IFRS) and the Jamaican Companies Act. These financial statements are presented in Jamaican dollars unless otherwise indicated. This report is supplemental to the United States dollar Interim Report and is intended to provide additional information in the local currency of the listed stock to enhance analysis by users.

3. Significant accounting policies

The accounting policies applied in these interim financial statements are the same as those applied in the Company's financial statements as at and for the year ended December 31, 2022 which was prepared in accordance with International Financial Reporting Standards (IFRS).

4. Segment reporting

The Board of Directors considers the Company to have a single operating segment. The Board of Directors' asset allocation decisions are based on a single, integrated investment strategy and the Company's performance is evaluated on an overall basis which is as per the primary financial statements of the Company.

Top Ten Shareholders and Connected Persons

**MAYBERRY JAMAICAN
EQUITIES**

30 June 2023

Names	Shareholdings
MAYBERRY INVESTMENTS LIMITED	682,568,382
PWL BAMBOO HOLDINGS LIMITED	122,435,138
KONRAD BERRY	81,744,294
VDWSD LIMITED	67,252,400
MAYBERRY ASSET MANAGERS LIMITED	41,122,865
MANWEI INTERNATIONAL LIMITED	33,809,902
KMB HOLDINGS INC	20,257,740
THE MAYBERRY FOUNDATION LIMITED	10,554,868
APEX PHARMACY	9,817,068
KONRAD LIMITED	7,432,031

Connected Persons	Shareholdings
A+ MEDICAL CENTRE	6,641,141

Shareholdings of Directors and Senior Management

**MAYBERRY JAMAICAN
EQUITIES****30 June 2023**

Directors	Shareholdings	Connected Persons
Christopher Berry	-	152,735,231
Konrad Berry	81,744,294	12,362,345
Natalie Augustin	253,300	-
Richard Surage	-	-



SALES INQUIRIES
sales@mayberryinv.com



FAX
(876) 929-1501



GENERAL & SALES INQUIRIES
(876) 929-1908-9



www.mayberryinv.com



MAYBERRYINVJA



@MAYBERRYINVJA



MAYBERRY INVESTMENTS LTD