

REIMAGINING THE PATIENT EXPERIENCE



IMAGEPLUS 
CONSULTANTS LTD.

A N N U A L R E P O R T 2 0 2 3



70 FT
21,3 M

25 FT
7,62 M

10 FT
3,05 M

OUR MISSION

To provide exceptional diagnostic services to Jamaicans while offering first-class internal and external customer service, which exceeds both patient and team members' expectations.

To be a Company with a personal touch focused on the welfare of patients and employees.



OUR VISION

To be recognized and respected as the premier diagnostic facility in Jamaica, providing cutting-edge and world-class technology.

We will strive to contribute to upgrading Jamaica's healthcare sector to meet international standards.

WHAT'S INSIDE

| | |
|---|----|
| Notice of Annual General Meeting | 1 |
| Corporate Profile | 3 |
| Chairman's Report | 8 |
| Directors' Report | 12 |
| Corporate Data | 14 |
| Remuneration, Corporate Governance & Nomination Board Committee Report | 15 |
| Audit Committee Report | 19 |
| Directors' Profiles | 21 |
| Senior Management Profiles | 25 |
| Marketing Report | 31 |
| Disclosure of Shareholdings | 37 |
| People Report | 39 |
| Management, Discussion & Analysis | 48 |
| Financial Statements | 58 |
| Proxy Form | 94 |





NOTICE OF THE ANNUAL GENERAL MEETING

NOTICE IS HEREBY GIVEN that the **ANNUAL GENERAL MEETING** of the Company will be held at the Terra Nova Hotel – Venetian Room, 17 Waterloo Road, Kingston 10, Jamaica, on Friday, July 28, 2023, at 10.00 A.M., to consider and, if thought fit to pass the following Ordinary Resolutions:

RESOLUTION 1

To receive the Reports of the Directors and Auditors and the Audited Accounts for the twelve (12) months ended February 28, 2023.

“THAT the Audited Accounts and the Reports of the Directors and Auditors for the year ended February 28, 2023, circulated with the notice convening the meeting be and are hereby adopted”.

RESOLUTION 2

To ratify interim dividend payments and declare them final.

“THAT the interim dividends of \$29.21 per share paid on November 30, 2022, and \$0.06 per share paid on June 21, 2023, be and are hereby ratified and declared as final and that no further dividend be paid in respect of the year under review.”

RESOLUTION 3

To Re-Appoint Directors retiring by rotation pursuant to Article 105

The directors retiring from office by rotation pursuant to Article 105 of the Company's Articles of Incorporation are Directors Dr Karlene McDonnough, Dr Lilieth A. Bridgewater, Dr Gordon Bradshaw, who being eligible, offer themselves for re-election.

- (a) “THAT Dr Karlene McDonnough, who retires by rotation and is eligible for re-election, be and is hereby re-elected a Director of the Company”;
- (b) “THAT Dr Lilieth A. Bridgewater, who retires by rotation and is eligible for re-election, be and is hereby re-elected a Director of the Company”;
- (c) “ THAT Dr Gordon Bradshaw, who retires by rotation and is eligible for re-election, be and is hereby re-elected a Director of the Company”.

RESOLUTION 4

Election of other retiring Director(s) pursuant to Article 106

Director Karl Townsend was appointed by the Board of Directors as an addition to the Board since the last Annual General Meeting, and therefore retires at this Annual General Meeting, in accordance with Article 106 of the Company's Articles of Incorporation and, being eligible, offers himself for re-election.

"THAT Director Karl Townsend, who retires pursuant to Article 106 of the Articles of Incorporation of the Company, and is eligible for re-election, be and is hereby re-elected a Director of the Company".

RESOLUTION 5

To appoint auditors and authorise the Directors to fix the remuneration of the Auditors.

"THAT HLB Mair Russell, Chartered Accountants, having agreed to continue in office as auditors, be and are hereby re-appointed auditors of the Company to hold office until the next annual general meeting at a remuneration to be fixed by the Directors of the Company".


RESOLUTION 6

To approve Directors' Remuneration

"THAT the amount included in the Audited Accounts of the Company for the year ended February 28, 2023 as remuneration for their services as Directors be and is hereby approved."

Dated this 26th day of June 2023

By Order of the Board



Dr Marian Allison-Vaughan
Company Secretary

REGISTERED OFFICE
2a Molyne's Road, Kingston 10

NB: A member entitled to attend and vote at the meeting is entitled to appoint a Proxy to attend and vote in his / her stead. A Proxy need not be a member of the Company.

If you are unable to attend, we enclose a Form of Proxy for your convenience. This should be completed and deposited with the Secretary at the Registered Office of the Company at 2a Molyne's Road, Kingston 10, no less than forty-eight (48) hours before the time appointed for holding the meeting. The Form of Proxy shall bear the stamp duty of \$100.00. The stamp duty may be paid by adhesive stamp(s) to be cancelled by the person executing the Proxy.

COMPANY PROFILE

Image Plus Consultants Limited (trading as “Apex Radiology”) is a Medical Imaging Company established in February 1996 and became a publicly listed company on January 20, 2023. Our services include multiple modalities such as X-ray, Ultrasound, CT scan, Fluoroscopy and Nuclear Medicine, and we are easily accessible, being in close proximity to other health care providers and medical services. In July of this year, we will launch our Mammography Services at our Molyne Road branch in Kingston and our Ocho Rios branch, adding to our list of offerings. Later in 2023, we will also launch MRI Services in Ocho Rios, bringing more offerings to our clientele as we continue to grow.

Our personnel are professionally trained and provide optimum service to our referring doctors and patients. Our interconnected centres allow for Tele-Radiology, web-based appointment booking and direct access to referring physicians making the Company a leader in patient management and care.


OUR HISTORY - THE FIRST 10 YEARS

Image Plus Consultants Limited (trading as “Apex Radiology”) was incorporated on February 16, 1996, and commenced operations that same month at Units 5 and 6, 2a Molyne Road, Kingston 10, under the trade name Apex X-ray & Ultrasound Services. The Company offered routine diagnostic services (ultrasounds, x-rays and CT), which rounded out the offerings of other independent dental and medical practices at the location. At the time, the mission was to offer the latest in diagnostic services to meet the needs of the densely populated communities surrounding the Half-Way-Tree area. As practitioners in the public sector, the co-founders felt they could support the



country’s healthcare system by offering private services at moderate prices to meet the needs of a large portion of the Jamaican population. Under the leadership of Managing Director Dr Karlene McDonnough, along with the other Directors at the time, Dr L. Ann Bridgewater, Dr Gordon Bradshaw, and Mr P. Clyde Cunningham, Apex X-Ray and Ultrasound Services moved from a single location to a multi-branch organization between February 1996 and November 2006.

In keeping with its commitment to delivering quality diagnostic services, Image Plus expanded to Portmore, St. Catherine, in February 2003. The Portmore branch was located in the Portmore Town Centre and was designed to provide increased comfort and access regardless of the physical



limitations of existing and potential patients. As the clientele grew, the Directors recognized the size limitations of the Molyne Road location. In November 2006, when an opportunity for expansion arose, the Company's third location was opened at Winchester Surgical and Medical Institute, 3a Winchester Road, Kingston 10. This newly constructed and spacious centre allowed the Company to add to its existing footprint and offer a broader range of diagnostics. Nuclear medicine studies and examinations offered using multidetector computed tomography (MDCT) offerings were at that time added to the services provided.

2006 ONWARDS

Apex Radiology has always been highly regarded by referring physicians and their patients alike and has continued to deliver consistent growth. The Company's unique value proposition was:

- timely reporting
- easy access and availability of Radiologists for the referring physicians, which augured well for the building of solid working relationships
- excellence in service and patient care
- affordability.

In 2014 the Company was faced with the strategic decision to provide more access in Kingston & St Andrew, where demand grew faster than in St Catherine. Despite a steady increase in case numbers at the Portmore branch, St Catherine remained primarily a dormitory community, with its residents travelling to Kingston to work, attend school and do business, returning home after regular business operating hours. The Portmore

branch therefore was perhaps before its time and in 2014 the decision was made to close its doors. With the closure of the Portmore branch, the Company's footprint was temporarily reduced to two (2) branches until November 2016, when a new location was opened at 129 Old Hope Road in Liguanea, St Andrew. This branch provided easy access to the communities of Mona, Hope Pastures and other Kingston 6 and 8 addresses. The new 129 Old Hope Road branch both supported growth and enhanced the patient experience so that the increased demand for services could be managed across three (3) locations, facilitating more scans per day and a shorter wait time for appointments. The 129 Old Hope Road operations began with three modalities – X-Rays, Ultrasounds and CT scans. That same year the Company changed its brand name to Apex Radiology to commemorate its 20th anniversary. In April 2019, the Company expanded again, taking the Apex Radiology brand to Ocho Rios. This expanded our footprint to four (4) locations.

LOOKING AHEAD

Image Plus Consultants Limited remains a Company founded on strong values, rooted in excellent patient care and committed to quality reporting. Our team of eleven (11) full and part-time Consultant Radiologists and over seventy (70) support team members are individuals who are passionate about what we do. Guided by our Board and the nobility of our mission, we look forward to the future with hope. We will always seek to explore opportunities to grow, serving more and more of our fellow Jamaicans and patients referred from the wider Caribbean community.





Apex (Radiology) Ocho Rios has been my go-to for radiology services for my patients, family, friends and myself since they arrived in Ocho Rios. The customer service in Ocho Rios is unrivalled; the staff members recall names and faces. The attention to detail in the Radiologists' reports and the fact that 'concerning' reports are sent to me expeditiously by email are a plus. Apex (Radiology) treats you like family. Everyone who walks through their doors is treated with respect, and their dignity is maintained. I trust Apex Radiology with my patients' health and well-being and also mine.



Dr. Petra T. Hines
MD



**DR. KARLENE
MCDONNOUGH**
CHAIRMAN

CHAIRMAN'S REPORT



“

It is with great pleasure and a sense of gratification that I present the first annual report of **Image Plus Consultants Limited (IPCL)** as a publicly traded company.

”

Our financial year (FY), March 1, 2022 to February 28, 2023, was an exciting mix of challenges, new directions and great achievements, which culminated in our successful IPO in late December 2022 and our listing on the Jamaica Stock Exchange's Junior Market on January 20, 2023. This was all made possible by a dedicated team committed to excellence.

IPCL was founded 27 years ago to provide affordable, patient-centric health care for persons from all walks of life within the limited private imaging services that existed at that time. Since inception, our clientele has included private and public patients, as we have always extended significant discounts to public hospitals and government clinics. Over the past 27 years, we have remained committed to our vision and mission and have increased our reach by establishing multiple imaging centres and expanding our number of reporting Radiologists from 2 to 12.

Our top priority has always been, and will continue to be, **Quality Patient Care** as we now navigate this new challenge of sharing the rewards of continued growth and expansion of service with

our new shareholders through the Jamaica Stock Exchange.

The financial highlights of the past year include the growth in gross revenue, which increased from J\$777M in FY 2022 to just under J\$1.1B in FY 2023. This represents growth of 40.7% and a significant milestone for the Company in attaining the target of J\$1B in revenue. We are particularly grateful for this achievement as we reflect on the not-so-distant ravages of the COVID-19 pandemic that we have all struggled through. During this challenging period, the Company played a significant role in supporting the Government's Public-Private partnership by taking the necessary steps to maintain operational hours and adequate staff coverage, including introducing emergency on-call services and expanding interventional procedures. Throughout the year, we also remained focused on our team members' welfare and morale.

We were able to increase our profit before tax by 95% through strong budgetary and management strategies, as well as timely equipment servicing. One of the most significant risks faced by the Company is equipment downtime. We were fortunate that this risk did not significantly affect our performance during the period. We were often able to mitigate due to some redundancy in our equipment across multiple modalities.

In November 2022, our Ocho Rios Branch was relocated to a more visible, spacious location at White River North Commercial Complex. The move allows us to provide a more comfortable setting for our patients and team members. It is also critical to our plans for expanding our services to include mammography and MR imaging in that

70 FT
21
region. These plans are well underway, and we hope to complete the project by the third quarter of the 2024 financial year. We will also shortly add mammography to the modalities offered at our Molynes Road branch in Kingston.

As we continue to focus on growth in FY 2024, the Board will be turning its attention to the relocation of our Winchester Road branch to allow space for expansion, exploring the feasibility of increasing our equipment stock to increase patient numbers and reduce waiting time, as well as to mitigate against equipment downtime.

I wish to recognise, commend and congratulate my fellow Board members, our senior managers and every team member of IPCL for a stellar year of achievements. To our referring doctors, patients and shareholders, we wish to say a big thank you for your support and assure you that we all remain committed to serving you and all of Jamaica with humility, compassion and excellence.





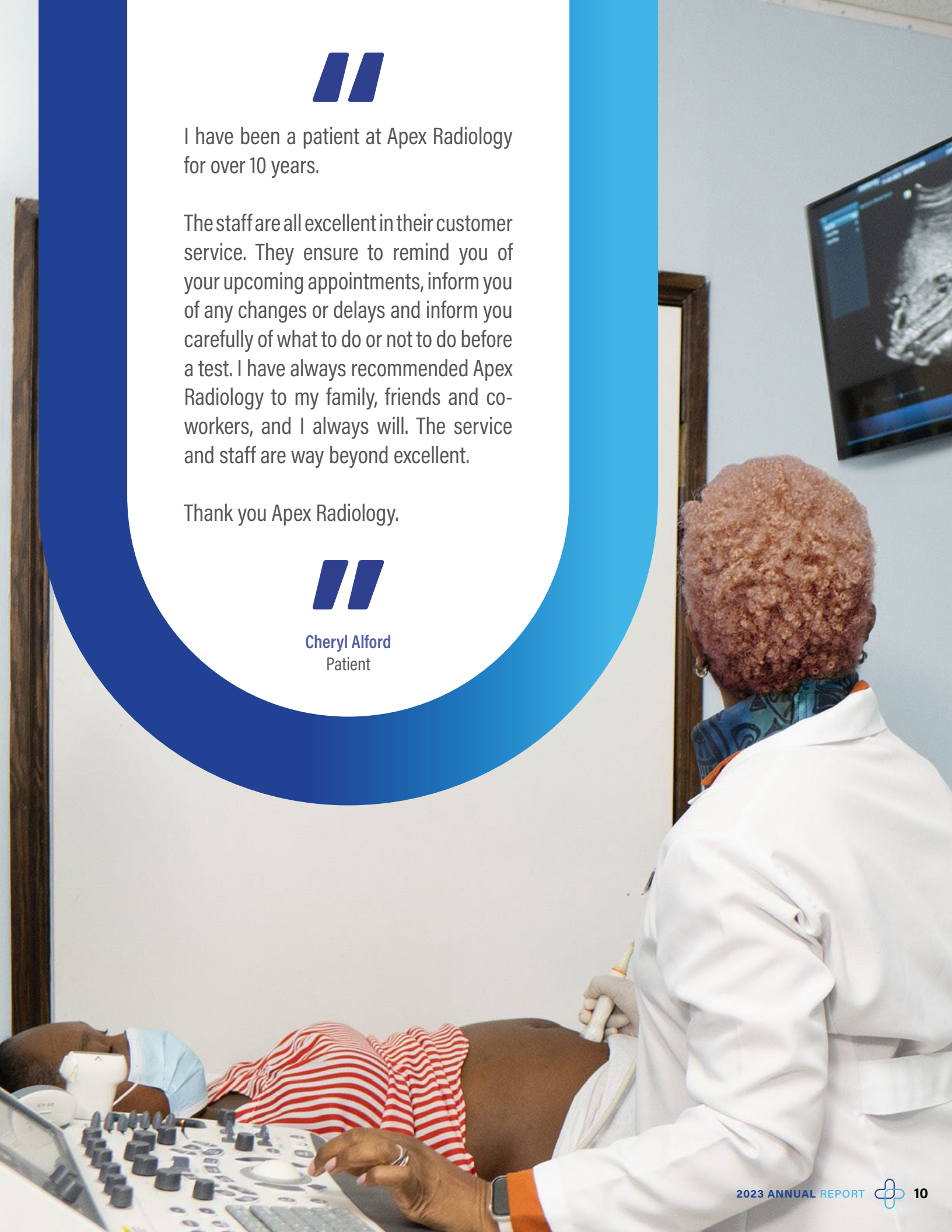
I have been a patient at Apex Radiology for over 10 years.

The staff are all excellent in their customer service. They ensure to remind you of your upcoming appointments, inform you of any changes or delays and inform you carefully of what to do or not to do before a test. I have always recommended Apex Radiology to my family, friends and co-workers, and I always will. The service and staff are way beyond excellent.

Thank you Apex Radiology.



Cheryl Alford
Patient





DR. MARIAN ALLISON-VAUGHN
COMPANY SECRETARY

DIRECTORS' REPORT

The Directors of Image Plus Consultants Limited (the Company) are pleased to present their report for the year ended February 28, 2023, and submit the Consolidated Income Statement and the Consolidated Statement of Financial Position. We are humbled by the support and confidence placed by you, our shareholders, as a newly listed public company.

The Company has delivered its best year of performance since its incorporation in 1996. Directors are optimistic about the Company's strategic path and, despite any short-term economic headwinds, anticipate that the Company's trajectory of performance will continue in the year ahead.

FINANCIAL RESULTS

Revenue of \$1.093.8B

Highest in Company's history (FY 2022: \$777.0M)

Profit Before Tax of \$252.9M

Highest in Company's history (FY 2022: \$113.1M)

Earnings per share of \$0.23 (FY 2022: \$0.09)

Full details of the Company's results are set out in the Management Discussions and the audited financial statement as at February 28, 2023.

DIVIDENDS

The Directors recommend that the interim dividends paid on November 30, 2022, and June 21, 2023, be ratified and declared as final and that no further dividend be paid in respect of the year under review.

DIRECTORS

In accordance with Article 105 of the Company's Articles of Incorporation, the Directors retiring are Dr Karlene McDonnough, Dr Lilieth A. Bridgewater and Dr Gordon Bradshaw. Being eligible, they offer themselves for re-election.

Per Article 106, the directors have the authority to appoint any other person to be a Director of the Company, either to fill a casual vacancy or as an addition to the Board. Accordingly, Director Karl Townsend was appointed by the Board of Directors as an addition to the Board since the last Annual General Meeting, and therefore retires at this Annual General Meeting, in accordance with Article 106 of the Company's Articles of Incorporation and, being eligible, offers himself for re-election.

AUDITORS

The auditors, HLB Mair Russell, have indicated their willingness to continue in office, pursuant to Section 154 of the Companies Act, 2004. A resolution proposing the appointment and for the directors to fix the auditor's remuneration will be put to the shareholders at the Annual General meeting.

The Board uses this opportunity to applaud the hardworking IPCL team for their efforts and thank our referring physicians and their patients for the trust and confidence placed in the Company. We remain steadfast on our journey to being the premier diagnostic facility in Jamaica.

To you, the shareholders, we express our sincere gratitude for the opportunity to act in your best interest and oversee the governance and performance of the Company. On your behalf, we hold steadfast in providing oversight of the Company's strategic plans, ensuring that Management delivers results that will provide an attractive return on your investment.

By Order of the Board

Dated this 26th day of June, 2023

Dr Marian Allison-Vaughn
Company Secretary



I commend Apex (Radiology) for proudly providing clear, accurate and precise imaging and reports, which are always done by their team of professionals. I recommend family, friends and others to get affordable and excellent healthcare; diagnostic service at Apex Radiology while maintaining privacy and confidentiality. Apex is a plus for me and others and will be for you too.



C. A. Williams
Patient

CORPORATE DATA



FINANCIAL INSTITUTIONS

BANK OF NOVA SCOTIA

Scotia Centre
15 Elgin Road, Kingston

SAGICOR BANK JAMAICA LIMITED

17 Dominica Drive,
Kingston 5

JAMAICA MONEY MARKET BROKERS LIMITED

6 Houghton Terrace,
Kingston 10



AUDITORS

HLB MAIR RUSSELL CHARTERED ACCOUNTANTS

3 Houghton Avenue
Kingston 10



LEGAL ADVISORS TO THE COMPANY

HART MUIRHEAD FATTA ATTORNEYS AT LAW

VM Building, 2nd Floor,
53 Knutsford Boulevard
Kingston 5

HARRISON & HARRISON

16 Hope Road,
Kingston 10

REMUNERATION, CORPORATE GOVERNANCE & NOMINATION BOARD COMMITTEE REPORT

As Directors, we strive to govern Image Plus Consultants Limited (IPCL) in a prudent and transparent manner that helps the Company achieve sustainable operating and financial performance and deliver long-term value to you, our shareholders. The Board is committed to good corporate governance, which helps us compete more effectively, sustain our accomplishments and build shareholder value.

The Board has adopted sound corporate governance principles to provide a framework for effective governance for the Company. This report provides a summary of what the Board and its Committees have accomplished over the financial year as a newly listed company. A copy of IPCLs Corporate Governance Policy can be found at <https://apex-radiology.com>.

The Board of Directors have delegated authority to the Remuneration, Corporate Governance and Nominations Board Committee (the Committee) to assist in ensuring that the legal and regulatory requirements of the Company are met and that best practices are incorporated in its governance. As a part of its mandate, the Committee seeks to ensure that the individuals appointed to the Board and its committees are sufficiently qualified.

In executing its duties, the Committee is charged with;

1. Conducting annual evaluations of the Board and its committees and making recommendations with respect to the compensation, structure and effectiveness of each, and any other appropriate recommendations to the Board Members.
2. Assisting the Board in ensuring that the Company's composition, structure and policies meet all relevant legal and regulatory requirements as well as corporate governance best practice standards.
3. Developing and recommending applicable Corporate Governance Principles for board approval. These include but are not limited to;
 - the Company's Corporate Governance Policy, including the Board governance policy and charters





- reviewing proposals to resolve possible conflicts of interests of directors
 - reviewing any change in status and professional affiliation of current directors (including fulfilment of independence requirements) in order to recommend action to the Board in accordance with the Company's Corporate Governance Policy
 - development and implementation of a Board induction process for new directors and an ongoing plan of development for existing directors
 - ensuring a succession plan is in place for directors and other key roles in the company
4. Monitoring trends and best practices in corporate governance and nomination practices in order to properly discharge its duties.
 5. Considering board vacancy candidates on merit and against objective criteria and with due regard for the benefits of diversity on the Board, including gender, taking care that appointees have enough time available to devote to the position.
 6. Making recommendations regarding the compensation of board members, ensuring reasonability.

The members of this Committee are accountable to both the board and the shareholders. The deliberations of the Committee do not reduce the individual and collective responsibilities of Board members regarding their fiduciary duties and responsibilities. All board members must continually exercise due care and judgement in accordance with their legal obligations. The table below outlines the register of meeting attendance for FY ended February 28, 2023.

| DIRECTOR | STATUS | MEETINGS HELD | MEETING ATTENDED | ATTENDANCE RECORD |
|--------------------|--|---------------|------------------|-------------------|
| Carolyn DaCosta | Chairman - Mentor & Independent Director | 1 | 1 | 100% |
| Jacqueline Leckie | Member - Independent Director | 1 | 1 | 100% |
| Karlene McDonnough | Member - Non-Executive Director | 1 | 1 | 100% |

As a newly listed public Company the Committee, supported by the Board, strived to ensure that the Directors received a thorough introduction to their role and that all Directors have access to the resources they need to focus on ongoing development. On the recommendation of the Committee which is chaired by the Company's mentor, further training for all board directors has been arranged for between Q1 and Q2 of FY 2024. The topics that will be covered are;



As part of its mandate, the Committee met and made recommendations to the Board for its ratification in Q1 FY 2024 the following;

- IPCL's Corporate Governance Policy
- IPCL's Code of Conduct & Ethics for Directors
- IPCL Board of Directors Handbook

It is planned that for FY 2024, the Committee will meet a minimum of four times.

Shareholder engagement

The Board is committed to maintaining and improving dialogue with Shareholders to ensure that the objectives of both IPCL and its Shareholders are understood and aligned. The Board, therefore, commits to an open door policy whereby any Shareholder may contact the Chairman, Corporate Secretary or Mentor by sending emails to Shareholder@apex-radiology.com. The Board also views the Annual General Meeting as an opportunity to communicate with and engage our Shareholders. Thank you in advance for your partnership as we strive to support the Nation's health and consistently growing Shareholder value.



AUDIT COMMITTEE REPORT

The Audit Committee is a standing committee appointed by the Board of Directors of Image Plus Consultants Limited (IPCL) to independently review the financial performance and health of the company. The members of this Committee are accountable to both the Board and the shareholders, and the majority of the committee members are non-executive and independent. The deliberations of the Committee do not reduce the individual and collective responsibilities of Board members in regard to their fiduciary duties and responsibilities, as all board members must continually exercise due care and judgement in accordance with their legal obligations. The purpose of the Committee is to:

1. Assist the Board of IPCL in its oversight of the integrity of the Company's financial reporting, including supporting the Board in meeting its responsibilities regarding financial statements and the financial reporting systems and internal controls;
2. Monitor, on behalf of the Board, the effectiveness and objectivity of internal and external auditors;
3. Assess, on behalf of the Board, the effectiveness of the Company's key controls framework across the following areas:
 - Conflicts, ethics and independence
 - Financial and financial crime prevention
 - Operational risk
 - Compliance
 - Quality

The Committee held its first meeting in November 2022. During the remainder of FY 2023, the Committee reviewed and approved the external audit plan, analyzed the results of an externally contracted assessment of the company's IT network, including penetration vulnerabilities and ensured compliance with accounting standards and principles. In Q1 financial year 2024, the committee reviewed and approved the quarterly and annual financial reports.

The table below outlines the register of meeting attendance for FY 2023.

| DIRECTOR | STATUS | MEETINGS HELD | MEETING ATTENDED | ATTENDANCE RECORD |
|-------------------|---------------------------------|---------------|------------------|-------------------|
| Jacqueline Leckie | Chairman – Independent Director | 1 | 1 | 100% |
| Carolyn DaCosta | Member – Independent Director | 1 | 1 | 100% |
| Leon Vaughan | Member – Non-Executive Director | 1 | 1 | 100% |

For FY 2024, the Audit Committee will meet a minimum of four times following the end of each quarter. In addition, a meeting may be called at the request of the Chairman or any member of the Committee or the external auditors.

25 FT
7,62 M



DIRECTORS' PROFILES



DR KARLENE MCDONNOUGH
BSc. (Hons), MBBS, DM

BOARD CHAIRMAN

Dr. McDonnough, Co-founder of the Company, has been a Consultant Radiologist for 30 years. She earned a BSc. with honours in Natural Sciences at the University of West Indies before being awarded a Bustamante Scholarship in 1981 to attend Medical School. In 1986, she graduated from the UWI Faculty of Medicine with a Bachelor in Medicine and Surgery (MBBS). She earned her Doctor in Medicine (DM Rad) in 1992. Dr McDonnough was awarded a Fellowship at the Montreal General Hospital to pursue a sub-speciality in Nuclear Medicine. From 1992 to 1993, Dr. McDonnough served as a Consultant in the Radiology Department of the University Hospital of the West Indies (UWHI). She headed the Radiology Department at Nuttall Hospital from 1993 to 1996 and the UHWI Nuclear Medicine Department from 1993 to 1999.

In February 1996, along with three partners, Dr McDonnough founded Image Plus Consultants Limited. She served as Managing Director from 1996 to 2012, leading the company's expansion, with two new branches opened during that time. Dr McDonnough remains an active Consultant Radiologist and is the Chairperson of the Board of the Company. She is married with one daughter and one grandson.



DR L. ANN ROBINSON-BRIDGEWATER
MBBS, DM

DIRECTOR

Dr L. Ann Robinson-Bridgewater, Consultant Radiologist and Jamaica Independence Scholar of 1979, graduated from the University of the West Indies (UWI) with an MBBS degree in 1984. She pursued postgraduate studies in Radiology at UWI, with a Fellowship in the Republic of Ireland. On achieving her Doctor of Medicine (DM) in Radiology in 1993, she was appointed as a Consultant Radiologist and Lecturer at the UHWI and UWI, respectively, from 1993 to 2004.

Dr Bridgewater specializes in Cross-sectional Imaging and Interventional Radiology and completed a fellowship in the former at the Jackson Memorial Hospital at the University of Miami in 1998.

Today she continues to work as an active Consultant Radiologist and Director in the Practice. Her marriage produced four (4) children with whom she enjoys spending quality family time.



DR STEVEN LEWIS
MBBS, DM

DIRECTOR

Dr Steven Lewis, Consultant Radiologist, graduated from UWI in 1994 with an MBBS degree. He completed his DM in Radiology in 2003, including a one-year elective in the UK with a special emphasis on pediatric imaging. His experience includes three years in the Radiology department at the Kingston Public Hospital.

Dr Lewis has been a Consultant Radiologist with Image Plus Consultants for over 12 years and a Director of the Company for over two years. Happily married, Dr Lewis is a father to two (2) children.



DR MARIAN ALLISON-VAUGHN
MBBS, DM

COMPANY SECRETARY

Dr Marian Allison-Vaughn professionally, a UWI-trained general Radiologist, completed her DM in Radiology in 2009. She joined Image Plus Consultants Limited in 2009 and became a company director the following year. Dr Vaughan is interested in cross-sectional imaging and has done electives in this area both at Jackson Memorial Hospital in Florida, USA and the City Hospital NHS in Nottingham, UK.

She is a member of the Jamaica Association of Radiologists. Dr Allison-Vaughn is married with two (2) children and enjoys gardening and cycling.



DR GORDON BRADSHAW

DIRECTOR

Dr Gordon Bradshaw is a founding member of Image Plus Consultants Limited. He is a dental surgeon with experience in Jamaica's financial, information technology and agricultural sectors.

He is married with four (4) children and enjoys cooking for his family.



CAROLYN DACOSTA

MENTOR / INDEPENDENT DIRECTOR

Carolyn holds a certificate in Corporate Governance from Harvard Business School, an MBA in Finance, a Diploma in International Compliance from the Manchester Business School in the UK, a Bachelor of Laws degree from the University of London and a Bachelor of Arts degree from the University of the West Indies Mona. Additionally, Carolyn is a Fellow of the International Compliance Association and a Justice of the Peace for the parish of St. Catherine. She has vast experience in the areas of governance and regulations. She has been the Corporate Secretary for the JMMB Group since March 18, 2008, and as Group Chief Compliance Officer since June 26 2012.

In her role as a board mentor for IPCL, Carolyn ensures that the Board is guided on what is required as a listed company. She also provides the Board with support and regulatory / compliance matters.

DIRECTORS' PROFILES



DR JACQUELINE LECKIE

INDEPENDENT DIRECTOR

Dr Jacqueline Leckie brings extensive knowledge and experience in financial accounting and analysis and IT and business re-engineering to the Board. She holds a doctorate in Business Administration from the Mona School of Business, UWI, having previously attained her MSc in Management Information Systems from the University of the West Indies. A Fellow of the Chartered Association of Certified Accountants (FCCA), she is also a Certified Information Systems Auditor (CISA).

Jacqueline is the Chief Digital Strategist for Paramount (Trading) Jamaica Limited, having previously served at Key Insurance, the Caribbean Maritime University (where she was Vice President), Grace Kennedy Limited and the Lasco Group of Companies. Despite her many accolades,

Jacqueline's two (2) children would admittedly be the achievements of which she is most proud.



DR LEON VAUGHAN

NON-EXECUTIVE DIRECTOR

Dr Leon Vaughan is a Consultant Ophthalmologist practising in Jamaica since 1999. He is a Fellow of the Royal College of Surgeons of Edinburgh, a member of the Ophthalmological Society of the West Indies, the International Council of Ophthalmology, the Pan American Association of Ophthalmologists and various other Medical Associations.

He is the Managing Ophthalmologist of the Focused Ophthalmics Group and the Glaucoma Diagnostic Unit.

Dr Vaughan was recently the Head of Department at the Paediatric Ophthalmology Department of the Bustamante Hospital for Children, which he established in 2001.



KISHA ANDERSON

EXECUTIVE DIRECTOR / CHIEF EXECUTIVE OFFICER

Mrs Kisha Anderson joined the Image Plus team in a consultant capacity in January 2020. In her role, she works alongside the Board of Directors in charting the strategic direction for the Company, ensuring that the desired stakeholder objectives are achieved. On a day-to-day basis, she leads the management team to ensure that the financial and patient service goals are achieved.

Kisha brings over two decades of experience in the financial sector to the Company, her last office being that of the Country CEO for the JMMB Group in Jamaica. She currently serves on boards within the financial sector in Jamaica, Trinidad & Barbados. She is a University of the West Indies graduate with a BSc in Environmental Sciences. In 2015 she completed a general management professional programme at Harvard University.

Kisha is a Justice of the Peace for the Parish of Kingston. She is married and has two (2) sons.

DIRECTORS' PROFILES



KARL TOWNSEND

INDEPENDENT DIRECTOR

Karl Townsend is currently the Chief Country Officer, Group Capital Markets Unit, Jamaica, at JMMB Group Limited ("JMMBGL"), having joined Jamaica Money Market Brokers Limited (now JMMBGL) in 2011. Karl has over thirty years of banking, corporate finance, and investment banking/capital markets experience garnered with the foremost financial institutions in Jamaica and overseas.

Karl holds a BSc. Degree in Economics and Management from the University of the West Indies- Mona and an MBA (Finance) from the Alliance Manchester Business School, University of Manchester. He has participated in several professional development courses in sales, sales management, credit risk and talent management. In addition, Karl has participated in executive development courses in Private Equity and Valuation at the Wharton Business School, University of Pennsylvania and Stern Business School, New York University, respectively.

Karl is a Director of Gwest Corporation Limited, a company listed on the Jamaica Stock Exchange and Winchester MRI Limited (an associate company of Image Plus Consultants Limited). He is a proud alumnus of St. Jago High School and Past President of the St. Jago Past Students' Association.



SENIOR MANAGEMENT PROFILES



ANTHONY GRIZZLE

**BIOMEDICAL EQUIPMENT &
IT SUPPORT MANAGER**

Mr Anthony Grizzle is a highly skilled electronics repair technician with over 20 years of experience planning, installing, maintaining, and repairing varying equipment. Anthony is a past student of Jamaica College, graduating in 1992 and joining the workforce immediately thereafter. Anthony sought higher education as a working student at The University of Technology, completing modular courses in electrical engineering.

As Bio-medical Equipment & IT Support Manager, he received training from Siemens Medical and Radiometer Medical and fell in love with medical electronics. Anthony ensures that the Company benefits from maximized equipment uptime and functionality. In his role at Apex Radiology, Anthony is sought out by others in the field for guidance about equipment error troubleshooting and repairs.



NICOLA BECCAN-MORGAN

CHIEF RADIOGRAPHER

Mrs Nicola Beccan-Morgan is the Chief Radiographer at IPCL. A highly talented Radiographer with extensive experience in practically all modalities, including interventional radiography, nuclear medicine, x-rays, fluoroscopy, MRI and CT. Nicola's mantra at work is "Inform, keep calm and educate the patient at all times about the procedures." Nicola is a Burwin Certified Sonographer with an Executive Masters of Business Administration. After completing her Caribbean Diploma in Radiography (CCDR) and serving a short tenure at the Kingston Public Hospital, she joined the Apex Radiology team in May 2007. As the Chief Radiographer, she supervises a team of eleven (11) radiographers. In her role, she facilitates coverage and training of the team in producing images of the highest diagnostic quality. Nicola also serves as the liaison officer for the School of Medical Radiation Technology, UWI assisting with the training of students. A stickler for safety and team building, Nicola is also the Radiation Protection Officer at Apex Radiology and plays an integral role in the Apex Staff Social Committee. The married mother of two (2) young children, Nicola spends her 'free time' playing logic and crossword puzzles.



RAMONA BROWN

**MANAGER - OCHO RIOS
& SONOGRAPHER**

Ms Ramona Brown graduated from the University of the West Indies in 2001 with a Diploma in Diagnostic Radiography. She joined the Image Plus team in 2006, offering her services as a Radiographer until 2010. She rejoined the Company in 2015 and, since 2019, has been responsible for the day-to-day performance of the newest branch in Ocho Rios. Ramona is also a professional Sonographer and practices under the direction of Radiologists employed by IPCL. A graduate of the Michener Institute of Applied Health Sciences (Canada), in 2016, she was awarded an Advanced Diploma of Health Science in Ultrasound.

Ramona has twenty years of radiography experience and five years of sonography experience and has served various high-profile organizations locally and within the Caribbean. In the short term, Ramona aims to advance her knowledge and expertise in Vascular Sonography.



KERRY MCDONNOUGH

MARCIA DOLPHY

ALTHIA JONES

MARKETING MANAGER

CHIEF ACCOUNTANT

OPERATIONS AND PATIENT AFFAIRS MANAGER

Ms Kerry McDonnough is responsible for strategic marketing planning for Image Plus Consultants and its brand Apex Radiology. Her primary day-to-day focus is the direction of the Company's three-member marketing team in the execution of the marketing plan, which includes media content, partner relations and digital marketing. Kerry is a University of North Florida graduate with a Bachelor's Degree in Business Administration. She also has other formal training in Business, Marketing, and related disciplines from the Institute of Management Sciences (Associate Degree in Business Administration) and the Jamaican Institute of Management (Diploma in Management Studies).

Kerry brings 28 years of international and local experience in sales and marketing, having worked with International and local brands in various roles. Kerry is the mother of one (1) son.

Mrs Marcia Dolphy's primary accountability is to provide oversight and management of the accounting function for the Company. In addition, she is charged with continuously working to improve business processes, reshaping and repositioning company / people / structure challenges which will augur well for the sustained and efficient growth of the Company.

She has more than twenty years of experience in Finance & Management in the private (RealDecoy), public (Air Jamaica) and nonprofit (Environmental Foundation of Jamaica) sectors. Marcia is a University of the West Indies graduate with a BSc. in Accounting.

She is married and has two (2) daughters.

Mrs Althia Jones serves as Operations and Patient Affairs Manager at Image Plus Consultants Ltd., where she is tasked with ensuring the delivery of an exceptional customer/patient experience to all who avail themselves of the diagnostic services offered by the company. She became a member of the Image Plus team in March 2001, starting as a Customer Service representative. Within a few years, she was promoted to Customer Service Supervisor and, after that, to Senior Supervisor in the Customer Service Department. With over 19 years of experience in helping to improve customer satisfaction and strengthen brand loyalty, she attained the job she now occupies in 2019. Before joining the company, Althia worked at Apex Health Care Associates and Jamaica Trade & Invest (now JAMPRO). She has completed professional courses in Marketing, General Business Principles / Secretarial Studies, Customer Service and Leadership.

Althia is married and has one child.

70 FT
21,3 M



Apex Radiology is a shining example of a Jamaican company that has kept pace with the changing needs of the industry while maintaining a steadfast commitment to patient care. I would enthusiastically recommend Apex Radiology to anyone seeking high-quality diagnostic imaging services in Jamaica. Patients can trust Apex Radiology for top-quality imaging services, and investors can be confident in the company's strong business model and commitment to excellence."

25 FT
7,62 M



Dr. Osmond Tomlinson
MBBS, DCH, JP.

6





MARKETING REPORT





MARKETING REPORT

The Image Plus Consultants Limited (IPCL) Marketing team, consisting of a Manager and two Marketing Executives, is charged with keeping the flow of communication between the Company and referring private Doctors, Public Hospitals and facilities. This is mainly achieved through face-to-face interactions where we have the opportunity to gain feedback regarding our service, offer solutions to enhance the doctor and patient experience in interacting with the Company and advise on new services offered. Coupled with these one-on-one interactions, we strategically promote the Company's brand through multiple avenues to ensure the reach of our service offerings and general information to the Jamaican public. Our investment in Marketing for the fiscal year 2023 was 2.37% of total revenue.

SUPPORTING ONGOING EDUCATION & THE BUILDING OF EXPERTISE - PARTICIPATION IN MEDICAL CONFERENCES AND SEMINARS

Each year, the Company actively participates in several activities across the medical fraternity geared towards the education and advancement of diagnostic image offerings in the Jamaican healthcare industry. Our intent is to contribute to continuous learning regarding evolving practices in the industry and to aid in understanding the application of new technology. In partnership with referring physicians, our expert team provides diagnostic imaging guidance that supports them in diagnosing and treating patients.

Our participation varies depending on the topic of discussion. Through our team of reporting Radiologists, we have made presentations on best practices and how our technology supports the treatment of patients. Most recently, some

topics discussed have been the impact of Nuclear Medicine procedures and Interventional Studies on the investigation and treatment of particular illnesses.

In FY 2023, our participation was across events hosted by the Medical Association of Jamaica, KPH, Jamaica Medical Doctors Association, Jamaica Cancer Society and the Association of Obstetricians and Gynecology, among others. The participation was well received and brought awareness to how our services enhance the offerings to the public in support of a well society.



The Apex Radiology Marketing Department out in full support of JustMedz Medical Breast Cancer Awareness Blitz.

SUPPORTING HOLISTIC HEALTH - OUR COMMITMENT TO CORPORATE SOCIAL RESPONSIBILITY

As a part of our desire to support the building of strong communities, we also get involved in events that are geared towards coalescing around a common purpose. In the financial year past, these events included sponsorship of a benefit performance for Immaculate Conception High School Alumni, the Calabar Old Boys Association track meet, the St Hugh's High School Alumni fundraising event, to name a few. We prioritize sponsoring these events based on the recommendation and/or involvement or interests of our referring doctors, staff members and directors.

Our team has supported the efforts of the Jamaica Cancer Society, sponsoring many of their events throughout the year; we consider ourselves a friend of the society as they fulfil their mandate to make cancer screening affordable for a larger number of Jamaicans. In the same spirit, we participate annually in the Sagicor Sigma Run, which is a wholesome way to build team synergy and spirit and allows us to donate as one of many corporate entities to a worthy cause.



Team Apex Radiology at the start of the race posing to show their support for the Sagicor Sigma run.



Team Apex Radiology participating in the Sagicor Sigma run.

BUILDING THE STRENGTH OF THE INDUSTRY

IPCL supports the Association of Radiographers in the training and mentorship of their Radiographers. For the second year in a row, we supported their procurement of co-branded shirts for the students. In addition to our monetary support and perhaps more importantly, we facilitate work experience and on-the-job learning by hosting two to three students annually from the University of the West Indies, School of Medical Radiation. This allows them to get the practical experience, which is critical for their learning and, in many instances, the only experiential learning a Radiographer gets before graduating in instances where scan units in our public facilities are inoperable. We consider this partnership a win/win as, in many instances, the student Radiographers join our team after graduation. They would be familiar with our technical protocols and cultural norms from prior interactions, making their onboarding seamless.



Supporting the University of the West Indies School of Medical Radiation students with branded shirts and other activities.

SUPPORTING PUBLIC - PRIVATE PARTNERSHIP FOR A HEALTHIER JAMAICA

In 2019, we partnered with the Ministry of Health & Wellness (MOH&W) as a part of its Extended Health Care Service Delivery (EHCS D) Project, offering services at discounted rates to patients referred from the island's hospitals and clinics. Prior to this initiative, we offered special pricing to patients from the public health care system and continue to do so. The Company takes its role very seriously in contributing to the Jamaican landscape and enhancing the lives of all Jamaicans. To this end, we also provide donations in the way of;

- facilitating letters of commitment from the MOH&W Compassionate Care Unit
- free diagnostic scans for persons who are unable to afford
- sponsoring charitable events related to healthcare

IPO LAUNCH AND BRAND ASSOCIATION AND AWARENESS

In 2022, the Directors took the decision to list IPCL on the Junior Market of the Jamaica Stock Exchange.

Exchange. It was important to introduce the company through its official registered name which differed from the well-established brand of Apex Radiology. All branding and advertising activities reflected efforts to support building this connection. Our activities spanned a seven month period and included targeted advertising on radio, print and social media to attract potential investors. The company engaged the services of MSquared Advertising Agency for strategy and execution of these activities.



Image Plus Consultants Limited proudly lists on the Junior Market of the Jamaica Stock Exchange.



It was a full house for the Image Plus Consultants Limited listing event at the Jamaica Stock Exchange.

SUPPORTING AN ENHANCED PATIENT EXPERIENCE - OCHO RIOS OFFICE RELOCATION

In Q2 of FY 2023, Image Plus Consultants Limited relocated its Ocho Rios office to a larger, more comfortable, highly visible and functional location at White River North Commercial Complex. The company engaged the community in sensitization efforts, including a significant overhaul of billboards and road signage to ensure a seamless transition and build market presence for our patients and prospective patients. From all indications, we were successful, and our users of the facility are happy with the decision made to relocate.



A patient is treated inside Apex Radiology's new Ocho Rios Branch.

LOOKING AHEAD

In FY 2024 and beyond, our focus will be on corporate responsibility, working with the community to enhance the wellness of the Jamaican public through the support of various activities with our partners in the industry. We will also be expanding our reach with new doctors and facilities and continue to strengthen our interactions with our current referring doctors in both the private and public sectors, engaging them in discussions on their particular needs for support.

Our advertising and branding will remain geared towards educating the public on our offerings, and building awareness of the company amongst investors and patients alike, focusing on the strength of a growing, socially responsible organization committed to quality output and empathetic care.





Apex (Radiology) appreciates that a multidisciplinary approach to the care of our patients ensures the best outcome, and as such, the radiologists at Apex (Radiology) have always been willing to discuss their findings when approached. As a result, I have full confidence in their skill and knowledge and the reports issued by them, and I look forward to a continued mutually beneficial relationship."



Dr. Leslie Meade
MBBS, DM (O&G), MPH-HM, FACOG

DISCLOSURE OF SHAREHOLDINGS

AS AT MAY 31, 2023

TOP 10 SHAREHOLDERS

| NAMES | SHARES HELD | PERCENTAGES % |
|-------------------------------------|----------------------|---------------|
| Dr Karlene McDonnough | 303,417,282 | 24.48 |
| Dr Lilieth Bridgewater | 160,632,679 | 12.99 |
| Dr Gordon Bradshaw | 210,210,666 | 16.96 |
| Advance Imaging Limited | 168,565,156 | 13.60 |
| Dr Leon and Marian Vaughan | 99,155,974 | 8.00 |
| SureScan Radiology Services Limited | 49,577,987 | 4.00 |
| Jamaica Money Market Brokers Ltd | 9,000,000 | 0.73 |
| JMMB Securities Ltd | 8,500,000 | 0.68 |
| Nicholas Clarke | 4,827,597 | 0.39 |
| Lauren Yeung | 4,745,000 | 0.38 |
| Total | 1,010,015,564 | 82.21 |
| Total Issued Capital | 1,239,449,680 | |

DIRECTORS AND CONNECTED PARTIES

| NAMES | SHARES HELD | PERCENTAGES % |
|----------------------------|--------------------|---------------|
| Dr Karlene McDonnough | 303,417,282 | 24.48 |
| Dr Lilieth Bridgewater | 160,632,679 | 13.60 |
| Dr Leon and Marian Vaughan | 99,155,974 | 8.00 |
| Mrs Kisha Anderson | 2,750,000 | 0.22 |
| Ms Carolyn Dacosta | 614,561 | 0.05 |
| Dr Jacqueline Leckie | 50,000 | 0.00 |
| Dr Gordon Bradshaw | Connected | - |
| Dr Steven Lewis | Connected | - |
| | 566,620,496 | 46.35 |

| CONNECTED PARTIES | CONNECTED TO | SHARES HELD | PERCENTAGES % |
|--|--------------------|--------------------|---------------|
| Quad G Limited | Dr Gordon Bradshaw | 210,210,666 | 16.96 |
| SureScan Radiology Service Limited | Dr Steven Lewis | 49,577,987 | 4.00 |
| Combined Connected Parties Holdings | | 259,788,653 | 20.96 |
| Combined Holdings | | 826,409,490 | 67.31 |

SENIOR MANAGERS SHAREHOLDER

| NAMES | SHARES HELD | PERCENTAGES % |
|---------------------------|------------------|---------------|
| Mrs Marcia Dolphy | 200,000 | 0.016 |
| Ms Ramona Green | 532,661 | 0.043 |
| Ms Kerry McDonnough Davis | 375,000 | 0.030 |
| Mr Anthony Grizzle | 200,000 | 0.016 |
| Mrs Althia Frew Jones | 600,000 | 0.048 |
| Mrs Nicola Beccan-Morgan | 100,000 | 0.001 |
| | 2,007,661 | 0.154 |

70 FT
21,3 M

PEOPLE REPORT



Image Plus Consultants Limited staff celebrating the 27th anniversary with a church service at the TLC church in Kingston

“ People ARE AT THE CORE OF ALL WE DO! ”

At Image Plus Consultants Limited, we are committed to developing a high-performing and inclusive culture that attracts and retains the best people with expertise across the broad range of specialities needed to deliver our services. Every member of the team is passionate about delivering the best possible outcomes for our patients.

At the end of FY 2023, our team consisted of 12 full and part-time consultant radiologists and over 75 support team members. Throughout the year, the changes were;

- The addition of two (2) reporting Radiologists to expand the team, one of whom primarily focuses on reporting for our On Call service offering

- A net increase of two (2) Radiographers; five (5) Radiographers joined the team; however, three (3) were replacements for professionals who left (one migrated, one was not confirmed, and one moved on to another opportunity)
- Two (2) part-time Sonographers were hired
- One (1) Marketing Executive left to further her education overseas and was replaced internally by a Customer Service Representative who was promoted
- Three (3) temporary Customer Service team members were converted to long-term contracts
- Eight (8) Customer Service team members joined the team, representing a net increase of three (3) as five (5) were replacements for team members who left (one went back to school, three were not confirmed and one left for family reasons)
- One (1) Executive Business Partner joined the team in the last month of the financial year to provide support to the CEO and Board, given the increased responsibilities of a publicly listed entity on the junior market of the JSE.

APEX RADIOLOGY
KINGSTON ON-CALL SERVICE
 Fast, Reliable Emergency Care

Available Services:
 CT-SCANS X-RAYS

On-Call Service Schedule:
Monday - Thursday:
 4:00 PM - Midnight
Fridays:
 4:00PM - Saturday 8:00AM
Saturdays:
 2:00PM - Mondays 8:00AM
Public Holidays: 24 Hours

ON-CALL Contact:
(876) 224-2595

Available for our KINGSTON BRANCH:
**3A Winchester Road,
 Kingston 10.**

@apexradiology Apex Radiology



We aim to have a happy and fulfilled high-performing team; as such, we consider the whole well-being of our team and seek to ensure that the benefits offered are attractive and in keeping with our efforts to be an employer of choice. Our team member benefits are outlined on the following page.

70 FT
21,3 M

Up to 5 weeks performance incentive annually depending on Company and individual performance

Interest free staff loans (with criteria and limits)

Counselling for team members and their dependants at Family Life Ministries (confidential and independently managed)

Subsidized health insurance coverage

Free diagnostic imaging for team members and their dependants

Competitive vacation & sick day offerings

Though we do not have a superannuation fund, we hosted pension education forums with our team between FY 2022 and FY 2023. Two (2) financial houses made presentations on the need for retirement planning. As a result of that initiative, ten percent (10%) of our team members signed up for individual retirement accounts (IRAs) with licensed financial providers.

In addition to technical training on the job and through continuous education credits, we had external leadership development for eight (8) of our second-tier leaders as a part of our succession planning activities. They celebrated with an in-house graduation ceremony on July 28, 2022.

We are committed to caring for our people and fostering engagement and productivity through flexible work arrangements and team-building activities. We have a sports club led by Nicola Beccan Morgan (Chief Radiographer), Judith Blake Hinds (Ancillary Officer) and Kenisha Thompson (Marketing Executive - up to her departure in May 2022). This team is given an annual budget to host fun-filled activities throughout the year. Of special mention for FY 2023 was our Doctors Day Appreciation in March 2022, our Easter bun and cheese niceness, our fun day trip in June 2022 to Island Gully Falls, Our Customer Service Week celebrations in October 2022, our Radiographer Week appreciation activities in November 2022 and our staff party that was held in January 2023

to welcome the new year. At Apex Radiology, we work hard and play hard together.





TEAM EMPOWERMENT THROUGH OWNERSHIP

When the decision was made to list the company on the Junior Market of the Jamaica Stock Exchange, all staff members were offered an allocation of shares from the reserved pool allocation. Amounts were offered in keeping with years of service and people management responsibilities. To facilitate the ability of our team members to purchase shares, we also made available interest-free loans of up to fifty percent (50%) of the amount allocated to every team member. We are happy that over 80% of our team members accepted all or a portion of their special allocation; for over 75% of our team members, this investment represented their first time purchasing stocks.

ALL HANDS ON DECK FOR FY 2024

In the year ahead, given the planned introduction of new modalities, we will embark on training for all staff members to ensure a seamless rollout. In keeping with our commitment to excellence in patient care, we have also engaged an external

professional to offer customer service training for all team members. Given the specific nature of our offering, all our Radiologists will participate in this training so that the nuances in how we treat with special cases can be captured to ensure not only excellent service but service that considers the medical considerations required in every situation.

To improve the delivery of our services in FY 2024 and beyond, we are investing in global HR software used by other high-performing entities in Jamaica. This investment will ensure that we grow efficiently and that the service delivery to our team members remains in keeping with the same level of service excellence we want them to deliver to our patients and referring physicians.

As an employer of choice, Image Plus Consultants Limited will continue to invest in our people's well-being and development to ensure our high-performing, inclusive culture remains a cornerstone of our success. The future is bright, and we are thankful for our team members who ensure that we deliver on our commitment to quality care and excellence in reporting for every patient every single day!

70 FT
21,3 M



I have been using Apex Radiology for all my diagnostic tests since 2007, and I absolutely love the environment. Their friendly, courteous, professional staff and ambience have allowed my experience to be the best. I will definitely recommend using Apex Radiology as they possess two key features, which are:

1. State of the Art diagnostic machines and
2. Results are available expeditiously

25 FT
7,62 M



V. V. B
Patient

6







PERFORMANCE HIGHLIGHTS



\$1.093.8B

REVENUES



\$252M

PROFIT BEFORE TAX



\$938M

SHAREHOLDER
EQUITY



\$0.23

EARNINGS PER
SHARE



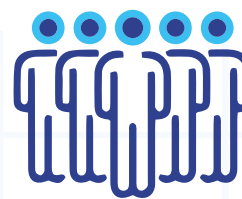
\$1.16B

ASSETS



29.5%

RETURN ON
ASSETS



54,840

SCAN COUNT

25 FT
7,62 M



KISHA ANDERSON
DIRECTOR
& CHIEF EXECUTIVE OFFICER

MANAGEMENT DISCUSSION & ANALYSIS

SUMMARY 5 YEAR FINANCIAL INFORMATION

| PROFIT & LOSS | 2023 | 2022 | 2021 | 2020 | 2019 |
|-------------------------|----------------|---------------|---------------|---------------|---------------|
| Revenues | 1,093,802,387 | 777,468,851 | 611,927,717 | 472,589,646 | 393,950,334 |
| Cost of Sales | (377,493,031) | (272,199,449) | (227,142,693) | (164,058,681) | (161,501,498) |
| Gross Profit | 716,309,356 | 505,269,402 | 384,785,024 | 308,530,965 | 232,448,836 |
| Administrative Expenses | (417,187,492) | (364,724,307) | (290,922,075) | (245,984,425) | (182,873,791) |
| Profit After Tax | 236,434,141 | 94,294,686 | 23,667,670 | 26,346,068 | 25,881,486 |

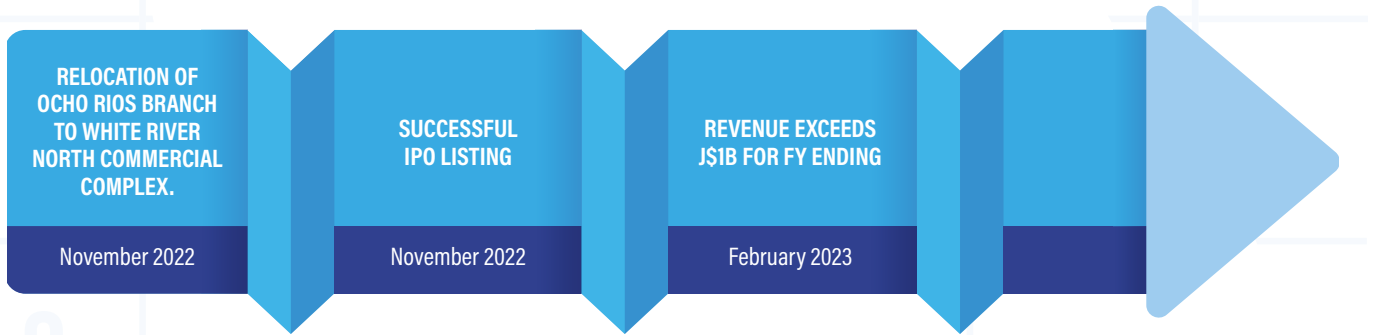
BALANCE SHEET

| | | | | | |
|---------------------|---------------|-------------|-------------|-------------|-------------|
| Total Assets | 1,158,004,386 | 447,400,338 | 363,550,440 | 291,634,158 | 253,836,366 |
| Total Liabilities | 219,988,343 | 180,557,225 | 191,002,013 | 142,753,401 | 130,969,429 |
| Shareholders Equity | 938,016,043 | 266,843,113 | 172,548,427 | 148,880,757 | 122,866,937 |

Table 1: Summary 5 Year financial Information

Twenty-seven (27) years on, Image Plus Consultants Limited remains true to its strong foundational values. Steadfast in a commitment to excellence in patient care and quality reporting, the Company continues to enjoy the support of hundreds of referring physicians in both public and private healthcare in Jamaica and the loyal services of a dedicated team of Professionals (12 full and part-time Consultant Radiologists and over 75 team members).

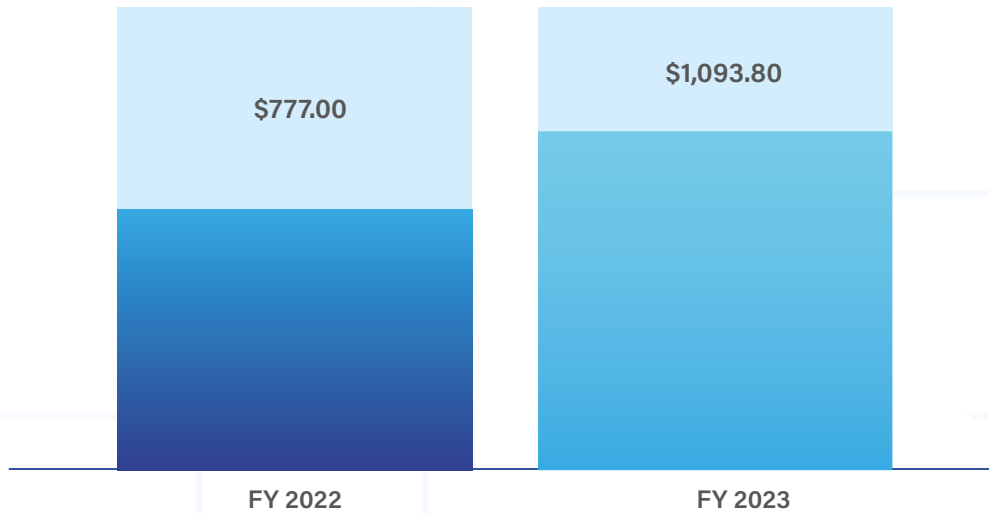
In FY 2023 the Company achieved several of its strategic milestones, positioning it for continued growth in FY 2024 and beyond.



IMPRESSIVE REVENUE GROWTH

Management is pleased to report that the Company achieved its highest revenues and net profits for the FY ended February 28, 2023. Revenues of J\$1,093.8B represent growth of J\$316.3M or 40.7% when compared with FY2022.

ANNUAL REVENUE (IN MILLIONS)

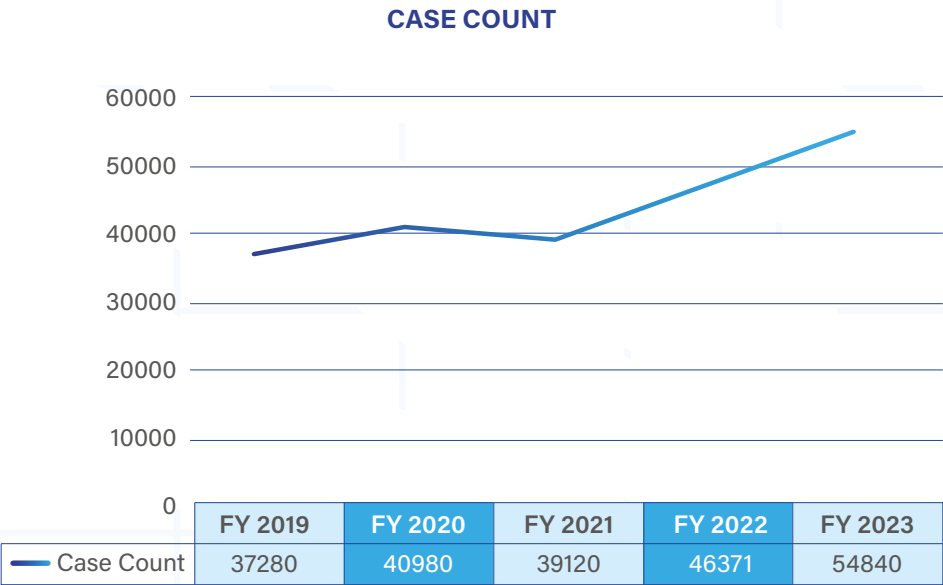


The compound annual growth rate (CAGR) in revenues over the 5-year period since FY2019 is 25.8%.

| | FY2019 | FY2020 | FY2021 | FY2022 | FY2023 |
|--------------------------|-------------|-------------|-------------|-------------|---------------|
| Facilities in Operation | 3 | 4 | 4 | 4 | 4 |
| No. of Scans/ Procedures | 37,280 | 40,980 | 39,120 | 46,371 | 54,840 |
| Revenue | 393,950,334 | 472,589,646 | 611,927,717 | 777,468,851 | 1,093,802,387 |

Table 2: Summary 5 Year Growth - Number of Facilities, Scans and Revenue

The increase in revenues is generally driven by increased scan volumes in all of our facilities (some of which are due to the MOHW ECHSD project) and, to a lesser extent, inflationary increases for some of our services. At 54,840 scans completed in FY 2023, the Company registered an impressive increase of 8,469 cases or 18.3% over FY 2022.



The increase in case count for this financial year emanated from:

- The addition of on-call services. In Q4 FY 2023, the service in Kingston began, and the service that was launched in Ocho Rios in Q3 FY 2022 also continues to grow steadily
- An increase in interventional study cases
- Our mix of cases, with the higher value CT scan cases continuing to account for over 50% of our modality case mix

Ultrasounds continue to generate the most volume activity, while CTs generate the most dollar-value revenue per modality. Our Winchester Road location continues to contribute the largest share of revenues across all our facilities as we offer more modalities from this branch and also manage more case, even for the modalities offered at the other locations.

YEARS ENDED FEBRUARY 28

| | FY2019 | FY2020 | FY2021 | FY2022 | FY2023 |
|------------------------|-----------|-----------|-----------|-----------|-----------|
| CT | 3 | 3 | 3 | 3 | 3 |
| Ultrasound | 5 | 5 | 7 | 7 | 7 |
| X-Ray | 4 | 4 | 4 | 4 | 4 |
| Fluoroscopy | 1 | 1 | 1 | 1 | 1 |
| Nuclear Medicine | 1 | 1 | 1 | 1 | 1 |
| Total Equipment | 14 | 14 | 16 | 16 | 16 |

Table 3: Summary 5 Year Number of Equipment Units in Operation

Our equipment count has remained unchanged since FY 2021, and as such, growth has resulted from increased demand and the ability for us to facilitate this demand without exceeding our capacity.

COST OF SALES

Cost of Sales increased by \$105.29M or 38.6% in FY 2023 over FY 2022, which is consistent with the rate of increase in FY 2022 relative to FY 2021. Cost of sales includes expenses related to medical supplies, imaging material, equipment repair & maintenance, electricity, lab personnel salaries and professional fees. Variations in these costs are largely determined by the number of scans done each year and any attendant increase in the per-item cost for the supplies used to complete scans.

Lab personnel salaries include the salaries of radiographers, sonographers, technicians, lab personnel and the reading fees paid to Radiologists. By personnel type;

- Radiologists are paid a set percentage of each scan read by them, and as such, the greater the volume of scans done by the Company, the greater the fees paid to Radiologists. There was, however, no change to the percentage of scan revenue per scan type paid to our Radiologists.

- There was an increase in the number of Radiographers and Sonographers employed and additional costs incurred as a result of annual salary increases and incentives paid to these staff members in FY 2023.

Equipment repair and maintenance costs decreased year over year as we procured a new fluoroscopic unit from Siemens, retiring the old unit and therefore reducing the necessity of repairs of the older equipment. Additionally, we upgraded one of our existing ultrasound units to a gently used refurbished unit.

Professional Fees (related to customs duties and other fees for the importation of medical supplies) grew by 54% from J\$7.9M to J\$12.3M, given our increased importation for pharmaceuticals associated with the increase in demand for our nuclear medicine offerings.

Gross Profits

Gross Profit Margin has increased marginally from 65% in FY 2022 to 65.5% in FY 2023 as a result of our gross profits increasing from \$505.3M in FY 2022 to \$716.3M in FY 2023.

Administrative Expenses

Administrative expenses at \$417.2M represent growth of 14.4% or \$52.5M year over year. It is noteworthy that these administrative expenses in FY 2023 are impacted by expenses associated with one-off costs from the initial public offer (IPO) and the recent relocation expenses of our Ocho Rios branch. As such, the outturn demonstrates judicious management of overall costs.

Net Movement on Impairment Provision

Our impairment expense/(recovery) relates to our trade receivables based primarily on the number of days that the receivable is past due in line with the requirements of IFRS 9. In FY 2022, as GOJ covid-19 restrictions eased and the MOHW and our insurance partners resumed "normal operations", payments to us were made within the contracted period, resulting in a "write-back" of our impairment provision. No impairment provision was recorded in FY 2023 as we procured a written commitment from MOHW for payment

of the outstanding receivable due from them in a specific time frame.

Depreciation and Amortization

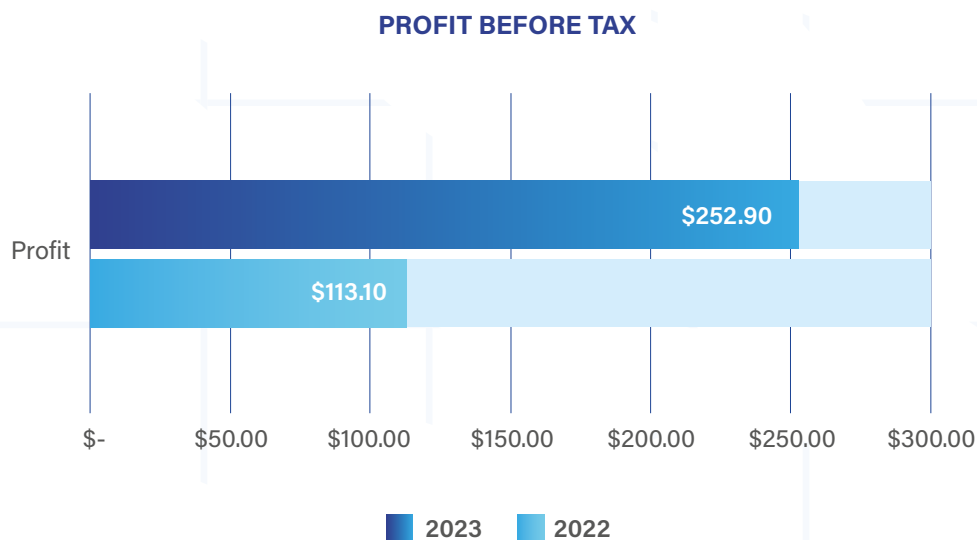
The increase in depreciation is due to the acquisition of the new fluoroscopy unit.

Operating Profit

Operating Profit increased from \$115.1M in FY 2022 to \$255.8M in FY 2023, driven by prudent expense management and increased Gross Profit. The operating profit margin has increased impressively from 14.8% in FY 2022 to 23.4% in FY 2023. This outturn reflects how the Company benefits from efficiencies realized due to economies of scale; our total expenses (cost of sales + administrative expenses) only grew by 24.8%, relative to revenue growth of 40.7%.

Finance Income

This figure includes gains on Financial Investment and interest income.



At J\$252.0M, the Profit Before tax (PBT) reflects growth of 122.9% over FY 2022 and is the highest ever recorded in the Company's history. Profit after tax at J\$236.4M reflects growth of 150.7% or J\$142.1M year-over-year, also the highest amount recorded in the Company's history. For FY 2023,

the Company would have paid income tax for the ten (10) months prior to it being listed on the JSE. For FY 2024, we will not have any corporate income tax in keeping with our tax status of being a JSE Junior Market listed entity.

Balance Sheet Growth

At the end of FY 2023, Total Assets stood at \$1.16B, a \$710M increase when compared to the J\$447.4M in Total Assets for FY 2022. The acquisition of the new fluoroscopy unit and the increase in leasehold assets due to the relocation of our Ocho Rios operations accounted for the increase in property, plant and equipment.

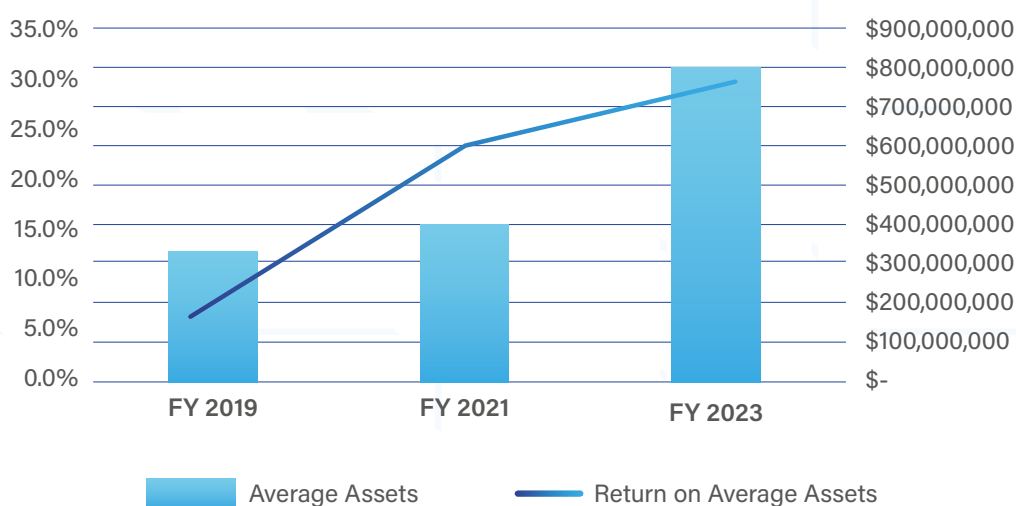
The increase in trade receivables resulted from the significant increase in volumes and revenues. Management continues to actively manage these receivables, and written commitments have been received from the largest payor, which gives us confidence that these receivables will continue to be honoured.

The increase in financial investments resulted from the proceeds of our IPO in January 2023.

Total Liabilities grew by \$39.4M when compared to FY 2022, due largely to the increase in Borrowings associated with the new fluoroscopy machine.

Shareholders' Equity grew by \$671.2M to \$938M in FY 2023. This was due to the increase in our share capital of \$464.7M from our recent IPO, plus growth of \$206.4M in retained earnings as a result of our significant profit for the year.

RETURN ON AVERAGE ASSETS



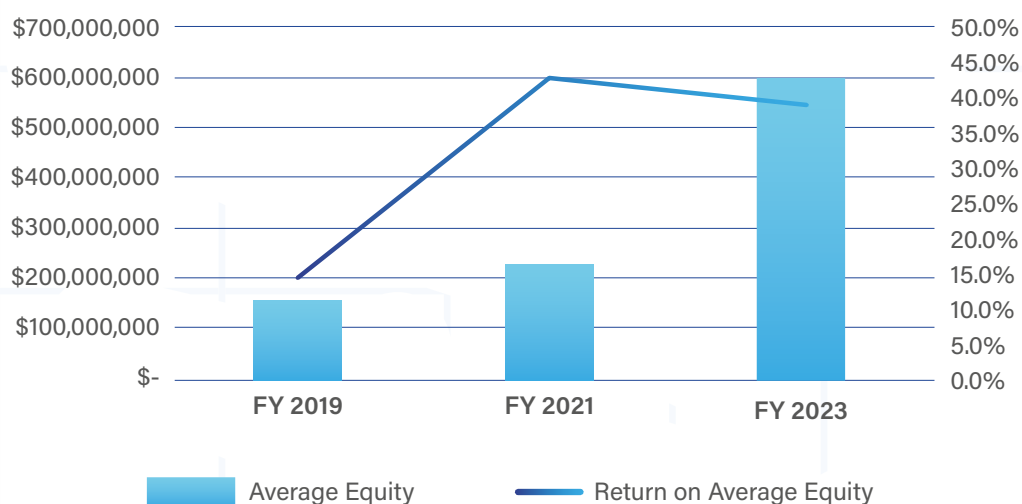
Return on Average Assets increased year-over-year from 23.3% in FY 2022 to 29.5% in FY 2023.

SHAREHOLDERS' EQUITY

| | FY2021 | FY2022 | FY2023 |
|----------------------------|--------------------|--------------------|--------------------|
| Capital and Reserve | 4 | 4 | 4 |
| Share capital | 1,027,000 | 1,027,000 | 465,765,789 |
| Fair value reserve | 4,334,664 | 4,334,664 | 4,334,664 |
| Retained earnings | 167,186,763 | 261,481,449 | 467,915,590 |
| Total Equity | 172,548,427 | 266,843,113 | 938,016,043 |

Table 4: Summary 3 Year - Shareholders Equity

RETURN ON AVERAGE EQUITY



Return on Average Equity (ROAE) was 39.2% in FY 2023, down from 42.9% in FY 2022. This was due to the increase in share capital as a result of our IPO

Cash Flows

The following table summarizes key components of our sources and uses of cash for the financial years FY 2019 – FY 2023.

| SUMMARY CONSOLIDATED STATEMENT OF CASH FLOW FOR 5 YEARS ENDED FEBRUARY 2019, 2020, 2021, 2022 AND 2023 (IN JAMAICAN DOLLARS) | | | | | |
|---|-------------------|-------------------|-------------------|-------------------|-------------------|
| | FY2019 | FY2020 | FY2021 | FY2022 | FY2023 |
| Net Cash used in Operating Activities | 34,212,751 | 33,389,072 | 42,291,532 | 96,104,208 | 114,182,961 |
| Net Cash used in Investing Activities | (39,206,142) | (66,154,934) | (42,954,075) | (27,706,696) | (582,020,731) |
| Net Cash provided by Financing Activities | 5,412,256 | 24,394,240 | 8,355,737 | 41,905,193 | 474,197,350 |
| Net Increase/ (Decrease) in cash & Cash Equivalents | (10,414,647) | (8,371,622) | (7,693,194) | (26,492,319) | (6,359,580) |
| Cash & Cash Equivalents at the beginning of the Year | 35,701,170 | 25,286,523 | 16,914,901 | 24,608,095 | 51,100,414 |
| Cash & Cash Equivalents at the End of the Year | 25,286,523 | 16,914,901 | 24,608,095 | 51,100,414 | 57,459,944 |

Table 5: Summary Consolidated Statement of Cash Flows for last 5 Financial Years ended February 28

The Company has generated positive cash flows from operations for each of the five (5) years under review based primarily on its consistent annual net profits after tax and prudent management of working capital. We continue in FY 2023 to generate more cash from core business activities. Net cash used in investing activities comprises acquisitions of imaging equipment, property, motor vehicles and computers. In FY 2023, the primary acquisition was that of the fluoroscopy unit, which was deployed in the Winchester branch to replace the older unit.

Net cash provided by financing activities comprises proceeds from and repayment of bank loans, director's loans and repayment of director's loans, repayment of and interest paid on leases (Right of Use Assets) and the increase in share capital and issuing of shares.

Liquidity & Capital Resources

As at February 28, 2023 (our financial year end), we had \$57.5M in cash and cash resources, which was an increase over the FY 2022 figure of \$51.1M.

Diagnostic imaging is a capital-intensive business that requires significant cash input to fund operations. In addition to operations, the business requires a significant amount of capital for the build-out and development of new diagnostic imaging facilities, the acquisition of additional facilities and new diagnostic imaging equipment. In managing our capital and liquidity, we continue to use a mix of our cash resources and commercial bank loans to fund our capital requirements. In FY 2024, we now have the benefit of funds raised on the junior market of the JSE to fund the Company's growth.

We continue to meet the lending covenants on all our Borrowings and, in early FY 2023, added \$73M in borrowings towards the purchase of the new fluoroscopy unit while repaying \$29.5M in older borrowings.

Outlook

The outlook for FY 2024 is positive, and management is committed to executing the strategic objectives targeted for sustained success for all our stakeholders.

EARNINGS PER SHARE



In the coming year, as the Company continues to grow, we will employ business process reviews to ensure that we maximize our existing capacity per modality. In addition, for FY 2024 onwards, we anticipate even further improvement in revenues with the addition of two (2) new modalities (mammography and MRI) by Q3 FY 2024. These new modalities will see an increase in the sixteen (16) pieces of equipment that we now own by three (3) to nineteen (19) and an increase in case count. Therefore, despite the potential economic headwinds, the Company's trajectory of performance for FY 2023 is projected to continue in the year ahead.

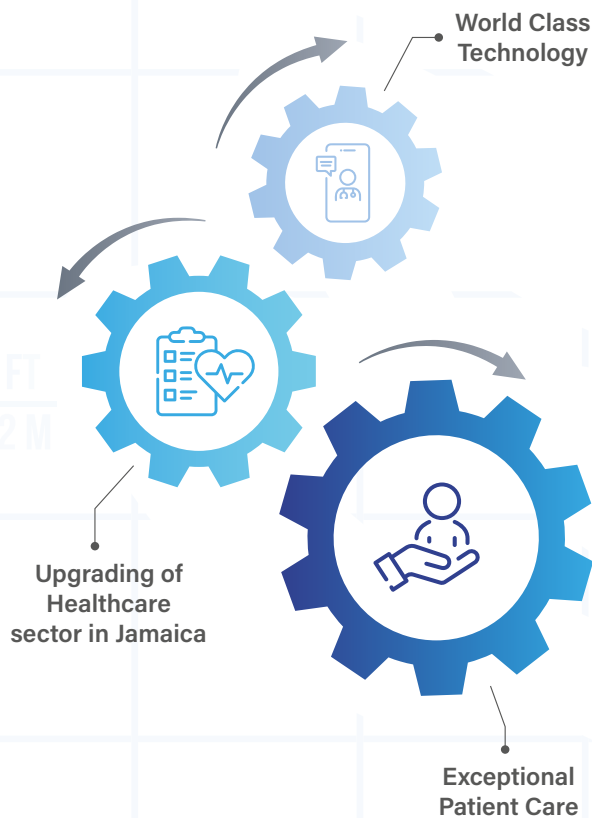
The Company continues to record enviable business growth and to grow retained earnings. Performance remains targeted from a combination of organic and inorganic methods, including;

1. increasing our footprint through the acquisition of other performing entities

2. increasing modalities offered in keeping with referring physician needs for sound patient diagnosis
3. continuing to attract competent and highly regarded talent (Radiologists, Radiographers, Sonographers, Bio-Medical Technicians and other specialized skill sets)
4. managing core efficiency, growing revenues at a faster pace than costs

With a view towards efficiency, special projects to review our receivables and inventory management processes will be commissioned. Despite overwhelmingly positive patient feedback on their experience in our branches, a planned review of the processes employed in the patient care journey will support both our maintaining excellence in this area as well as provide potential opportunities to improve efficiency, as examination room preparation and turnover would be a natural part of this review.

Every member of the IPCL team remains committed to pursuing growth and innovation while staying true to our core values and commitment to quality. The Company's financial strength provides us with the real prospect of cementing the Apex Radiology brand as a premier provider of diagnostic imaging services in Jamaica and the wider Caribbean.





FINANCIAL STATEMENT

| | |
|--|----|
| Independent Auditor’s Report | 59 |
| Statement of Financial Position | 62 |
| Statement of Profit or Loss and Other Comprehensive Income | 63 |
| Statement of Changes In Equity | 64 |
| Statement of Cash Flows | 65 |
| Notes to the Financial Statements | 66 |



Independent auditor's report

To the Members of
Image Plus Consultants Limited

Report on the Audit of the Financial Statements

Opinion

We have audited the financial statements of Image Plus Consultants Limited (“the Company”) which comprise the statement of financial position as at February 28, 2023, the statement of profit or loss and other comprehensive income, statement of changes in equity and statement of cash flows for the year then ended and notes to the financial statements including a summary of significant accounting policies.

In our opinion, the financial statements give a true and fair view of the financial position of the company as at February 28, 2023, and of its financial performance and cash flows for the year then ended in accordance with International Financial Reporting Standards (IFRS) and the requirement of the Jamaican Companies Act.

Basis for Opinion

We conducted our audit in accordance with International Standards on Auditing (ISAs). Our responsibilities under those standards are further described in the *Auditor's Responsibilities for the Audit of the Financial Statements* section of our report. We are independent of the Company in accordance with the International Ethics Standards Board for Accountants' Code of Ethics for Professional Accountants (IESBA Code) and we have fulfilled our other ethical responsibilities in accordance with the IESBA Code. We believe that the audit evidence we have obtained is sufficient and appropriate to provide a basis for our opinion.

Responsibilities of Management and those charge with governance for the Financial Statements

Management is responsible for the preparation of financial statements that give a true and fair view in accordance with IFRS and the Jamaican Companies Act, and for such internal control as management determines is necessary to enable the preparation of financial statements that are free from material misstatement, whether due to fraud or error.

In preparing the financial statements, management is responsible for assessing the Company's ability to continue as a going concern, disclosing, as applicable, matters related to going concern and using the going concern basis of accounting unless management either intends to liquidate the Company or to cease operations, or has no realistic alternative but to do so.

The Board of Directors is responsible for overseeing the Company's financial reporting process.

hlbjm.com

Partners: Sixto P. Coy, Karen A. Lewis

Kingston: 3 Haughton Avenue, Kingston 10, Jamaica W.I.

TEL: (876) 926 2020/926 2022 FAX: (876) 754 3196

EMAIL: hlb.kgn@hlbjm.com

Montego Bay: 56 Market Street, Montego Bay, Jamaica W.I.

TEL: (876) 952 2891

FAX: (876) 971 5839

EMAIL: hlb.mobay@hlbjm.com

HLB Mair Russell is an independent member of HLB the global advisory and accounting network

Independent auditor's report (cont'd)

To the Members of
Image Plus Consultants Limited

Report on the Audit of the Financial Statements (cont'd)

Auditor's Responsibilities for the Audit of the Financial Statements

Our objectives are to obtain reasonable assurance about whether the financial statements as a whole are free from material misstatement, whether due to fraud or error, and to issue an auditor's report that includes our opinion. Reasonable assurance is a high level of assurance, but is not a guarantee that an audit conducted in accordance with ISAs will always detect a material misstatement when it exists. Misstatements can arise from fraud or error and are considered material if, individually or in the aggregate, they could reasonably be expected to influence the economic decisions of users taken on the basis of these financial statements.

As part of an audit in accordance with ISAs, we exercise professional judgment and maintain professional skepticism throughout the audit. We also:

- Identify and assess the risks of material misstatement of the financial statements, whether due to fraud or error, design and perform audit procedures responsive to those risks, and obtain audit evidence that is sufficient and appropriate to provide a basis for our opinion. The risk of not detecting a material misstatement resulting from fraud is higher than for one resulting from error, as fraud may involve collusion, forgery, intentional omissions, misrepresentations, or the override of internal control.
- Obtain an understanding of internal control relevant to the audit in order to design audit procedures that are appropriate in the circumstances, but not for the purpose of expressing an opinion on the effectiveness of the Company's internal control.
- Evaluate the appropriateness of accounting policies used and the reasonableness of accounting estimates and related disclosures made by management.
- Conclude on the appropriateness of management's use of the going concern basis of accounting and, based on the audit evidence obtained, whether a material uncertainty exists related to events or conditions that may cast significant doubt on the Company's ability to continue as a going concern. If we conclude that a material uncertainty exists, we are required to draw attention in our auditor's report to the related disclosures in the financial statements or, if such disclosures are inadequate, to modify our opinion. Our conclusions are based on the audit evidence obtained up to the date of our auditor's report. However, future events or conditions may cause the Company to cease to continue as a going concern.

Independent auditor's report (cont'd)

To the Members of
Image Plus Consultants Limited

Report on the Audit of the Financial Statements (cont'd)

Auditor's Responsibilities for the Audit of the Financial Statements (cont'd)

- Evaluate the overall presentation, structure and content of the financial statements, including the disclosures, and whether the financial statements represent the underlying transactions and events in a manner that presents a true and fair view.

We communicate with the Board of Directors regarding, among other matters, the planned scope and timing of the audit and significant audit findings, including any significant deficiencies in internal control that we identify during our audit.

Report on additional matters as required by the Jamaican Companies Act

We have obtained all the information and explanations which, to the best of our knowledge and belief, were necessary for the purposes of our audit. In our opinion, proper accounting records have been maintained, so far as appears from our examination of those records, and the financial statements, which are in agreement therewith, give the information required by the Jamaican Companies Act, in the manner required.

Kingston, Jamaica

April 29, 2023


Chartered Accountants



IMAGE PLUS CONSULTANTS
STATEMENT OF FINANCIAL POSITION

Year ended 28 February 2023

| | Note | 2023 \$ | 2022 \$ |
|-------------------------------------|------|----------------------|--------------------|
| Assets | | | |
| Non-current assets | | | |
| Property, plant and equipment | (3) | 318,767,478 | 206,273,018 |
| Right-of-use asset | (4) | 2,875,597 | 6,326,313 |
| Other investments | (5) | 19,989,671 | 11,343,579 |
| Deferred tax asset | (6) | 5,822,008 | - |
| | | 347,454,754 | 223,942,910 |
| Current assets | | | |
| Due from related party | (7) | 19,655,616 | 19,505,269 |
| Trade and other receivables | (8) | 298,417,462 | 139,017,075 |
| Financial investments | (9) | 435,016,560 | 13,834,670 |
| Cash and cash equivalents | (10) | 57,459,994 | 51,100,414 |
| | | 810,549,632 | 223,457,428 |
| Total assets | | 1,158,004,386 | 447,400,338 |
| Equity | | | |
| Capital and reserve | | | |
| Share capital | (11) | 465,765,789 | 1,027,000 |
| Fair value reserve | (12) | 4,334,664 | 4,334,664 |
| Retained earnings | | 467,915,590 | 261,481,449 |
| Total equity | | 938,016,043 | 266,843,113 |
| Liabilities | | | |
| Non-current liabilities | | | |
| Borrowings | (13) | 74,613,190 | 40,071,949 |
| Lease liability | (4) | - | 3,297,593 |
| Deferred tax liability | (6) | - | 5,829,814 |
| | | 74,613,190 | 49,199,356 |
| Current liabilities | | | |
| Trade and other payables | (14) | 66,068,564 | 76,200,086 |
| Current portion of borrowings | (13) | 35,347,148 | 26,349,828 |
| Current portion of lease liability | (4) | 3,297,593 | 3,719,208 |
| Income tax payable | | 40,661,848 | 25,088,747 |
| | | 145,375,153 | 131,357,869 |
| Total liabilities | | 219,988,343 | 180,557,225 |
| Total equity and liabilities | | 1,158,004,386 | 447,400,338 |

The notes on the accompanying pages form an integral part of these financial statements.

Approved for issue by the Board of Directors on April 29, 2023 and signed on its behalf by:


_____) Chairman
Dr. Karlene McDonnough


_____) Director
Dr. Jacqueline Leckie

**IMAGE PLUS CONSULTANTS LIMITED****STATEMENT OF PROFIT OR LOSS AND OTHER COMPREHENSIVE INCOME**

Year ended 28 February 2023

| | Note | 2023 \$ | 2022 \$ |
|---|-------|--------------------|--------------------|
| Revenue | (2d) | 1,093,802,387 | 777,468,851 |
| Costs of sales | (15) | (377,493,031) | (272,199,449) |
| Gross profit | | 716,309,356 | 505,269,402 |
| Administrative expenses | (15) | (417,187,492) | (364,724,307) |
| Net movement on impairment provision | (22b) | - | 16,131,082 |
| Depreciation and amortisation | (15) | (43,233,505) | (36,425,843) |
| Other expense | (15) | (73,200) | (5,191,207) |
| Operating profit | | 255,815,159 | 115,059,127 |
| Other income | | 373,500 | 244,291 |
| Derecognition of liabilities | (17) | - | 340,551 |
| Foreign exchange (loss)/gain | | (1,132,014) | 1,493,244 |
| Gain on disposal of property, plant and equipment | | - | 233,857 |
| Finance income | (18) | 3,742,510 | 2,019,830 |
| Finance cost | (18) | (6,815,759) | (6,326,660) |
| Profit before tax | | 251,983,396 | 113,064,240 |
| Income tax expense | (19) | (15,549,255) | (18,769,554) |
| Profit for the year being total comprehensive income | | 236,434,141 | 94,294,686 |
| Earnings per share | (20) | 0.23 | 0.09 |

The notes on the accompanying pages form an integral part of these financial statements.



IMAGE PLUS CONSULTANTS
STATEMENT OF CHANGES IN EQUITY

Year ended 28 February 2023

| | Share capital \$ | Fair value reserve \$ | Retained earnings \$ | Total \$ |
|--|---------------------------|-----------------------------|----------------------------|---------------------------|
| Balance at February 28, 2021 | 1,027,000 | 4,334,664 | 167,186,763 | 172,548,427 |
| Profit for the year being total comprehensive income | - | - | 94,294,686 | 94,294,686 |
| Balance at February 28, 2022 | <u>1,027,000</u> | <u>4,334,664</u> | <u>261,481,449</u> | <u>266,843,113</u> |
| Transactions with owners | | | | |
| Dividend for the year | - | - | (30,000,000) | (30,000,000) |
| Share capital issued | 495,779,872 | - | - | 495,779,872 |
| Transaction costs | (31,041,083) | - | - | (31,041,083) |
| | <u>464,738,789</u> | <u>-</u> | <u>(30,000,000)</u> | <u>434,738,789</u> |
| Profit for the year being total comprehensive income | - | - | 236,434,141 | 236,434,141 |
| Balance at February 28, 2023 | <u>465,765,789</u> | <u>4,334,664</u> | <u>467,915,590</u> | <u>938,016,043</u> |

25 The notes on the accompanying pages form an integral part of these financial statements.



IMAGE PLUS CONSULTANTS LIMITED
STATEMENT OF CASH FLOWS

Year ended 28 February 2023

| | 2023 \$ | 2022 \$ |
|--|----------------------|---------------------|
| Cash flows from operating activities: | | |
| Profit before tax | 251,983,396 | 113,064,240 |
| Adjustments for: | | |
| Interest expense | 6,454,967 | 5,722,555 |
| Interest expense on lease liabilities | 360,792 | 604,105 |
| Interest income | (84,500) | (249,023) |
| Gain on disposal of property, plant and equipment | - | (233,857) |
| Depreciation and amortisation | 43,233,505 | 36,425,843 |
| | 301,948,160 | 155,333,863 |
| Increase in receivables | (159,400,387) | (66,353,279) |
| (Decrease)/increase in payables | (10,131,522) | 15,612,364 |
| (Increase)/decrease in due from related party | (150,347) | 759,433 |
| Cash generated from operations | 132,265,904 | 105,352,381 |
| Income tax paid | (11,627,976) | (3,525,618) |
| Interest paid | (6,454,967) | (5,722,555) |
| Net cash provided by operating activities | 114,182,961 | 96,104,208 |
| Cash flows from investing activities: | | |
| Interest received | 84,500 | 249,023 |
| Purchase of property, plant and equipment | (152,277,249) | (20,321,591) |
| Proceeds from sale of property, plant and equipment | - | 10,285,957 |
| Increase in investments | (429,827,982) | (17,920,085) |
| Net cash (used) in investing activities | (582,020,731) | (27,706,696) |
| Cash flows from financing activities: | | |
| Repayment of borrowings | (29,522,067) | (37,825,193) |
| Repayment of lease liability | (3,719,208) | (3,475,895) |
| Interest paid on lease payments | (360,792) | (604,105) |
| Proceeds from borrowings | 73,060,628 | - |
| Dividend paid | (30,000,000) | - |
| Proceeds from issue of shares | 495,779,872 | - |
| Transaction costs on issue of shares | (31,041,083) | - |
| Net cash provided by/(used in) financing activities | 474,197,350 | (41,905,193) |
| Net increase in cash and cash equivalents | 6,359,580 | 26,492,319 |
| Cash and cash equivalents at beginning of year | 51,100,414 | 24,608,095 |
| Cash and cash equivalents at end of year (Note 10) | 57,459,994 | 51,100,414 |

The notes on the accompanying pages form an integral part of these financial statements.



IMAGE PLUS CONSULTANTS LIMITED NOTES TO THE FINANCIAL STATEMENTS

Year ended 28 February 2023

1. General information and nature of operations

Image Plus Consultants Limited was incorporated under the laws of Jamaica on February 27, 1996 and is domiciled in Jamaica. The company operates from 3 locations in Kingston namely, Apex Medical Centre, Winchester Medical and Surgical Institute, 129 Pro (Liguanea) and White River Commercial Complex Shops 8,9&10, Ocho Rios, St. Ann.

The company offers diagnostic X-Ray, Ultrasound, Computerized Tomography and Intervention services under the business name of Apex X-Ray and Ultrasound Services.

The company was listed on the Jamaica Stock Exchange (JSE) Junior Market via an Initial Offering (IPO) on January 20, 2023.

2. Summary of significant accounting policies

a Basis of preparation

These financial statements have been prepared in accordance with International Financial Reporting Standards (IFRS) as issued by the International Accounting Standards Board (IASB).

Changes in accounting policies

New and revised standards that are effective during the current year

Certain new and amended standards came into effect during the current financial year. The adoption of those standards and amendments did not have a significant impact on the financial statements:

Amendments to IAS 1, 'Presentation of financial statements', on classification of liabilities, (effective for annual periods beginning on or after January 1, 2022). These narrow-scope amendments to IAS 1, 'Presentation of financial statements', clarify that liabilities are classified as either current or non-current, depending on the rights that exist at the end of the reporting period. Classification is unaffected by the expectations of the entity or events after the reporting date (for example, the receipt of a waiver or a breach of covenant). The amendment also clarifies what IAS 1 means when it refers to the 'settlement' of a liability.

A number of narrow-scope amendments to IFRS 3, IAS 16, IAS 37 and some annual improvements on IFRS 1, IFRS 9 and IFRS 16, (effective for annual periods beginning on or after January 1, 2022). Amendments to IFRS 3, 'Business combinations' update a reference in IFRS 3 to the Conceptual Framework for Financial Reporting without changing the accounting requirements for business combinations. Amendments to IAS 16, 'Property, plant and equipment' prohibit a company from deducting from the cost of property, plant and equipment amounts received from selling items produced while the company is preparing the asset for its intended use. Instead, a company will recognise such sales proceeds and related cost in profit or loss. Amendments to IAS 37, 'Provisions, contingent liabilities and contingent assets' specify which costs a company includes when assessing whether a contract will be loss-making. Annual improvements make minor amendments to IFRS 1, 'First-time Adoption of IFRS', IFRS 9, 'Financial instruments and the Illustrative examples accompanying IFRS 16, 'Leases'.



IMAGE PLUS CONSULTANTS LIMITED
NOTES TO THE FINANCIAL STATEMENTS

Year ended 28 February 2023

2. Summary of significant accounting policies (cont'd)

a Basis of preparation (cont'd)

Changes in accounting policies

New and revised standards that are effective during the current year (cont'd)

At the date of approval of these financial statements, certain new standards amendments and interpretations to existing standards have been published but are not yet effective, and have not been early adopted by the Company.

Management anticipates that all relevant pronouncements will be adopted in the Company's accounting policies for the first period beginning after the effective date of the pronouncement.

New standards, interpretations and amendments not early adopted or listed below are not expected to have a material impact on the Company's financial statements.

Narrow scope amendments to IAS 1, Practice statement 2 and IAS 8, (effective for annual periods beginning on or after January 1, 2023). The amendments aim to improve accounting policy disclosures and to help users of the financial statements to distinguish between changes in accounting estimates and changes in accounting policies.

Amendment to IAS 12 -deferred tax relates to assets and liabilities arising from a single transaction. (effective for annual periods beginning on or after January 1, 2023). These amendments require companies to recognise deferred tax on transactions that, on initial recognition give rise to equal amounts of taxable and deductible temporary differences.

b Property, plant and equipment

Land and buildings are shown at deemed cost less impairment losses, and less subsequent depreciation for buildings. All other property, plant and equipment are stated at historical cost less accumulated and impairment losses.

Subsequent costs are included in the asset's carrying amount or recognised as a separate asset, as appropriate, only when it is probable that future economic benefits associated with the item will flow to the Entity and the cost of the item can be measured reliably. All other repairs and maintenance costs are charge to other operating expenses during the financial period which they are incurred.

Repairs and maintenance expenses are charged to the statement of comprehensive income during the financial period in which they are incurred. The cost of major renovations is included in the carrying amount of the assets when it is probable that future economic benefits are in excess of the originally assessed standard of performance of the existing asset that will flow to the company; such major renovations are depreciated over the remaining useful life of the related asset.

Land is not depreciated. Depreciation on other assets is calculated on the straight-line basis at annual rates that will write off the carrying value of each asset over the period of its expected useful life. Annual depreciation rates or period over which depreciation is charged are as follows:

| | |
|-------------------------------------|-------|
| Building – Freehold | 2.50% |
| Leasehold Improvements | 10% |
| Laboratory Equipment | 10% |
| Furniture, Fixtures and Accessories | 10% |
| Computer Equipment and Accessories | 20% |

Gain or losses on disposals are determined by comparing proceeds with carrying amount. These are included in other operating income in the income statement.





IMAGE PLUS CONSULTANTS LIMITED
NOTES TO THE FINANCIAL STATEMENTS

Year ended 28 February 2023

2. Summary of significant accounting policies (cont'd)

c Investment in associate

An associate is an equity in which an investor has significant influence but not control or joint control. A holding of twenty percent (20%) or more of the voting power (directly or through subsidiaries) of an investee will indicate significant influence unless it can be clearly demonstrated otherwise.

The company uses the equity method of accounting to record its investment in associate. Equity investment is initially recorded at cost and is subsequently adjusted to reflect the investor's share of net profit or loss of the associate.

d Revenue recognition

Revenue arises from the rendering of services administered to patients. It is measured at the fair value of consideration received or receivable, excluding sales taxes and discounts.

e Foreign currency translation

Functional and presentation currency

The financial statements are prepared and presented in Jamaican dollars, which is the functional currency of the Company.

Foreign currency translations and balances

- (i) Foreign currency balances the date of the statement of financial position have been translated at the rates of exchange ruling at that date;
- (ii) Transactions in foreign currency are converted at the rates of exchange ruling at the date of those transactions;
- (iii) Gains/losses arising from fluctuations in exchange rates are included in the Statement of Comprehensive Income.

f Due from/(to) related parties

Amounts due from /(to) related parties are classified as financial assets and liabilities measured at amortised cost. These are initially recognised at the original amount received (which represents fair value) and subsequently measured at amortised cost.

g Cash and cash equivalents

Cash and cash equivalents comprise of current and savings accounts held with licensed financial institutions and cash in hand maintained by the company.



IMAGE PLUS CONSULTANTS LIMITED
NOTES TO THE FINANCIAL STATEMENTS

Year ended 28 February 2023

2. Summary of significant accounting policies (cont'd)

h Equity

Share capital is determined using the proceeds received for the shares that have been issued.

Fair value reserve represents pre-acquisition profits.

Retained earnings include all current and prior period results as disclosed in profit or loss.

i Lease

The company as a lessee

For any new contracts entered into on or after March 1, 2019, the company considers whether a contract is or contains a lease. A lease is defined as 'a contract, or part of a contract, that conveys the right to use an asset (the underlying asset) for a period of time in exchange for consideration'.

To apply this definition the company assesses whether the contract meets three key evaluations which are whether:

- The contract contains an identified asset, which is either explicitly identified in the contract or implicitly specified by being identified at the time the asset is made available to the company
- The company has the right to obtain substantially all of the economic benefits from use of the identified asset throughout the period of use, considering its rights within the defined scope of the contract
- The company has the right to direct the use of the identified asset throughout the period of use.

The company assess whether it has the right to direct 'how and for what purpose' the asset is used throughout the period of use.

Measurement and recognition of leases as a lessee

At lease commencement date, the company recognises a right-of-use asset and a lease liability on the statement of financial position. The right-of-use asset is measured at cost, which is made up of the initial measurement of the lease liability, any initial direct costs incurred by the company, an estimate of any costs to dismantle and remove the asset at the end of the lease, and any lease payments made in advance of the lease commencement date (net of any incentives received).

The company amortises the right-of-use assets on a straight-line basis from the lease commencement date to the earlier of the end of the useful life of the right-of-use asset or the end of the lease term. The company also assesses the right-of-use asset for impairment when such indicators exist. At the commencement date, the company measures the lease liability at the present value of the lease payments unpaid at that date, discounted using the interest rate implicit in the lease if that rate is readily available or the company's incremental borrowing rate.

Lease payments included in the measurement of the lease liability are made up of fixed payments (including in substance fixed), variable payments based on an index or rate, amounts expected to be payable under a residual value guarantee and payments arising from options reasonably certain to be exercised.



2. Summary of significant accounting policies (cont'd)

i Lease (cont'd)

Subsequent to initial measurement, the liability will be reduced for payments made and increased for interest. It is remeasured to reflect any reassessment or modification, or if there are changes in substance fixed payments.

When the lease liability is remeasured, the corresponding adjustment is reflected in the right-of-use asset, or profit and loss if the right-of-use asset is already reduced to zero.

Payments associated with short-term lease are recognised as an expense in profit or loss on a straight-line basis over the lease term. Short-term lease are leases with a lease term of 12 months or less.

j Financial instruments

Recognition and derecognition

Financial assets and financial liabilities are recognised when the company becomes a party to the contractual provisions of the financial instrument.

Financial assets are derecognised when the contractual rights to the cash flows from the financial asset expire, or when the financial asset and substantially all the risks and rewards are transferred. A financial liability is derecognised when it is extinguished, discharged, cancelled or expires.

Classification and initial measurement of financial assets

Except for those trade receivables that do not contain a significant financing component and are measured at the transaction price in accordance with IFRS 15, all financial assets are initially measured at fair value adjusted for transaction costs (where applicable).

Financial assets, other than those designated and effective as hedging instruments, are classified into the following categories:

- amortised cost
- fair value through profit or loss (FVTPL)
- fair value through other comprehensive income (FVOCI)

In the periods presented the company does not have any financial assets categorised as FVTPL or FVOCI.

The classification is determined by both:

- the entity's business model for managing the financial asset
- the contractual cash flow characteristics of the financial asset.

All income and expenses relating to financial assets that are recognised in profit or loss are presented within finance costs, finance income or other financial items, except for impairment of trade receivables which is presented within other expenses.



2. Summary of significant accounting policies (cont'd)

j Financial instruments (cont'd)

Subsequent measurement of financial assets

Financial assets at amortised cost

Financial assets are measured at amortised cost if the assets meet the following conditions (and are not designated as FVTPL):

- they are held within a business model whose objective is to hold the financial assets and collect its contractual cash flows
- the contractual terms of the financial assets give rise to cash flows that are solely payments of principal and interest on the principal amount outstanding.

After initial recognition, these are measured at amortised cost using the effective interest method. Discounting is omitted where the effect of discounting is immaterial. The company's cash and cash equivalents, trade and most other receivables fall into this category of financial instruments.

Financial assets at fair value through profit or loss (FVTPL)

Financial assets that are held within a different business model other than 'hold to collect' or hold to collect and sell are categorised at fair value through profit and loss. Further, irrespective of business model, financial assets whose contractual cash flows are not solely payments of principal and interest are accounted for at FVTPL.

Financial assets at fair value through other comprehensive income (FVOCI)

The company accounts for financial assets at FVOCI if the assets meet both of the following conditions:

- they are held under a business model whose objective is achieved by both collecting the contractual cash flows and selling the financial assets and
- the contractual terms of the financial assets give rise to cash flows that are solely payments of principal and interest on the principal amount outstanding.

Any gains or loss are recognised in other comprehensive income (OCI).

Impairment of financial assets

IFRS 9's impairment requirements use more forward-looking information to recognise expected credit losses – the 'expected credit loss (ECL) model'. This replaces IAS 39's 'incurred loss model'. Instruments within the scope of the new requirements financial assets measured at amortised cost and FVOCI, trade receivables, contract assets recognised and measured under IFRS 15 and some financial guarantee contracts (for the issuer) that are not measured at fair value through profit or loss.

Recognition of credit losses is no longer dependent on the company first identifying a credit loss event. Instead the company considers a broader range of information when assessing credit risk and measuring expected credit losses, including past events, current conditions, reasonable and supportable forecasts that affect the expected collectability of the future cash flows of the instrument.



2. Summary of significant accounting policies (cont'd)

j Financial instruments (cont'd)

In applying this forward-looking approach, a distinction is made between:

- financial instruments that have not deteriorated significantly in credit quality since initial recognition or that have low credit risk ('Stage 1') and
- financial instruments that have deteriorated significantly in credit quality since initial recognition and whose credit risk is not low ('Stage 2').
- 'Stage 3' would cover financial assets that have objective evidence of impairment at the reporting date.

12-month expected credit losses' are recognised for the first category while 'lifetime expected credit losses' are recognised for the second category.

Measurement of the expected credit losses is determined by a probability-weighted estimate of credit losses over the expected life of the financial instrument.

Other receivables and contract assets

The company makes use of a simplified approach in accounting for impairment of other receivables as well as contract assets and records the loss allowance as lifetime expected credit losses. These are the expected shortfalls in contractual cash flows, considering the potential for default at any point during the life of the financial instrument. In calculating, the company uses its historical experience, external indicators and forward-looking information to calculate the expected credit losses using a provision matrix.

The company assess impairment of other receivables on a collective basis as they possess shared credit risk characteristics they have been grouped based on the days past due.

Classification and measurement of financial liabilities

The company's financial liabilities include borrowings, leases and trade and other payables.

Financial liabilities are initially measured at fair value, and, where applicable, adjusted for transaction costs, unless the company designated a financial liability at fair value through profit or loss.

Subsequently, financial liabilities are measured at amortised cost using the effective interest method except for derivatives and financial liabilities designated at FVTPL, which are carried subsequently at fair value with gains or losses recognised in profit or loss (other than derivative financial instruments that are designated and effective as hedging instruments).

All interest-related charges and, if applicable, changes in an instrument's fair value that are reported in profit or loss are included within finance costs or finance income.

k Borrowings

Borrowings comprise loans and are classified as financial liabilities measured at amortised cost and are recognised initially at fair value, being their issued proceeds net of transaction costs incurred.

Subsequently, borrowings are measured at amortised cost and any difference between net proceeds and the redemption value is recognised in the profit and loss account over the period of the borrowings using the effective interest method. Interest charges are recognised in the profit or loss in the period in which they occur.



IMAGE PLUS CONSULTANTS LIMITED
NOTES TO THE FINANCIAL STATEMENTS

Year ended 28 February 2023

2. Summary of significant accounting policies (cont'd)

l Income tax

Estimates are required in determining the provision for income tax. There are some transactions and calculations for which the ultimate tax determination is uncertain. The company recognizes liabilities for anticipated tax audit issues based on estimates of whether additional taxes will be due. Where the final tax outcome of these matters is different from the amounts that were initially recorded, such differences will impact the income tax and deferred tax provisions in the period in which such determination is made.

When applicable current tax is calculated on taxable profits at current tax rates.

Current tax is the expected tax payable on the taxable income for the year, using tax values enacted at the end of the reporting period, and any adjustment to the tax payable in respect of previous years.

Deferred tax is accounted for using the liability method, providing for temporary differences between the carrying amount of assets and liabilities for financial reporting purposes and the corresponding tax basis used in the computation of taxable profit. In principle, deferred tax liabilities are recognised for all taxable differences and deferred tax assets are recognised to the extent that it is probable that taxable profit will be available against which deductible temporary differences can be utilised.

Deferred tax is calculated at the tax rates that are expected to apply to the period when the asset is realised or the liability is settled. Deferred tax is charged or credited to profit or loss, except when it relates to items credited or charged directly to equity, in which case the deferred tax is also dealt with in equity.

As a result of the company's listing on the Junior Market of the Jamaica Stock Exchange on January 20, 2023, the Company will not be liable to pay corporate income tax in its first 5 years on the Junior Market. It will be liable to corporate income tax at half of the usual rate in years 6 to 10 on the Junior Market. If the Company breaches any Junior Market requirements, it may be liable to repay the tax that was remitted.

m Operating expenses

Operating expenses are recognised in profit or loss upon utilisation of the service or at the date of their origin.

n Impairment

The company's property, plant and equipment are subject to impairment testing.

For the purposes of assessing impairment, assets are grouped at the lowest levels for which there are separately identifiable cash flows (cash-generating units). As a result, some assets are tested individually for impairment and some are tested at cash-generating unit level.

Individual assets or cash-generating units are tested for impairment whenever events or changes in circumstances indicate that the carrying amount may not be recoverable.

An impairment loss is recognised for the amount by which the asset's or cash-generating unit's carrying amount exceeds its recoverable amount. The recoverable amount is the higher of fair value, reflecting market conditions less costs to sell and value in use, based on an internal discounted cash flow evaluation. All assets are subsequently reassessed for indications that an impairment loss previously recognised may no longer exist.





2. Summary of significant accounting policies (cont'd)

o Use of estimates and judgements

The preparation of financial statements in accordance with International Financial Reporting Standards requires management to make estimates and assumptions that affect the amounts reported in the financial statements. These estimates are based on historical experience and management's best knowledge of current events and actions. Actual results may differ from these estimates and assumptions.

There were no critical judgements, apart from those involving estimation, that management has made in the process of applying the company's accounting policies that have a significant effect on the amounts recognised in the financial statements.

The preparation of financial statements in accordance with International Financial Reporting Standards requires management to make estimates and assumptions that affect the amounts reported in the financial statements. These estimates are based on historical experience and management's best knowledge of current events and actions. Actual results may differ from these estimates and assumptions.

There were no critical judgements, apart from those involving estimation, that management has made in the process of applying the company's accounting policies that have a significant effect on the amounts recognised in the financial statements.

The estimates and assumptions which have the most significant risk of causing a material adjustment to the carrying amounts of assets and liabilities are discussed below.

(i) Depreciation of property, plant and equipment

Depreciation is provided so as to write down the respective assets to their residual values over their expected useful lives and, as such, the selection of the estimated useful lives and the expected residual values of the assets requires the use of estimates and judgements. Details of the estimated useful lives are as shown in Note 2(b).

(ii) Taxation

The company is required to estimate income tax payable to the Commissioner of Taxpayer Audit and Assessment on any profit derived from operations. This requires an estimation of the current tax liability together with an assessment of the temporary differences which arise as a consequence of different accounting and tax treatments. These temporary differences result in deferred tax assets or liabilities which are included in the statement of financial position. Deferred tax assets and liabilities are measured using the enacted tax rate at the end of the reporting period.

If the tax eventually payable or recoverable differs from the amounts originally estimated then the difference will be accounted for in the accounts in the year such determination is made.



IMAGE PLUS CONSULTANTS LIMITED
NOTES TO THE FINANCIAL STATEMENTS

Year ended 28 February 2023

Property, plant and equipment
The carrying amounts for property, plant and equipment for the years included in these financial statements as at February 28, 2023 can be analysed as follows:

| | Land and Building and Leasehold Improvement | Motor vehicles | Furniture and Fixtures | Lab Equipment | Computers & accessories | Total |
|---|--|--------------------|---------------------------|----------------------|----------------------------|----------------------|
| | \$ | \$ | \$ | \$ | \$ | \$ |
| Gross carrying amount | | | | | | |
| Balance at March 1, 2022 | 86,728,798 | 13,200,000 | 19,363,196 | 390,684,275 | 35,308,076 | 545,284,345 |
| Additions | 42,904,687 | - | 3,486,047 | 103,525,528 | 2,360,987 | 152,277,249 |
| Balance at February 28, 2023 | 129,633,485 | 13,200,000 | 22,849,243 | 494,209,803 | 37,669,063 | 697,561,594 |
| Depreciation | | | | | | |
| Balance at March 1, 2022 | (23,721,122) | (3,553,000) | (13,270,334) | (271,358,213) | (27,108,658) | (339,011,327) |
| Charge for the year | (5,775,239) | (2,244,000) | (1,243,907) | (27,353,140) | (3,166,503) | (39,782,789) |
| Balance at February 28, 2023 | (29,496,361) | (5,797,000) | (14,514,241) | (298,711,353) | (30,275,161) | (378,794,116) |
| Carrying amount at February 28, 2023 | 100,137,124 | 7,403,000 | 8,335,002 | 195,498,450 | 7,393,902 | 318,67,478 |



IMAGE PLUS CONSULTANTS LIMITED
NOTES TO THE FINANCIAL STATEMENTS

Year ended 28 February 2023

| Property, plant and equipment (cont'd) | Land and Building and Leasehold improvement | Motor vehicles | Furniture and Fixtures | Lab Equipment | Computers & accessories | Total |
|---|--|--------------------|---------------------------|----------------------|----------------------------|----------------------|
| | \$ | \$ | \$ | \$ | \$ | \$ |
| Gross carrying amount | | | | | | |
| Balance at March 1, 2021 | 81,813,202 | 27,800,000 | 18,787,644 | 377,387,550 | 33,774,358 | 539,562,754 |
| Additions | 4,915,596 | - | 575,552 | 13,296,725 | 1,533,718 | 20,321,591 |
| Disposal | - | (14,600,000) | - | - | - | (14,600,000) |
| Balance at February 28, 2022 | 86,728,798 | 13,200,000 | 19,363,196 | 390,684,275 | 35,308,076 | 545,284,345 |
| Depreciation | | | | | | |
| Balance at March 1, 2021 | (19,700,215) | (4,602,111) | (12,173,885) | (249,936,630) | (24,171,259) | (310,584,100) |
| Disposal | - | 4,547,900 | - | - | - | 4,547,900 |
| Charge for the year | (4,020,907) | (3,498,789) | (1,096,449) | (21,421,583) | (2,937,399) | (32,975,127) |
| Balance at February 28, 2022 | (23,721,122) | (3,553,000) | (13,270,334) | (271,358,213) | (27,108,658) | (339,011,327) |
| Carrying amount at February 28, 2022 | 63,007,676 | 9,647,000 | 6,092,862 | 119,326,062 | 8,199,418 | 206,273,018 |



IMAGE PLUS CONSULTANTS LIMITED
NOTES TO THE FINANCIAL STATEMENTS

Year ended 28 February 2023

4. Leases

Right-of-use assets

The carrying amounts for right-of-use assets for the years included in these financial statements can be analysed as follows:

| | Right-of-use assets \$ |
|---|---------------------------------------|
| Gross carrying amount | |
| Balance at March 1, 2022 | 13,227,745 |
| Balance at February 28, 2023 | 13,227,745 |
| Amortisation | |
| Balance at March 1, 2022 | (6,901,432) |
| Charge for the year | (3,450,716) |
| Balance at February 28, 2023 | (10,352,148) |
| Carrying amount at February 28, 2023 | 2,875,597 |
| | Right-of-use assets \$ |
| Gross carrying amount | |
| Balance at March 1, 2021 | 13,227,745 |
| Balance at February 28, 2022 | 13,227,745 |
| Amortisation | |
| Balance at March 1, 2021 | (3,450,716) |
| Charge for the year | (3,450,716) |
| Balance at February 28, 2022 | (6,901,432) |
| Carrying amount at February 28, 2022 | 6,326,313 |

The company has leases for office space with the exception of short-term leases and leases of low value underlying assets, each lease is reflected on the statement of financial position as a right-of-use asset and a lease liability. Variable lease payments which do not depend on a rate are excluded from the initial measurement of the lease liability and asset.

The nature of the company's leasing activities recognised in the statement of financial position are as follows:

- The right-of-use asset consists of office space, with a remaining term of thirty-four (34) months.
- The lease imposes a restriction that the right-of-use asset can only be used by the company.



IMAGE PLUS CONSULTANTS LIMITED
NOTES TO THE FINANCIAL STATEMENTS

Year ended 28 February 2023

4. Leases (cont'd)

Lease liability

Lease liability is presented in the statement of financial position is as follows:

| | 2023 | 2022 |
|--------------------|------------------|------------------|
| | \$ | \$ |
| Current | 3,297,593 | 3,719,208 |
| Non-current | - | 3,297,593 |
| | 3,297,593 | 7,016,801 |

Future minimum lease payments are as follows:

2023

| | Within 1 year \$ |
|---------------------------|---------------------------------|
| Lease payments | 3,400,000 |
| Finance charges | (102,407) |
| Net present values | 3,297,593 |

2022

| | Within 1 year \$ | 1 - 2 years \$ | Total \$ |
|---------------------------|---------------------------------|-------------------------------|---------------------|
| Lease payments | 4,080,000 | 3,400,000 | 7,480,000 |
| Finance charges | (360,792) | (102,407) | (463,199) |
| Net present values | 3,719,208 | 3,297,593 | 7,016,801 |

Lease payment not recognised as a lease

The company has elected not to recognise a lease liability for short-term leases. Payments made under such leases are expensed on a straight-line basis. In addition, certain variable lease payments are not permitted to be recognised as lease liabilities and are expensed as incurred.

The expense relating to payments not included in the measurement of the lease liability is as follows:

| | 2023 | 2022 |
|-------------------|-------------|-------------|
| | \$ | \$ |
| Short-term leases | 15,650,342 | 9,978,637 |



IMAGE PLUS CONSULTANTS LIMITED
NOTES TO THE FINANCIAL STATEMENTS

Year ended 28 February 2023

5. Other investments

Other investments represent the following:

| | 2023 \$ | 2022 \$ |
|----------------------------|-------------------|-------------------|
| (i) Certificate of deposit | 231,434 | 231,434 |
| (ii) Keyman Insurance | 15,158,156 | 11,112,145 |
| (iii) Winchester MRI | 4,600,081 | - |
| | 19,989,671 | 11,343,579 |

(i) Certificate of deposit held at Sagicor Bank

(ii) Keyman Insurance policies which are carried at net surrender values.

(iii) Short term deposit

6. Deferred tax asset/(liability)

Deferred taxes are calculated on all temporary differences under the liability method using a tax rate of 25%. The movement on the deferred tax account is as follows:

| | 2023 \$ | 2022 \$ |
|-------------------------------|------------------|--------------------|
| Balance at beginning of year | (5,829,814) | (11,365,395) |
| Deferred tax credit (Note 19) | 11,651,822 | 5,535,581 |
| Balance at end of year | 5,822,008 | (5,829,814) |

Deferred tax balance arose on temporary differences in respect of the following:

| | 2023 \$ | 2022 \$ |
|---------------------------------------|------------------|--------------------|
| Deferred tax asset on: | | |
| Lease liability | 1,754,200 | 1,754,200 |
| | 1,754,200 | 1,754,200 |
| Deferred tax asset/(liability) on: | | |
| Property, plant and equipment | 4,067,808 | (7,584,014) |
| Deferred tax asset/(liability) | 5,822,008 | (5,829,814) |



IMAGE PLUS CONSULTANTS LIMITED
NOTES TO THE FINANCIAL STATEMENTS

Year ended 28 February 2023

7. Related party balances and transactions

A company is related by virtue of common shareholders and directors.

i Due from related party

| | 2023 | 2022 |
|-------------------------------|-------------------|-------------------|
| | \$ | \$ |
| Winchester MRI Limited | | |
| (a) Loan 1- US\$50,000 | 3,364,147 | 3,925,586 |
| (b) Loan 2- US\$80,000 | 16,291,469 | 15,579,683 |
| | 19,655,616 | 19,505,269 |

(a) This loan bears interest at 8% per annum, is unsecured and fully subordinated to any charges or rights accrued. The loan was effective October 1, 2018, with repayment date October 1, 2020. Early repayment is permitted without any penalty at any time in whole or in part. Interest accrued is due on the last of each interest period. The directors are currently in discussion with the related party to formalize repayment term extension within the 2023/2024 financial year.

(b) This loan bears interest at 10% per annum, is unsecured and fully subordinated to any charges or rights accrued. The loan was effective October 25, 2019, with repayment date August 24, 2021. Early repayment is permitted without any penalty at any time in whole or in part. Interest accrued is due on the last of each interest period. The directors are currently in discussion with the related party to formalize repayment term extension within the 2023/2024 financial year.

ii The statement of financial position includes balances arising in the normal course of business, with related parties as follows:

| | 2023 | 2022 |
|---|------------|--------------|
| | \$ | \$ |
| Disclosed as owing by related companies | 19,655,616 | 19,505,269 |
| Included in trade and other payables | - | (33,116,547) |

iii Transactions with key management personnel

The compensation of key management for services is shown below:

| | 2023 | 2022 |
|--|--------------------|--------------------|
| | \$ | \$ |
| Professional fees paid to directors | 113,221,460 | 83,158,903 |
| Management remuneration | 22,800,000 | 20,600,000 |
| Total | 136,021,460 | 103,758,903 |
| Motor vehicle compensation (Note 13a(v)) | 2,496,000 | 2,496,000 |



IMAGE PLUS CONSULTANTS LIMITED
NOTES TO THE FINANCIAL STATEMENTS

Year ended 28 February 2023

8. Trade and other receivables

| | 2023 | 2022 |
|---|--------------------|--------------------|
| | \$ | \$ |
| Due from patients, MOHW and insurance companies | 237,214,210 | 122,213,767 |
| Less: Allowance for expected credit loss | (2,067,230) | (2,067,230) |
| | 235,146,980 | 120,146,537 |
| Deposits | 48,867,012 | 1,897,701 |
| Due from employees | 5,894,556 | 2,022,792 |
| Other | 1,848,646 | 1,667,898 |
| | 291,757,194 | 125,734,928 |
| Prepayment | 6,660,268 | 13,282,147 |
| Total | 298,417,462 | 139,017,075 |

All amounts are short-term and the carrying value is considered a reasonable approximation of fair value.

The age of trade receivables and other receivables past due but not impaired is as follows:

| | 2023 | 2022 |
|---|--------------------|--------------------|
| | \$ | \$ |
| Not more than 1 month | 55,210,714 | 35,774,574 |
| More than 1 month but not more than 2 months | 53,703,543 | 21,879,609 |
| More than 2 months but not more than 3 months | 29,880,154 | 23,873,532 |
| More than 3 months | 96,352,569 | 38,618,822 |
| Total | 235,146,980 | 120,146,537 |

9. Financial investments

| | 2023 | 2022 |
|----------------------------------|-------------|------------|
| | \$ | \$ |
| Jamaica Money Market Brokers Ltd | 435,016,560 | 13,834,670 |

Investments are held until they are encashed, and only upon encashment are the gains realized and taxes withheld.

10. Cash and cash equivalents

| | 2023 | 2022 |
|----------------------|-------------------|-------------------|
| | \$ | \$ |
| J\$ Current account | 56,832,868 | 49,370,946 |
| J\$ Savings account | 74,155 | 74,155 |
| US\$ Savings account | 497,871 | 1,600,213 |
| Cash in-hand | 55,100 | 55,100 |
| Total | 57,459,994 | 51,100,414 |



IMAGE PLUS CONSULTANTS LIMITED
NOTES TO THE FINANCIAL STATEMENTS

Year ended 28 February 2023

11. Share capital

| | 2023 \$ | 2022 \$ |
|---|-----------------------------|-------------------------|
| Authorised ordinary stocks units of no par value | Unlimited | 1,027,000 |
| Shares issued during the year 247,889,936 stocks units of no par value | <u>1,239,449,680</u> | <u>1,027,000</u> |
| | Shares \$ | 2023 \$ |
| | | 2022 \$ |
| Share capital at beginning of year | | |
| Issued share capital increased from 1,027,000 ordinary shares to 991,559,744 ordinary shares (ii) | 991,559,744 | 1,027,000 |
| Shares issued during the year 247,889,936 stock units at \$2 per share | 247,889,936 | 495,779,872 |
| Transaction costs | - | (31,041,083) |
| | <u>247,889,936</u> | <u>464,738,789</u> |
| Share capital at end of year | <u>1,239,449,680</u> | <u>1,027,000</u> |

By virtue of the provisions of the Companies Act, 2004, shares in the Company have no par value.

In anticipation of its Initial Public Offer (IPO) of ordinary shares and listing of the ordinary shares on the JSE, the Company at an Extraordinary General Meeting held on November 8, 2022:

- (i) Converted the Company from a private to a public company and adopted new Articles of Incorporation to comply with the requirements of the Rules of the JSE and generally modernise the Company's constitution; increased its authorized share capital from 3,000,000 ordinary shares to an unlimited amount of ordinary shares;
- (ii) Increase the issue share capital of the company from 1,027,000 ordinary shares to 991,559,744 ordinary shares;
- (iii) Authorised the issue of new ordinary shares to the public via an IPO and resolved that the new ordinary shares to be issued in the IPO be converted to ordinary stock units on issue, along with the existing ordinary shares;
- (iv) Authorised the listing of the ordinary stock units on the JSE.
- (v) 247,889,936 stock units were issued at a price of \$2 to the general public through its IPO in December 2022.

12. Fair value reserve

This represents pre-acquisition profits acquired from the minority shareholder in joint venture. The MDCT operation has been wholly owned since 2011. The business has since been incorporated into the company's operations.



IMAGE PLUS CONSULTANTS LIMITED
NOTES TO THE FINANCIAL STATEMENTS

Year ended 28 February 2023

13. Borrowings

| | 2023 \$ | 2022 \$ |
|-------------------------------------|--------------------------|--------------------------|
| (a) Bank of Nova Scotia Jamaica Ltd | | |
| (i) Non-revolving term loan | 17,650,004 | 22,692,860 |
| (ii) Non-revolving term loan | - | 531,348 |
| (iii) Non-revolving term loan | - | 2,423,130 |
| (iv) Non-revolving term loan | 17,070,660 | 22,070,664 |
| (v) Non-revolving term loan | 8,485,710 | 10,371,426 |
| (vi) Non-revolving term loan | 66,753,964 | - |
| (b) Sagicor Bank Jamaica Ltd. | | |
| (i) Loan 1 | - | 5,000,004 |
| (ii) Loan 2 | - | 3,332,345 |
| | <u>109,960,338</u> | <u>66,421,777</u> |
| Less: Current portion | <u>(35,347,148)</u> | <u>(26,349,828)</u> |
| Total | <u>74,613,190</u> | <u>40,071,949</u> |

(a) Bank of Nova Scotia Jamaica Ltd

- (i) A loan of \$35m was received February 2019 towards the purchase of a CT Scanner Machine. The loan is to be repaid over sixty (60) monthly payments and expires sixty (60) months after disbursement. Interest is charged at a fixed rate of seven-point five percent (7.5%) per annum.
- (ii) A loan of \$20m was received March 2014 towards the purchase of Xray and DR Printer Machines and renovations and construction. The loan is to be repaid over eighty-four (84) monthly payments and expires April 2023. Interest is charged at a fixed rate of seven-point five percent (7.5%) per annum for the remaining term of the loan. This loan was repaid during the year.
- (iii) A loan of \$21m was received November 2015 towards the purchase of Real Estate. The loan carries a (6) month moratorium on payments and repayment over fifty-four (54) months payments. The loan which was initially scheduled to expire April 2023 was extended to November 2023. Interest is charged at a fixed rate of seven-point five percent (7.5%) per annum for the remaining term of the loan. This loan was repaid during the year.
- (iv) This loan was received in August 2020 towards the purchase of CT Scanner and Ultrasound Machine and leasehold improvement. There was a six (6) month moratorium on principal payments and repayment will be over fifty-four (54) monthly payments. The loan expires February 2024 and interest is charged at a fixed rate of seven-point five percent (7.5%) per annum for the first three (3) years and at the bank's base lending rate less eight-point two five percent (8.25%) per annum thereafter.
- (v) A loan of \$13.2m was received in August 2020 towards the purchase of a motor vehicle. The loan repayment will be over sixty (60) months payments and expires sixty (60) months after disbursement. Interest is charged at a fixed rate of seven- percent (7%) per annum. The loan repayments are reimbursed from professional fees due to Dr. Bridgewater.
- (vi) A loan of \$73m was received in May 2022 towards the purchase of Fluoroscopy lab equipment. The loan is to be repaid over sixty (60) monthly payments and expires sixty (60) months after disbursement. Interest is charged at a fixed rate of six point seven five- percent (6.75%) per annum.



IMAGE PLUS CONSULTANTS LIMITED
NOTES TO THE FINANCIAL STATEMENTS

Year ended 28 February 2023

13. Borrowings (cont'd)

(a) Bank of Nova Scotia Jamaica Ltd (cont'd)

The loans are secured by:

- First Demand Debenture stamped J\$50,000,000.00 creating charge over fixed assets, and a floating charge over the other assets of the company.
- First legal Mortgage stamped J\$13,000,000.00 over commercial real estate located at, 2A Molyne Road, Kingston 5, registered at Volume 1272 Folios 935, 936, and 937 and having an appraised value of J\$23,600,000.00 as at August 31,2015.
- First Legal Mortgage stamped J\$21,000,000.00 over commercial real estate located at Strata lots #4 and 5,129 Old Hope Road, Kingston 6, registered at Volume 1467 Folios 156 and 157 and having an appraised value of J\$26,000,000-J\$30,000,000 as at April1,2015.
- Bill of Sale over two (2) X-Ray Machines stamped J\$14,891,940 collateral to Debenture.
- Bill of Sale over Picture Archiving & Communication System stamped J\$13,000,000 collateral to legal Mortgage at #2 above.
- Assignment of unearned premium in respect of insurance policies (details of insurance company and broker to be advised at request date).
- General Securities agreement over CT Scanner equipment to be stamped for J\$35,000,000.
- General Security Agreement over 2020 BMW X5 Chassis# WBACV420LLE32274 and Engine# 1207888306DT stamped \$14,600,000.
- Letters of Undertaking from principal Directors/Shareholders to re-inject such management fees,advances,income as necessary to restore Debt Service Covenants to minimum 1.30:1and for such amounts to be formally postponed to the Bank.
- First Demand Debenture dated March 3,2014 up stamped for J\$35,300,000.
- 2nd legal mortgage in the amount of J\$35,300,000 stamped collateral to Debenture, over properties located at:
 - a) 2a Molyne Road, Kingston (lots 5,6 & 7) in name of Image Plus Consultants Limited, registered at Volume 1272 and Folios 935,936 and 937, value at \$23,600,000.
 - b) Strata Lots# 4 & 5,129 Old Hope Road, Kingston 6 in name of Image Plus Consultants Limited. Volume 1467 and Folios 157 and 156, valued between \$26,000,000-J\$30,000,000.
- General Security Agreement over one (1) CT Scanner from General Electric, & One (1) Ultrasound machine and X-Ray machine costing J\$35,086,000, stamped to cover \$19,944,000 as collateral to debenture.
- General Security Agreement over one (1) Luminos Agile Max Fluoroscopy (Siemens brand) stamped collateral to debenture.



IMAGE PLUS CONSULTANTS LIMITED
NOTES TO THE FINANCIAL STATEMENTS

Year ended 28 February 2023

13. Borrowings (cont'd)

(b) Sagicor Bank Jamaica Ltd.

- (i) Loan of J\$30M was received March 2016 to be repaid over seven (7) years and expires February 2023. Interest is charged at a rate of ten percent (10%) per annum. This loan was repaid during the year.
- (ii) A loan of J\$20M was received March 2016 to be repaid over seven (7) years and expires February 2023. Interest is charged at a rate of ten percent (10%) per annum. This loan was repaid during the year.

The loans are secured by:

- Debenture over the fixed and floating assets of the company to be stamped to cover jmd\$50M.
- Bill of sale over the scanner 2014 GE Optima CT660 being acquired to be stamped to cover jmd\$50M.
- Assignment over settlement income from Sagicor Life of Jamaica Limited and Medecus to be paid directly to operating account# 5502374167 with Sagicor Bank Jamaica limited (to be held in registrable form).
- General lien over Account #5502374167 through which the settlement income flows are processed.
- Unlimited personal guarantees of the directors of the company; Dr. Karlene McDonnough, Dr. Konrad Kirlew, Dr. Lilieth Bridgewater, Dr. Gordon Bradshaw, Dr. Marian Allison-Vaughan and Leon Vaughan.
- Negative pledge agreement executed in favour of Sagicor Bank Jamaica Limited
- Creditor Life Insurance executed over the lives of Dr. Karlene McDonnough and Dr. Konrad Kirlew.

14. Trade and other payables

| | 2023 | 2022 |
|----------------------|-------------------|-------------------|
| | \$ | \$ |
| Trade | 52,298,234 | 34,664,904 |
| Statutory deductions | 4,630,902 | 4,446,319 |
| Directors' fee | - | 33,116,547 |
| Deposits | - | 1,645,979 |
| Accruals | 3,495,760 | 2,320,085 |
| Other | 5,643,668 | 6,252 |
| Total | 66,068,564 | 76,200,086 |

All amounts are short-term and the carrying value is considered as reasonable approximation of fair value.



IMAGE PLUS CONSULTANTS LIMITED
NOTES TO THE FINANCIAL STATEMENTS

Year ended 28 February 2023

15. Expense by nature

Total direct, administrative and other operating expenses.

| | 2023 | 2022 |
|--|--------------------|--------------------|
| | \$ | \$ |
| Cost of sales | | |
| Medical supplies | 101,173,732 | 73,486,518 |
| Imaging material | 29,772,364 | 25,430,010 |
| Lab personnel supplies | 228,330,635 | 158,753,616 |
| | 359,276,731 | 257,670,144 |
| Repairs and maintenance | 1,523,292 | 2,807,452 |
| Patient gowns | 307,180 | 139,292 |
| Professional fees | 12,272,655 | 7,968,645 |
| Electricity | 4,113,173 | 3,613,916 |
| | 377,493,031 | 272,199,449 |
| Administrative expenses | | |
| Advertising and promotion | 25,881,068 | 9,277,062 |
| Auditor's remuneration | 2,120,000 | 1,925,500 |
| Casual labour | 5,007,714 | 2,067,938 |
| Cleaning and sanitation | 5,355,069 | 3,204,553 |
| Directors' fees | 2,385,000 | 66,500,000 |
| Electricity | 11,568,429 | 9,694,549 |
| Insurance | 4,782,469 | 3,902,260 |
| Legal and other professional fees | 5,180,332 | 2,196,390 |
| Licences and permits | 233,000 | 273,000 |
| Motor vehicle expenses | 9,891,678 | 7,889,523 |
| Office and general | 9,530,801 | 5,778,601 |
| Parking facilities | 330,000 | 390,000 |
| Printing, postage and stationery | 3,666,776 | 4,014,354 |
| Rates and taxes | 1,631,048 | 1,583,772 |
| Rental of premises | 15,650,342 | 9,978,637 |
| Repairs and maintenance | 10,189,820 | 8,690,868 |
| Salaries and related expenses (Note 16) | 264,066,732 | 191,183,516 |
| Security | 1,740,226 | 2,129,664 |
| Subscriptions and donations | 1,108,329 | 988,000 |
| Telephone | 22,166,644 | 21,257,324 |
| Bank charges and interest | 6,060,430 | 4,532,359 |
| Insurance transaction cost | 2,860,006 | 2,655,950 |
| Travelling and subsistence | 5,781,579 | 4,610,487 |
| | 417,187,492 | 364,724,307 |
| Depreciation and amortisation | | |
| Depreciation property, plant and equipment | 39,782,789 | 32,975,127 |
| Amortisation right-of-use asset | 3,450,716 | 3,450,716 |
| | 43,233,505 | 36,425,843 |
| Other expenses | | |
| Bad debt written-off | 73,200 | 5,191,207 |
| | 73,200 | 5,191,207 |



IMAGE PLUS CONSULTANTS LIMITED
NOTES TO THE FINANCIAL STATEMENTS

Year ended 28 February 2023

16. Employee benefits

| | 2023 \$ | 2022 \$ |
|-----------------------------------|--------------------|--------------------|
| Salaries and wages | 195,250,374 | 163,982,504 |
| Statutory and other contributions | 23,357,413 | 18,245,490 |
| Other | 45,458,945 | 8,955,522 |
| | 264,066,732 | 191,183,516 |

The number of persons employed at year end was seventy-eight (78)- (2022- seventy-one (71)).

17. Derecognition of liabilities

This represents long outstanding liabilities which are no longer considered payable and as such agreed to be derecognized.

18. Finance income and finance cost

Finance income includes all income from short-term deposits and cash at bank

| | 2023 \$ | 2022 \$ |
|-----------------------------|------------------|------------------|
| Gain on investment | 3,658,010 | 1,770,807 |
| Interest income | 84,500 | 249,023 |
| Total finance income | 3,742,510 | 2,019,830 |

Finance cost for the years presented comprises:

| | 2023 \$ | 2022 \$ |
|--|------------------|------------------|
| Interest expense from borrowings at amortised cost | 6,454,967 | 5,722,555 |
| Interest on finance lease | 360,792 | 604,105 |
| Total finance costs | 6,815,759 | 6,326,660 |

19. Income taxes

i Income taxes for the year adjusted for tax purposes and computed at the tax rate of 25% comprises:

| | 2023 \$ | 2022 \$ |
|--------------------------|-------------------|-------------------|
| Current tax charge | 27,201,077 | 24,305,135 |
| Deferred tax credit | (11,651,822) | (5,535,581) |
| Income tax charge | 15,549,255 | 18,769,554 |

As a result of the company's listing on the Junior Market of the Jamaica Stock Exchange on January 20,2023, the Company will not be liable to pay corporate income tax in its first 5 years on the Junior Market. It will be liable to corporate income tax at half of the usual rate in years in years 6 to 10 on the Junior Market. If the Company breaches any Junior Market requirements, it may be liable to repay the tax that was remitted.



IMAGE PLUS CONSULTANTS LIMITED
NOTES TO THE FINANCIAL STATEMENTS

Year ended 28 February 2023

19. Income taxes (cont'd)

ii Reconciliation of theoretical tax charge to effective tax charge:

| | 2023 | 2022 |
|--|--------------------|--------------------|
| | \$ | \$ |
| Profit before tax | 251,983,396 | 113,064,240 |
| Tax at the applicable tax rate of 25% | 62,995,848 | 28,266,060 |
| Employment Tax Credit | (36,448,787) | (10,442,028) |
| Tax effect of expenses not deductible for tax purposes | 9,878,574 | 6,481,105 |
| Tax effect of other charges and allowances | (15,090,030) | (5,535,583) |
| Remission of tax | (5,786,350) | - |
| Income tax expense for the year | 15,549,255 | 18,769,554 |

20. Earnings per share

Earnings per share is calculated by the dividing profit for the year by the weighted average number of ordinary shares outstanding during the year.

| | 2023 | 2022 |
|--------------------------------------|---------------|-------------|
| | \$ | \$ |
| Profit attributable to shareholders | 236,434,141 | 94,294,686 |
| Weighted average number of shares | 1,025,517,243 | 991,559,744 |
| Basic and diluted earnings per share | 0.23 | 0.09 |

21. Dividend

The Company declared a dividend of \$30M on June 30, 2022, payment was made on November 30, 2022

22. Risk management policies

The company is exposed to a variety of financial risks in respect of its financial instruments. These include credit risk, liquidity risk and market risk. Market risk comprises three (3) types of risks: currency risk, interest rate risk and other price risk. The company seeks to manage these risks by close monitoring of each class of its financial instruments as follows:

a Market risk

Market risk is the risk that the fair value of future cash flows of a financial instrument will fluctuate because of changes in market prices.

Foreign currency risk

The company is exposed to market risk through its use of financial instruments and specifically to currency risk, interest rate risk and certain other price risk, which result from both its operating and investing activities.

The company is exposed to a variety of financial risks in respect of its financial instruments. These include Currency risk.



IMAGE PLUS CONSULTANTS LIMITED
NOTES TO THE FINANCIAL STATEMENTS

Year ended 28 February 2023

22. Risk management policies (Cont'd)

a Market risk (cont'd)

i Currency risk (cont'd)

Currency risk is the risk that the fair value or future cash flows of a financial instrument will fluctuate because of changes in foreign exchange rates.

The company is exposed to currency risk due to fluctuations in exchange rates on balances that are denominated in currencies other than the Jamaican Dollar. For transactions denominated in United States Dollars (US\$) the company, however, maintains US\$ bank accounts in an attempt to minimise this risk.

At the end of the reporting period there were net assets of approximately US\$10,288(2022 - US\$4,702) which were subject to foreign exchange rate changes as follows:

| | 2023 US\$ | 2022 US\$ |
|-----------------------------|--------------|---------------|
| Financial assets | | |
| - Cash and cash equivalents | 3,239 | 10,288 |
| Total | 3,239 | 10,288 |

Concentrations of currency risk

The above amounts are payable/receivable in United States Dollars (US\$). The exchange rate applicable at the end of the reporting period is J\$153.71. (2022 -155.60) to US\$1.

Foreign currency sensitivity

The following table illustrates the sensitivity of the net result for the year end and equity in regard to the company's financial assets and financial liabilities and US Dollar to Jamaican (JA) Dollar exchange rate. Only movements between the Jamaican Dollar and US Dollars are considered, as these are the two major currencies of the company.

The sensitivity analysis is based on the company's United States Dollar financial instruments at the end of the reporting period.

Effect on results of operations:

If the JA Dollar weakens by 4 % (2022 – 8%) against the US Dollar then this would have the effect of the amounts shown below on the basis that all other variables remain constant.

| | Rate % | Weakens \$ |
|-------------|-----------|---------------|
| 2023 | 4 | 19,915 |
| 2022 | 8 | 128,065 |

If the JA Dollar strengthens against the US Dollar by 1 % (2022 – 2%) this would have the following impact:

| | Rate % | Strengthens \$ |
|-------------|-----------|-------------------|
| 2023 | 1 | (4,978) |
| 2022 | 2 | (32,016) |



IMAGE PLUS CONSULTANTS LIMITED
NOTES TO THE FINANCIAL STATEMENTS

Year ended 28 February 2023

22. Risk management policies (Cont'd)

a Market risk (cont'd)

ii Interest rate risk

Interest rate risk is the risk that the fair value or future cash flows of a financial instrument will fluctuate due to changes in market interest rates. The company's cash and cash equivalents are subject to interest rate risk. However, the company attempts to manage this risk by monitoring its interest-bearing instruments closely and procuring the most advantageous rates under contracts with interest rates that are fixed for the life of the contract, where possible.

The company maintains interest-earning bank accounts with licensed financial institutions. Interest rates on interest-earning bank accounts are not fixed but are subject to fluctuations based on prevailing market rates.

Interest rate sensitivity

Due to the fact that interest earned from the company's interest-earning bank accounts is immaterial, there would be no material impact on the results of the company's operations as a result of fluctuations in interest rates.

iii Other price risk

Other price risk is the risk that the value of a financial instrument will fluctuate as a result of changes in market prices, whether those changes are caused by factors specific to the individual instrument or its issuer or factors affecting all instruments traded in the market. The company's financial instruments are substantially independent of changes in market prices as they are short-term in nature.

b Credit risk

The company faces credit risk in respect of its receivables and cash and cash equivalents. However, this risk is controlled by close monitoring of these assets by the company. In addition, cash and cash equivalents are maintained with licensed financial institutions considered to be stable. The maximum credit risk faced by the company is the total of these balances reflected in the financial statements.

In addition, cash and bank balances are maintained with licensed financial institutions considered to be stable. Savings and current accounts held at Commercial Banks are insured under the Jamaica Deposit Insurance Scheme (JDIS). The maximum credit risk faced by the company is the total of these balances reflected in the financial statements.

The maximum credit risk faced by the company is limited to the carrying amount of financial assets recognised at the end of the reporting period as summarised below:

| | 2023 | 2022 |
|-----------------------------|--------------------|--------------------|
| | \$ | \$ |
| Cash and cash equivalents | 57,459,994 | 51,045,314 |
| Trade and other receivables | 291,757,194 | 125,734,928 |
| Due from related party | 19,655,616 | 19,505,269 |
| Total | 368,872,804 | 196,285,511 |

However, at the end of the reporting period a maximum of \$1,200,000 per Commercial Bank is insured under the JDIS.



IMAGE PLUS CONSULTANTS LIMITED
NOTES TO THE FINANCIAL STATEMENTS

Year ended 28 February 2023

22. Risk management policies (cont'd)

b Credit risk (cont'd)

Trade receivables

The company applies IFRS 9 simplified model of recognising lifetime estimate credit losses, for all trade receivables as these items do not have significant financing component.

In measuring the expected credit losses the trade receivables have been assessed on a collective basis as they possess shared credit risk characteristics. They have been grouped based on the days past due. The expected loss rates are based on the payment profile for services rendered over the last 24 months before February 28, 2023 as well as the corresponding historical losses during the period. The historical rates are adjusted to reflect forward looking macro-economic factors affecting the customers ability to settle the amount outstanding. The company has identified gross domestic product (GDP) and inflation rates to be the most relevant factors and accordingly adjusts historical loss rates for expected changes in these factors.

Trade receivables are written off when there is no reasonable expectation of recovery, failure to make payments within 365 days from the invoice date and failure to engage with the company on alternative payment arrangement amongst other is considered indicators of no reasonable expectation of recovery.

February 28, 2023

| | Trade receivables days past due | | | | Total |
|--------------------------------------|--|--------------------------|--------------------------|--------------------------|------------------|
| | Current | More than 30 days | More than 60 days | More than 90 days | |
| Expected credit loss rate | 0.0% | 0.07% | 0.2% | 2.0% | |
| Gross carrying amount | 55,210,714 | 53,744,514 | 29,940,034 | 98,318,948 | 237,214,210 |
| Lifetime expected credit loss | - | 40,971 | 59,880 | 1,966,379 | 2,067,230 |

February 28, 2022

| | Trade receivables days past due | | | | Total |
|-------------------------------|--|--------------------------|--------------------------|--------------------------|--------------|
| | Current | More than 30 days | More than 60 days | More than 90 days | |
| Expected credit loss rate | 0.89% | 0% | 0.57% | 4% | |
| Gross carrying amount | 36,095,827 | 21,879,609 | 24,010,391 | 40,227,940 | 122,213,767 |
| Lifetime expected credit loss | 321,253 | - | 136,859 | 1,609,118 | 2,067,230 |



IMAGE PLUS CONSULTANTS LIMITED
NOTES TO THE FINANCIAL STATEMENTS

Year ended 28 February 2023

22. Risk management policies (cont'd)

b Credit risk (cont'd)

Trade receivables (cont'd)

The closing balance of the trade and other receivables as at February 28, 2023 reconciles with the trade receivables loss allowance opening balance as follows:

| | 2023 | 2022 |
|--------------------------------------|------------------|------------------|
| | \$ | \$ |
| Opening loss allowance at March 1 | 2,067,320 | 18,177,561 |
| Net movement on impairment provision | - | (16,110,331) |
| | 2,067,320 | 2,067,320 |

No additional provision was deemed necessary as the Ministry of Health provided a formal commitment to pay the outstanding balance.

c Liquidity risk

Liquidity risk is the risk that the company will encounter difficulty in meeting its commitments associated with financial liabilities.

The company manages its liquidity risk by carefully monitoring its cash outflow needs for day-to-day business and maintaining an appropriate level of resources in liquid or near liquid form to meet its needs. The company maintains cash deposits for up to 30-day periods to meet its liquidity requirements.

As at February 28, 2023, the company's non-derivative financial liabilities have contractual maturities (including interest payments where applicable) as summarized below:

| | Current Within 12 Months \$ | Non-current 2-5 Years \$ |
|--------------------------|--|---|
| Trade and other payables | 66,068,564 | - |
| Borrowings | 35,347,148 | 74,613,190 |
| Lease liability | 3,297,593 | |
| Total | 104,713,305 | 74,613,190 |

The above contractual maturities reflect the gross cash flows which may differ from the carrying values of the liabilities at the end of the reporting period.

This compares to the maturity of the company's non-derivative financial liabilities in the previous reporting period as follows:

| | Current Within 12 Months \$ | Non-current 2-5 Years \$ |
|--------------------------|--|---|
| Trade and other payables | 76,200,086 | - |
| Borrowings | 30,469,092 | 46,026,949 |
| Lease liability | 4,080,000 | 3,400,000 |
| Total | 110,749,178 | 49,426,949 |



IMAGE PLUS CONSULTANTS LIMITED
NOTES TO THE FINANCIAL STATEMENTS

Year ended 28 February 2023

23. Summary of financial assets and liabilities by category

The carrying amount of the company's financial assets and liabilities are recognised at the end of the reporting periods may be categorised as follows:

| | 2023 | 2022 |
|---|--------------------|--------------------|
| | \$ | \$ |
| Financial assets | | |
| Fair value through profit or loss | | |
| Other investments | 19,989,671 | 11,343,579 |
| | 19,989,671 | 11,343,579 |
| Financial assets measured at amortised cost | | |
| Cash and cash equivalents | 57,459,994 | 51,100,414 |
| Due from related party | 19,655,616 | 19,505,269 |
| Trade and other receivables | 298,417,462 | 139,017,075 |
| Financial investments | 435,016,560 | 13,834,670 |
| Total | 810,549,632 | 223,457,428 |
| Financial liabilities measured at amortised cost | | |
| Non-current | | |
| Borrowings | 74,613,190 | 40,071,949 |
| Lease liability | - | 3,297,593 |
| Current | | |
| Trade and other payables | 66,068,564 | 76,200,086 |
| Current portion of borrowings | 35,347,148 | 26,349,828 |
| Current portion of lease liability | 3,297,593 | 3,719,208 |
| Total | 104,713,305 | 149,638,664 |

24. Segment information

The company's revenue is derived mainly from diagnostic imaging services, as a result there is no relevant segment information.

25. Capital management, policies and procedures

The company's capital management objectives are to ensure the company's ability to continue as a going concern and to sustain future development of the business. The company's Board of Directors review the financial position of the company at regular meetings.

The company is not subject to any externally imposed capital requirements.

PROXY FORM



I _____ of _____, being a member of Image Plus Consultants Limited, hereby appoint _____ or failing him/ her _____ of _____ as my Proxy to vote for me on my behalf at the ANNUAL GENERAL MEETING of the Company to be held at the Terra Nova Hotel – Venetian Room, 17 Waterloo Road, Kingston 10, Jamaica on Friday, July 28, 2023, at 10.00 A.M and at any adjournment thereof.

The Proxy will vote on the undermentioned Resolutions as indicated; Please indicate your vote for or against by marking an x in the appropriate box.

| RESOLUTION | FOR | AGAINST |
|---|-----|---------|
| <p>1. To receive the Reports of the Directors and Auditors and the Audited Accounts for the twelve (12) months ended February 28, 2023.</p> <p>“THAT the Audited Accounts and the Reports of the Directors and Auditors for the year ended February 28, 2023, circulated with the notice convening the meeting are hereby be adopted.”</p> | | |
| <p>2. To ratify interim dividend payments and declare them final</p> <p>“THAT the interim dividends of \$29.21 per share paid on November 30, 2022, and \$0.06 per share paid on June 21, 2023, be and are hereby ratified and declared as final and that no further dividend be paid in respect of the year under review.”</p> | | |
| <p>3. To Re-Appoint Directors retiring by rotation pursuant to Article 105</p> <p>(a) “THAT Director Dr Karlene McDonnough, who retires by rotation and is eligible for re-election, be and is hereby re-elected a Director of the Company”;</p> <p>(b). “THAT Director Dr Lilieth A. Bridgewater, who retires by rotation and is eligible for re-election, be and is hereby re-elected a Director of the Company”;</p> <p>(c) “THAT Director Dr Gordon Bradshaw, who retires by rotation and is eligible for re-election, be and is hereby re-elected a Director of the Company”.</p> | | |

| RESOLUTION | FOR | AGAINST |
|---|-----|---------|
| <p>4. Election of other retiring Director(s) pursuant to Article 106</p> <p>“THAT Director Karl Townsend, who retires pursuant to Article 106 of the Articles of Incorporation of the Company, be and is hereby re-elected as a Director of the Company”.</p> | | |
| <p>5. To appoint auditors and authorise the Directors to fix the remuneration of the Auditors</p> <p>“THAT HLB Mair Russell, Chartered Accountants, having agreed to continue in office as auditors, be and are hereby re-appointed auditors of the Company to hold office until the next annual general meeting at a remuneration to be fixed by the Directors of the Company”.</p> | | |
| <p>6. To approve Directors’ Remuneration</p> <p>“THAT the amount included in the Audited Accounts of the Company for the year ended February 28, 2023 as remuneration for their services as Directors be and is hereby approved.”</p> | | |

As witness my hand this _____ day of _____ 2023

Signature _____

Affix stamp
J\$100.00

Notes:

1. To be valid, this proxy must be deposited with the Secretary of IMAGE PLUS CONSULTANTS LIMITED AT 2a Molyne's Road, KINGSTON 10, JAMAICA, not less than 48 hours before the time appointed for holding the meeting. A Proxy need not be a member of the Company.
2. This Proxy Form should bear a stamp duty of J\$100.00. Adhesive stamps are to be cancelled by the person signing the Proxy.
3. If the appointer is a Corporation, this Proxy Form must be executed under its Common Seal or under the hand of an officer or attorney duly authorized in writing.

70 FT
21,3 M

3

25 FT
7,62 M

6

7

8

10 FT
3,05 M

11

IMAGEPLUS 
CONSULTANTS LTD.

Registered Office: 2A Molyne's Road, Kingston 10