

2022 **STERLING INVESTMENTS LIMITED**

A N N U A L R E P O R T



CONTENTS

Mission, Vision & Our Philosophy	2
Investment Mandate.....	4
Directors' Report.....	5
Corporate Profile.....	6
Chairman's Message.....	8
Performance History	9
Board of Directors	11
Directors & Connected Parties.....	14
Risk Management	15
Corporate Governance.....	16
• Audit	
• ALCO	
Corporate Data	19
Corporate Social Responsibility Activities 2022 ...	20
Economic Overview	23
Management Discussion & Analysis	24
Audited Financial Statements	26



Vision

To be the most profitable value investing fund in the region

Mission

To create sustainable wealth for investors

Our Philosophy

SIL's investment philosophy is focused on generating higher risk adjusted returns through the active purchase and sale of financial instruments in the international capital markets. The company invests primarily in hard currencies and in developed markets to provide local and regional investors with sustainable growth and diversification.

Investment Mandate

Sterling Investments Limited (SIL) provides investors with long term growth, value and US dollar income. Since 2012, SIL shareholders have enjoyed:

1. Steady and growing US\$ dividends
2. Growth in the intrinsic value of their investment
3. Lower risk levels and higher income
4. Diversification – insulation from local risk and exposure to the growth and value in the global markets

Directors' Report

The Directors are pleased to present their report for the year ended December 31, 2022. The report enclosed presents the results for Sterling Investments Limited.

Financial Summary

J\$	31-Dec-22
Net interest Income	131,703,709
Profit for the Period	42,705,026
Total Assets	1,746,703,233
Total Equity	1,272,985,257

The Directors wish to thank the management team for their performance during the year under review. As always, we express our deep and sincere appreciation to the stockholders for their continued support and partnership.

KPMG, Barbados and Eastern Caribbean have indicated their willingness to continue in office as auditors of the company. KPMG's appointment was approved in the passing of a resolution at the company's Annual General Meeting in November 2022.

By Order of the Board



Dated this March 2023

Corporate Profile

Sterling Investments Limited (SIL) is an investment holding company that was formed in 2012.

Exchange rate at SIL's inception J\$92 : US\$1.

The company exists to protect and grow the capital of its stockholders by investing in bonds and equities in the global markets.

Early investors in SIL avoided: The National Debt Exchange & 65% devaluation since inception.

SIL listed its ordinary shares on the Main Market of the Jamaica Stock Exchange in October 2014. The company has helped local pension funds and astute investors to preserve and grow the value of their savings and investments.

- US dollar income
- Growth
- A hedge against devaluation and inflation
- Diversification
- Access to the global capital markets
- Access to experienced and successful investment managers

The company invests primarily in an array of fixed income securities denominated in United States dollars. The company generates income in two ways: (a) through interest income earned on the securities in the portfolio; (b) through capital gains as a result of increases in the price of the securities. It offers investors the opportunity to enjoy:

Sterling Investments Limited has no employees. The operations of Sterling Investments Limited are managed by the Investment Manager - Sterling Asset Management Limited (SAM). As a result, SIL has one of the highest net profit margins and lowest efficiency ratios of any company on the Jamaica Stock Exchange. SAM's team ensures that SIL's portfolio is optimized and executes the directives of the Board. SAM also ensures SIL's compliance with the applicable regulatory regimes.



The relationship between Sterling Asset Management and Sterling Investments Limited is governed by an investment management agreement. The agreement stipulates payment of a management fee and performance dividend as follows:

- **Management Fee:** During the life of the company the Manager receives a management fee of 0.5% of the value of the assets under management each quarter.
- **Performance Fee:** 25% of profits in excess of the hurdle rate are paid to preference shareholders. The hurdle rate is the 10 Year UST plus a margin of 300 basis points.

Investment Manager Overview

Sterling Asset Management Limited (SAM) is a licensed securities dealer registered with the Financial Services Commission in Jamaica. SAM is a full-service financial planner, fund manager and global securities trader specializing in, but not limited to, US Dollar investments. Sterling boasts a high capital adequacy ratio and was one of the first local institutions to bring high quality, US dollar fixed income investments to Jamaican investors. For 22 years, SAM has provided a source of consistent growth and a safe haven to sophisticated investors locally and internationally. Sterling's hallmark product is an offshore US dollar mutual fund which has delivered returns of over 10.4% per annum between 2003 and 2022. US\$10,000 invested in the fund in 2003 would have been worth over US\$70,680 in March 2023. SIL's investment strategy has been modelled in a similar way.

SAM is involved with several charitable projects which include Crime Stop, Maxfield Park Children's home and a wide variety of educational and social upliftment programs.

Chairman's Message



Markets changed dramatically in 2022

2021 saw robust performance in global stock and bond markets as well as record profits for Sterling Investments Limited (SIL). The company was able to generate more income and profit during the depths of the pandemic. However, as management anticipated, the easy monetary and expansionary fiscal policy of the COVID era ended abruptly in 2022. Major central banks across the globe, hiked interest rates rapidly and Governments tightened spending in response to skyrocketing inflation. The war in Ukraine and rising geopolitical tensions further added to market uncertainty. The result – lower bond and stock prices. Management had prepared for the rising rate environment by shortening the duration of its investment portfolio and staying liquid.

Strong performance in a difficult year

Sterling Investments Limited (SIL) demonstrated resilience amidst broad declines in the global stock and bond markets. **SIL continued to generate steady levels of US dollar income from its global bond portfolio and shareholders enjoyed this in the form of dividends throughout the year.** Management took advantage of the market declines by selectively purchasing undervalued assets and reinvesting liquidity in higher yielding securities. The company expects interest rates to move higher, and ultimately result in higher levels of income for shareholders. The company remained profitable and cash flow positive despite the decline in market prices and the appreciation of the Jamaican dollar.

Our Investment strategy wins in times of crisis and change

The company has successfully navigated different economic and market conditions. The manager's dynamic approach and core principles will continue to shape the strategy going forward. On behalf of the board of directors, I would like to thank all the shareholders for their continued confidence in SIL and look forward to providing value and stable US dollar income for another financial year.

Derek Jones
Chairman

Performance History

2022

J\$74,226,761.97

Dividends Paid for the Financial Year

6.43%
Dividend Yield

0.91x
Price to Book

89%
Net Interest Contribution

PREVIOUS YEARS

Financial Ratios	2014	2015	2016	2017
Net Interest Contribution	92.80%	92.50%	93.90%	90.30%
Dividends Paid & Proposed (in respect of the financial year)	12,663,751.68	18,541,154.12	22,842,106.12	39,443,858.95
Dividend Yield	2.40%	3.10%	2.60%	3.50%
Price to Book	0.97	0.87	1.08	1.1

Financial Ratios	2018	2019	2020	2021
Net Interest Contribution	86.60%	86.90%	90.5%	90.3%
Dividends Paid & Proposed (in respect of the financial year)	28,678,674.17	24,016,508.15	57,051,468.65	69,206,176.64
Dividend Yield	9.50%	2%	5.5%	5.6%
Price to Book	0.36	1.02	0.78	0.91

NB: Calculations use prices as at the end of the financial year.

Board of Directors

Sterling Investments Limited (SIL)

SIL's Board consists of well-respected and experienced professionals who hold the investment manager accountable on behalf of the shareholders.

Derek Jones, Chairman, QBE // **Charles Ross**, BSc. (Hons), MSc. // **Marian Ross**, BA (Hons), MBA
Maxim Rochester, BSc. (Accounting) Hons. FCA, FCCA // **Michael Bernard**, BA, BSc., MBA, FJIM



Derek Jones
Chairman QBE



Charles Ross
BSc. (Hons), MSc.



Michael Bernard
BA, BSc., MBA, FJIM

Sterling Asset Management (SAM)

SAM's Board consists of well-respected and experienced professionals who hold the investment manager accountable on behalf of the shareholders.

Charles Ross, BSc. (Hons), MSc. // **Maxim Rochester**, BSc. (Accounting) Hons. FCA, FCCA //
Marian Ross, BA (Hons), MBA // **Robert Taylor** BSc., MBA, LLB, L.E.C.



Maxim Rochester
BSc. (Accounting)
Hons. FCA, FCCA



Marian Ross
BA (Hons), MBA



Robert Taylor
BSc. MBA, LLB, L.E.C.

The big money is
not in the buying
and selling, but
in the waiting.

Charlie Munger

Board of Directors Biographies

Sterling Investments Limited (SIL)

Derek Jones, Chairman, QBE

Admitted to several Bars in the Caribbean and as a Solicitor of the United Kingdom, Derek is a former Managing Partner of Myers, Fletcher & Gordon in Jamaica. He is also a former Founding Partner of HSM Cayman. Under Derek's tenure, both firms were ranked by the authoritative guide of Chambers and Partners. Derek chairs the Cable and Wireless Jamaica Pension Fund, the Red Stripe Pension Fund and the Jamaica College Trust. He is a Director of the JN Cayman, formerly known as the National Building Society of the Cayman Islands.

Other Appointments:

- 📍 LIME Pension Fund (Chairman)
- 📍 Red Stripe Pension Fund (Chairman)
- 📍 Jamaica College Trust (Chairman)
- 📍 Jamaica National Building Society, Cayman (Director)

Charles Ross, BSc. (Hons), MSc.

Charles is a founding director of Sterling Asset Management Limited. In his role as President for the past 22 years, the company has generated a return on equity in excess of 20% per annum. Charles is a qualified engineer with over 15 years' experience in the field. Since its inception, Charles has guided Sterling's investment and portfolio management functions and maintained the company's focus on delivering higher risk adjusted returns for the medium to long term. He holds a Postgraduate Diploma in Business Administration from the University of Manchester, a BSc (Hons) in Civil Engineering from the University of Edinburgh and an MSc. in Construction Engineering and Management from the University of the West Indies.

Other Appointments:

- 📍 Sterling Asset Management
- 📍 The National Crime Prevention Fund (Crime Stop)

Michael Bernard, BA, BSc, MBA, FJIM

Michael has more than 20 years of executive management experience and is a retired Managing Director of Carreras Group Limited. During his tenure as the Chief Executive at Carreras, he successfully led the company to deliver commendable and continuous growth in shareholder returns, which earned the company awards for being the best performing company listed on the Jamaica Stock Exchange, including "Best Performing Company for 2010". In addition to his extensive local and international business experience, Michael holds a B.A. and BSc. in Business Administration and Forest Management respectively, and an MBA from the Harvard Graduate School of Business Administration. He is the Chairman of the Asset-Liability (ALCO) Committee.

Other Appointments:

- 📍 Salada Foods Jamaica Ltd.
- 📍 Carreras Ltd.
- 📍 Jamaica College (Chairman)
- 📍 GK General Insurance Co. Ltd.
- 📍 Hardware & Lumber Ltd.
- 📍 Jamaica College Foundation
- 📍 Spike Industries Limited (Chairman)
- 📍 Peak Bottling Company Ltd.
- 📍 New Transport Group Ltd.
- 📍 One on One Educational Services limited (Chairman)
- 📍 Pioneer Manufacturing and Distribution Limited

Maxim Rochester, B.Sc. (Accounting)
Hons. FCA, FCCA
(see bio under SAM Ltd.)

Marian Ross, BA (hons), MBA
(see bio under SAM Ltd.)

Board of Directors Biographies

Sterling Asset Management Limited (SAM)

Maxim Rochester, BSc (Accounting) Hons. FCA, FCCA

Max, a former Territory Senior Partner of PriceWaterhouseCoopers, has over thirty (30) years' experience in the auditing of Jamaica's largest banking and insurance corporations. As such, Max is intimately familiar with the operations, financial systems, regulatory environment and reporting requirements of the local financial sector. He has invaluable expertise and experience in dealing with international and major domestic corporations and financial institutions. He has a BSc in Accounting with honours from the University of the West Indies, in addition to being a Member of the Chartered Association of Certified Accountants (UK) and a Member of the Institute of Chartered Accountants of Jamaica. Maxim is an independent director on the board of Sterling Asset Management Limited and is the Chairman of the company's Audit Committee.

Other Appointments:

- 📍 Eppley Limited
- 📍 Guardian Holdings Ltd.
- 📍 Guardian Life Ltd.
- 📍 Guardian Life of the Caribbean Ltd.
- 📍 Guardian General Insurance Ltd.

Charles Ross, BSc. (Hons), MSc.
(see bio under SIL Ltd.)

Marian Ross, BA (Hons), MBA

Marian has thirteen years of experience in the financial sector and has worked in credit analysis and investment research in both the regional and international capital markets. Her work has covered fixed income, publicly traded equities and private equity. Her work experience has taken her through the Caribbean and to North America and South-East Asia. She is the Vice President, Trading & Investments, and executive director of Sterling Asset Management.

Other Appointments:

- 📍 Sterling Asset Management
- 📍 Franciscan Ministries

Robert Taylor BSc, MBA, LLB, L.E.C.

Robert possesses extensive experience in risk management, corporate banking, real estate development and commercial and real estate law. Robert spent 11 years at Citibank and left as the Resident Vice President, Financial Institutions & Public Sector Unit where he helped to structure credit and capital market transactions and also managed the Bank's relationships with the Government of Jamaica and Financial Institutions. He subsequently launched Taylor Law -a full time law practice specializing in Real Estate and Commercial law. Robert has a Bachelor of Laws from the University of London, an MBA, and a certificate in Legal Education from Norman Manley Law School. Robert is an independent director on the Board of Sterling Asset Management Limited and is the Chairman of the company's Asset Liability Management Committee.

Directors & Connected Parties

Top Ten Shareholders as at December 31, 2022

Name	Number of shares	Percentage
ATL Group Pension Fund Trustees Nominee Limited	47,856,608	11.1%
GraceKennedy Pension Fund Custodian Ltd for GraceKennedy Pension Scheme	34,848,550	8.1%
VMWwealth Equity Fund	33,189,236	7.7%
PAM - Pooled Equity Fund	30,571,875	7.12%
Claudine Murphy	23,046,214	5.4%
Cable and Wireless Jamaica Pension Fund	14,492,015	3.4%
Charles A. Ross	14,251,318	3.3%
Mr. Everton Lloyd McDonald	13,331,584	3.1%
Satyanarayana Parvataneni	12,249,511	2.9%
National Insurance Fund	10,080,645	2.4%

Shareholdings of Directors & Connected Parties as at December 31, 2022

Directors	Shareholdings	Percentage
Derek Jones		
Michael Bernard		
Maxim Rochester		
Charles Ross	14,251,318	3.2%
Marian A. Ross	1,468,478	0.3%

Connected Parties	Number of shares	Percentage
Marian A. Ross	1,468,478	0.3%
Charles Andrew Ross	702,183	0.17%
Natalie A. Farrell-Ross	97,302	0.02%
Sterling Asset Management Limited	93,500	0.02%

Risk Management

Effective risk management and optimization is essential to sustaining and furthering the success of our business. Risk is continuously analysed with the objective of maximizing profits while also avoiding and minimizing potential losses arising from downside risks (the risk of losses arising from adverse movements in the market).

Risk Management is incorporated as part of the company's culture and is an on-going, consultative, forward-looking and dynamic process. Risk is analysed within a well-defined framework shaped by the Company's risk appetite, strategic objectives, competitive advantages and the prevailing regulatory and macroeconomic environment. The Asset Liability Management Committee oversees the formation of and adherence to the Company's general risk guidelines.



Corporate Governance

The Board of Directors of SIL has the following responsibilities:

- Oversee and monitor the performance of the investment manager
- Periodically review the investment strategy and risk criteria to ensure that return on equity is being optimized
- Enforce good corporate and risk governance and ethical codes of conduct
- Enforce the code of ethics
- Oversee the company's adherence to and observation of the relevant global and local regulatory regimes

The company's corporate governance guidelines can be found at www.sterlinginvestmentsltd.com. The company reviewed its corporate governance guidelines in 2022 and concluded that they remain appropriate, applicable, and relevant in the current environment.

The company's code of ethics can be found at the company's website www.sterlinginvestmentsltd.com

BOARD SUB-COMMITTEES

Audit Committee Charter

The Audit Committee assists the Board of Directors in fulfilling its oversight responsibilities by monitoring and assessing critical areas of the Company's operations and regularly reporting to the Board of Directors on same. The key focus areas consist of, but are not limited to: the integrity of financial record keeping and reporting, the risk and control environment, the Internal Audit, the External Audit, AML/CFT Regulatory Compliance internationally and locally and the Company's Codes of ethical and business conduct. Maxim Rochester serves as the Chairman of the Audit Committee.

Principal Activities of Audit Committee

Assess and Approve:

- The integrity of financial record keeping and reporting
- Quarterly in-house management accounts and explanations for divergence from budget
- The system of internal controls and procedures
- Stability and security of IT Infrastructure
- Internal audit report & findings and implementation of recommendations
- Internal audit focus & budget for the financial year
- Appointment of internal auditors
- Annual audited financial statements with a view to ensuring they are complete, utilizing the appropriate accounting principles and consistent with information known to committee members.
- Appointment of external auditors
- Local and international regulatory submissions
- Codes of ethics and business conduct
- AML / CFT local and international regulations

Meet privately with:

- Internal auditors as deemed necessary
- External auditors as deemed necessary

Audit Committee Report

PriceWaterhouseCoopers was appointed by the Board of the Investment Manager to perform the internal audit of its operations. The audit areas reviewed in 2022 included securities and trading, AML/CFT compliance, Management of trades with software and margin relationships with brokers. All issues identified were addressed satisfactorily.

MEETINGS AND ATTENDANCE

Members of the Audit Committee	Meetings	% Attended
Maxim Rochester (Chairman)	4	100%
Derek Jones	4	100%
Michael Bernard	4	100%
Charles Ross	4	100%
Marian Ross	4	100%

Asset Liability Committee (ALCO) Charter

The Asset Liability Committee aims to ensure that the assets and liabilities of Sterling Investments Limited are effectively managed to maximize return on equity, bolster the capital base and to safeguard the company against adverse consequences of changes in interest rate and liquidity risk. These objectives are pursued in the context of a framework of strong risk management, investment and liquidity policy guidelines, which are outlined in the investment policy. The committee's mandate is to oversee the management of the company's assets and liabilities in the context of these objectives and budgeted targets.

This committee meets quarterly and consists of four members. It is chaired by Michael Bernard. Additional meetings may be scheduled as needed. The purpose of this committee is to maximize net interest income and capital gains over both the short and long term while managing within acceptable board approved risk tolerances for credit risk, liquidity risk, interest rate risk and capital. Other issues such as credit trends, credit concentrations and other credit-related metrics that may impact strategy development; especially as it relates to capacity for growth are discussed in this forum.

Principal Activities of Asset Liability Committee

Assess:

- Local and international macro-economic conditions and the implications for the company's investment strategy
- Management of market, liquidity and credit risk
- Investment strategies employed to maximize risk adjusted return on equity

- Quality and structure of funding and asset base
- Adherence to liquidity, capital and trading policy limits
- Achievement of budgeted profitability targets

ALCO Committee Report

The ALCO Committee consistently reviews the portfolio's composition and performance relative to Board-approved benchmarks and the portfolio's compliance with a variety of Board approved risk metrics and limits. The Committee acknowledges that the rapid rise in interest rates has presented both challenges and opportunities for the portfolio. The manager has conducted a variety of stress tests and simulations to ensure that it is prepared and positioned for a series of different outcomes. The company is equipped to withstand and optimize further volatility and interest rate hikes as they occur.

MEETINGS AND ATTENDANCE

Members of the ALCO Committee	Meetings	% Attended
Maxim Rochester	4	100%
Derek Jones	4	100%
Michael Bernard (Chairman)	4	100%
Charles Ross	4	100%
Marian Ross	4	100%

Composition & Frequency of Meetings

The Audit and all other Committees of the board meet at least quarterly and consist of Five (5) members. The Committee members are Mr. Maxim Rochester (Chairman), Mr. Michael Bernard (Director), Mr. Derek Jones (Director) and Mr. Charles Ross (Director) and Mrs Marian Ross-Ammar (Director).

Directors' Compensation

SIL compensates its Directors responsibly and aligns remuneration with the company's strategy. For the financial year ending December 31, 2022, a total of JS\$5,415,340 was paid to the five Directors. Each director gets the same amount in fees.

Independent Directors

SIL recognizes the important role that independent directors play in the company's governance. Of the five non-executive Directors serving during the year, 60% of them were deemed to be independent, including the chairman. The Board considers a director to have met the criteria for independence if he or she: is free of any interest, position, association or relationship that might influence or reasonably be perceived to influence, in a material respect his or her capacity to bring an independent judgment to bear on issues before the board and to act in the best interest of the entity and its shareholders generally, does not hold cross-directorships or has significant links with other directors through involvement in other companies or bodies; does not represent a substantial shareholding; is not a close relative of a significant shareholder; does not have an employment relationship with the SIL or Sterling Asset Management. The independence of directors is kept under constant review and all independent directors are required to disclose whether they have any interests or relationships that could impact on their ability to act in the best interests of the company.

The Board, having undertaken an assessment in the period under review, has determined that the following nonexecutive directors met the criteria for independence during the period under review:

- Derek Jones – Chairman
- Michael Bernard
- Maxim Rochester

Cybersecurity

Cybersecurity is a key reporting area for internal and external auditors. The manager of SIL, Sterling Asset Management, has engaged a leading Cybersecurity Firm in Israel for advice on the strongest and most relevant defensive and offensive forms of protection for the company's data and environment. The Directors receive regular reports from the manager confirming the security and robustness of the IT environment.

Shareholder & Stakeholder relations

With the onset of the pandemic, SIL turned to virtual platforms to host its Annual General Meeting. The company was pleased to be able to provide insight, direction and clarity into the business at the AGM and EGM held in St. Lucia in November 2022. All directors participated in the AGM and EGM. The virtual AGM resulted in a broader range of participation from stakeholders and members of the audience were able to receive answers to their questions. At the EGM, shareholders unanimously approved the transfer of assets from Sterling Investments Limited to Sterling Investments (Cayman) Limited.

The DRIP (dividend reinvestment program) and the CSP (complementary share purchase) programs offered by the company have resulted in enhanced and increased shareholder value and interaction.

Human Development Policies & Practices

Sterling Investments Limited optimizes efficiency by outsourcing its operations to an investment manager – Sterling Asset Management (SAM). SAM's human development policies and practices are documented in its Human Resources Manual. The company's core values and behaviours are reinforced through periodic training, professional coaching and on the job feedback mechanisms.

Core values:

- Integrity
- Accountability
- Professionalism
- Client centricity
- Confidentiality
- Innovation

Employees and Option Scheme

SIL does not have any employees and there are therefore no option schemes or any other incentives in place for the company.

Corporate Data

Investor Relations Contact:

Marian Ross

✉ sil@sterlinginvestmentsltd.com

☎ +1 (876) 754-2225

Registered Address:

20 Micoud Street

P.O. Box 189

Castries, St. Lucia

🌐 www.sterlinginvestmentsltd.com

✉ sil@sterlinginvestmentsltd.com

External Auditors:

Sterling Investments Limited is audited by KPMG, Barbados

Internal Auditors:

PricewaterhouseCoopers Jamaica, serves as the internal auditor for Sterling Asset Management Limited (the Investment Manager for Sterling Investments Limited)



Corporate Social Responsibility Activities 2022

The USAID Local Partner Development and Sterling Asset Management, launched the Agents for Transformation project in September 2022. This project will provide various activities to over 30 at risk students to enhance their coping skills, conflict resolution and academic performance.



Mr Mark Golding MP for South St. Andrew pictured along with members from Sterling Asset Management, USAID FHI 360, and Joy Town Community Development Foundation - Project Managers



The USAID Local Partner Development and Sterling Asset Management, launched the Agents for Transformation project in September 2022. This project will provide various activities to over 30 at risk students to enhance their coping skills, conflict resolution and academic performance.



Sterling was the main sponsor of the Annual Rangers Clay Shooting Tournament in 2022



Annual Customer Appreciation Dinner 2022



First post-Covid in person cocktail presentation for clients and prospects.



Sterling was one of the sponsors of the Jamaica National Swim team that participated to the Goodwill Games in Trinidad



Sterling provided supported the Pringle Girl's Home during their 100-year Anniversary celebrations.

Corporate Social Responsibility Activities 2022

Sterling Investor Briefing 2022
Inflation how policy will impact your
Investments, Business and Lifestyle



Sterling partnered with ATL Audi with a cocktail event for both client and prospects.

The International 59th Marlin Tournament, Old Marina in Port Antonio
Sterling was once again a main sponsor
of the 59th Annual Marlin Tournament



Economic Overview



International

High inflation, rising interest rates and tighter fiscal and monetary policy characterized the global economy in 2022. In summary, stock indices were broadly down on the year and bond yields rose significantly. Oil rallied and gold posted a minimal decline.

The Federal Reserve hiked its benchmark rates by 450 basis points in 2022 in response to rising inflation. The U.S. CPI rose by 6.5% year on year as at December 2022 (vs. 7% in 2021). The Federal Reserve has indicated its willingness to keep rates higher for longer despite modest gains in the fight against inflation. Jobs growth decelerated but remained strong in the U.S. The 2-year US Treasury rose by 370 basis points in 2022 and ended the year at 4.4%. The 10-year US Treasury rose by 236 basis points in 2022 and ended the year at 3.9%. The inverted yield curve has widely been viewed as an indicator of recession.

WTI rose by 6.7% in 2022 and ended the year at US\$80.26 per barrel (vs. a 55% increase in 2021). Brent crude gained 10.5% in 2022 (vs a 50.2% increase in 2021) and ended the year at US\$85.91 per barrel. Equities were broadly weaker on the year. The S&P ended 2022 with a 19.4% decline (vs. a gain of 26.9% in 2021), the Dow Jones Index ended 2022 with an 8.8% decline (vs. an 18.7% advance in 2021) and the Euro Stoxx 600 ended 2022 with a loss of 12.95% (vs. a gain of 22.2% in 2021).

Local Economy

The theme of tighter monetary policy was also present in the local market. The Bank of Jamaica raised its benchmark interest rate from 2.5% at the start of 2022 to 7% by the end of the year. Yields on BOJ CD's also rose significantly with the 30-day CD yield rising 576 basis points on the year to 9.39% as at December 2022.

The Jamaican dollar appreciated by 1.96% in 2022 and closed the year at a weighted average sell rate of J\$152.05 (vs. a depreciation of 8.72% in 2021). In 2022, the Bank of Jamaica sold US\$753.3 million into the Foreign Exchange Market. The net international reserves declined year on year from US\$4 billion in 2021 to US\$3.987 billion in 2022. This represented the net impact of US dollar sales and additional funding from the IMF.

Inflation, year on year, was recorded at 9.4% in 2022 (up from 7.3% in 2021). However monthly inflation rates began to decline in November and December. The Main Index of the Jamaica Stock Exchange ended 2022 with a decline of 10.2%, following a 0.1% gain in 2021.

Impact of macro-economic movements on company performance

Higher interest rates have created both headwinds and tailwinds for the company. Higher interest rates have caused price declines for assets in the portfolio and modestly higher interest expense. Conversely, it has also caused attractive securities to be issued at higher interest rates and the volatility has presented profitable trading opportunities. The company will obtain liquidity from calls or maturities of some positions in 2023 and 2024. This will provide funding to take advantage of some of the opportunities available in the market. Similarly, we do anticipate that asset values will recover at the end of the hiking cycle. Dividends are paid from realized cash flow, and as such, we do not anticipate the movements in the JMD/USD exchange rate to be material to the company's ability to continue to pay US\$ dividends to shareholders.

Management Discussion & Analysis

YEAR ON YEAR PERFORMANCE HIGHLIGHTS

131.7

Net Interest Income
= (J\$M)

1.7

Total Assets
= (J\$B)

1.3

Total Equity
= (J\$B)

Total interest income increased 2% from J\$145.3 million for the 2021 fiscal year to J\$148.2 million for the 2022 fiscal year. The company is prudently rotating into higher yielding securities. The company expects interest rates to move higher and is keeping funds liquid to take advantage of the rising yields. Total expenses declined 17.44% year on year, from J\$99.9 million in 2021 to J\$82.5 million in 2022. This was the result of lower unrealized losses on investments and lower “other” operating expenses.

SIL experienced total unrealized foreign exchange losses of J\$30.3 million in 2022 due to the appreciation in the Jamaican dollar against the USD dollar. This compared to a foreign exchange gain of J\$110.5 million in 2021. The company maintains its long-term outlook that a long US dollar position is the safest and most rewarding strategy for shareholders. The company anticipates that the Foreign Exchange losses are unlikely to persist in the medium term. The Foreign Exchange losses resulted in a decline in total profit from J\$159.8 million in 2021 to J\$42.7 million in 2022.

SIL recorded total assets as at December 31, 2022 of J\$1.7 billion (vs. J\$2.3 billion as at December 31, 2021). Total equity also declined from J\$1.6 billion in 2021 to J\$1.3 billion in 2022. These movements were primarily the result of a decline in the prices of the assets. As market prices recover, we expect declines in asset values to be reversed. Margin

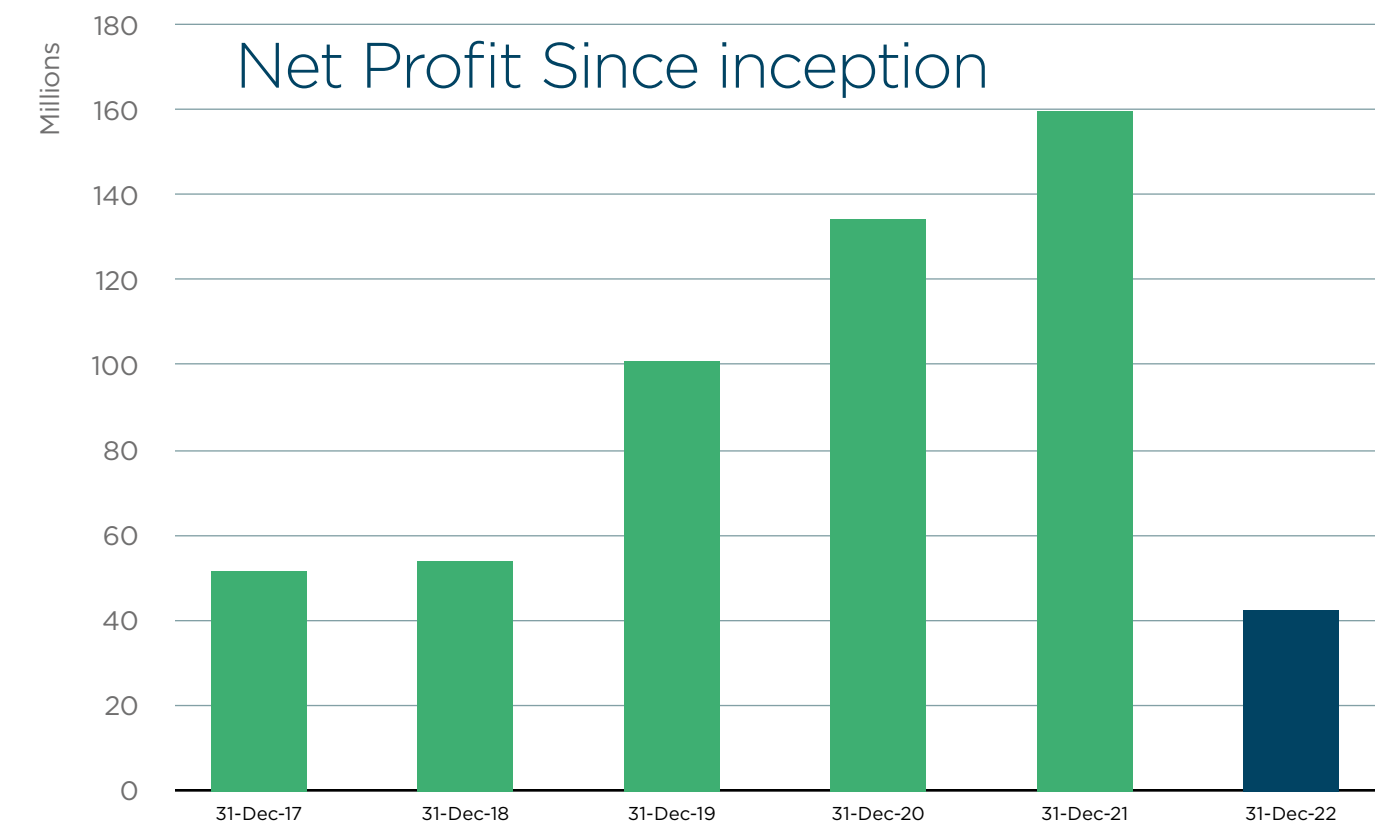
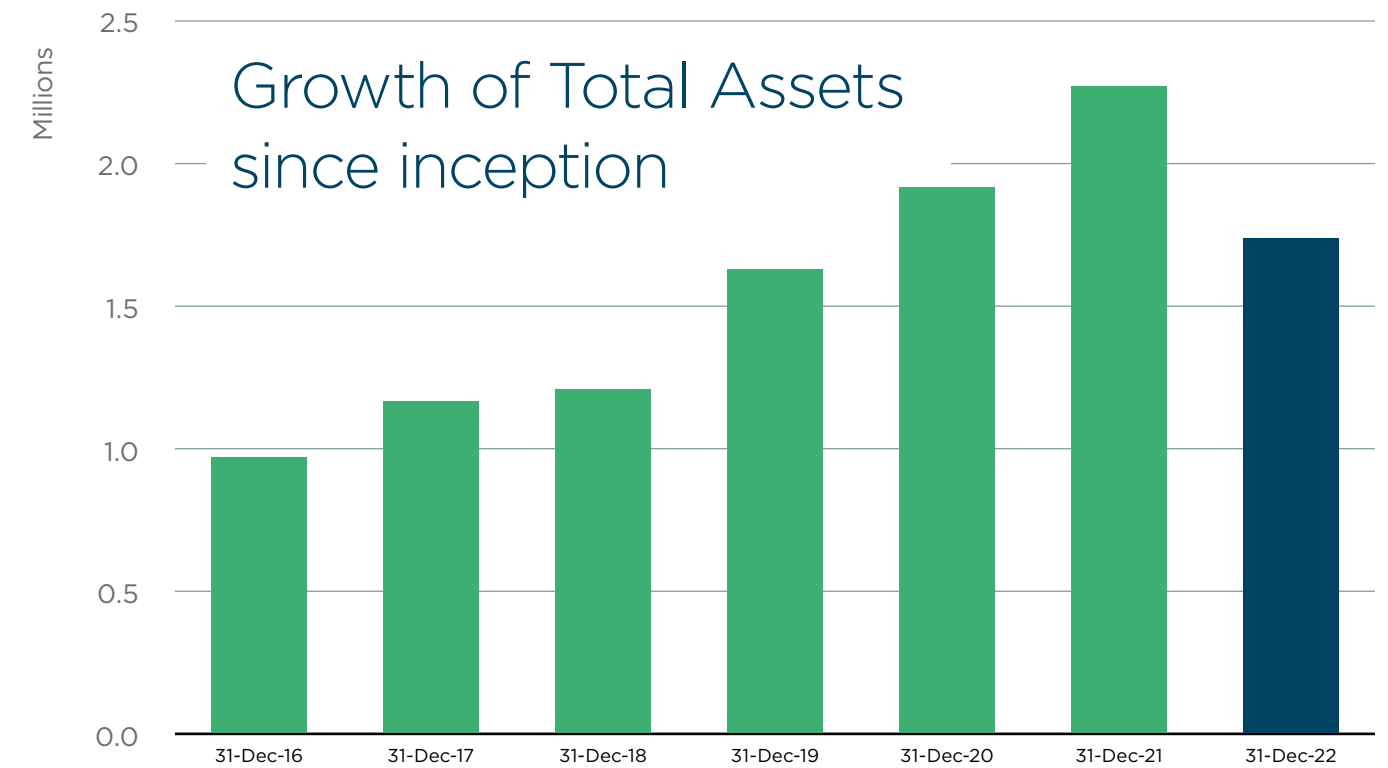
loans payable declined to J\$460.2 million, as the company paid down higher cost funding with cash on hand. This allowed the company to maintain a stable level of net interest income year on year (J\$131.1 million 2021 vs. J\$131.7 million in 2022).

The company was able to maintain profitability and cash flow during the market trough of 2022. As a result, shareholders enjoyed US\$ dividends and the manager was able to make a few opportunistic asset purchases.

Outlook

SIL continues to focus on delivering growth and value for stockholders. The company plans to continue to take advantage of the current volatility in the global market. Management anticipates future opportunities for the company to include:

- Higher yielding financial assets due to rising interest rates
- Increased volatility in the financial markets
- Increased liquidity coming from calls or maturities within the portfolio



Audited Financial Statements

December 31, 2022



KPMG

204 Johnsons Centre
No. 2 Bella Rosa Road
P.O. Box GI 2171
Gros-Islet LC01 101
Saint Lucia

Telephone: (758) 453-2298
Email: ecinfo@kpmg.lc

INDEPENDENT AUDITORS' REPORT

To the Members of
STERLING INVESTMENTS LIMITED

Opinion

We have audited the financial statements of Sterling Investments Limited ("the Company") set out on pages 34 to 74, which comprise the statement of financial position as at December 31, 2022, the statements of profit or loss and other comprehensive income, changes in equity and cash flows for the year then ended, and notes, comprising significant accounting policies and other explanatory information.

In our opinion, the accompanying financial statements present fairly, in all material respects, the financial position of the Company as at December 31, 2022, and its financial performance and its cash flows for the year then ended in accordance with IFRS Standards as issued by the International Accounting Standards Board (IFRS Standards).

Basis for Opinion

We conducted our audit in accordance with International Standards on Auditing (ISAs). Our responsibilities under those standards are further described in the *Auditors' Responsibilities for the Audit of the Financial Statements* section of our report. We are independent of the Company in accordance with International Ethics Standards Board for Accountants International Code of Ethics for Professional Accountants (including International Independence Standards) (IESBA Code) together with the ethical requirements that are relevant to our audit of the financial statements in Saint Lucia and we have fulfilled our other ethical responsibilities in accordance with these requirements and the IESBA Code. We believe that the audit evidence we have obtained is sufficient and appropriate to provide a basis for our opinion.

KPMG in Barbados and the Eastern Caribbean, a partnership registered in Barbados, Antigua and Barbuda, Saint Lucia and St. Vincent and the Grenadines, and a member firm of the KPMG global organization of independent member firms affiliated with KPMG International Limited, a private English company limited by guarantee.



To the Members of
STERLING INVESTMENTS LIMITED

Key Audit Matters

Key audit matters are those matters that, in our professional judgement, were of most significance in our audit of the financial statements of the current period. These matters were addressed in the context of our audit of the financial statements as a whole, and in forming our opinion thereon, and we do not provide a separate opinion on these matters.

Fair value of investment securities

Key audit matter

The Company's investment portfolio includes investment in an unquoted equity security, classified as *equity investment securities at fair value through other comprehensive income (FVOCI)* and measured at fair value. It is classified and disclosed as Level 3 within the fair value hierarchy as its significant inputs are not based on observable market data.

Management has determined the fair value of this investment using the net asset approach which involves the valuation of the underlying assets of a business, in the absence of a quoted price for the instrument on a trading market.

The key areas requiring greater level of management's judgement and estimate is the expected cash flows to be generated by the underlying assets and the determination of the discount rate to be applied, which is subject to high estimation uncertainty.

How the matter was addressed in our audit

Our procedures over the valuation of the Level 3 investments included, but were not limited to:

- Documenting and assessing the design and implementation of the investment valuation process and controls in place;

Assessing the reasonableness of the cash flow projections by:

- (i) comparing the underlying data, such as the number of rooms, room rates and occupancy rates provided by management to supporting documents and information and with independent data sources,
- (ii) challenging management's assumptions such as the timing, amounts and future growth of the cash flows by obtaining an understanding of the relevant activities of the business and determining whether there may be variations to the contractual cash flows expected.

- Engaging our own valuation specialist to independently test the application of the valuation methodology and the reasonableness of the assumptions used in determining the discount rate, by comparing the discount rate with published market and industry data and other relevant information.



To the Members of
STERLING INVESTMENTS LIMITED

Key Audit Matters (continued)

Fair value of investment securities (continued)

How the matter was addressed in our audit

- Testing the mathematical accuracy of the cash flows projections.
- Testing the calculation of the fair value based on the cash flows and discount rates.
- Assessing appropriateness of the disclosures against the requirements of IFRS 13, *Fair Value Measurement*.

Expected credit losses on investment securities

Key audit matter

Debt investment securities include corporate, municipal and sovereign bonds. IFRS 9 *Financial Instruments*, prescribes a forward looking expected credit loss model reflecting a range of future economic conditions. Significant management judgement is used in determining the forward looking indicators.

How the matter was addressed in our audit

- Our procedures included, but were not limited to:
- Updating our understanding of management's model for the calculation of expected credit losses.
 - Agreeing the investment listing to the investments included in the model to determine whether all debt securities were included.



INDEPENDENT AUDITORS' REPORT (CONTINUED)

To the Members of
STERLING INVESTMENTS LIMITED

Key Audit Matters (continued)

Expected credit losses on investment securities (continued)

Key audit matter	How the matter was addressed in our audit
We therefore determined that the impairment of investments has a high degree of estimation uncertainty.	<ul style="list-style-type: none"> • Agreeing the inputs used to calculate the probability of default (PD) and Loss Given Default (LGD), and credit rating to reports from external rating agencies. • Agreeing inputs, including maturity date, credit rating and interest rate, to source documents. • Recalculating the amortised cost for the investment securities, which is the Exposure at Default (EAD). • Involving our own specialists in testing the methodology and assumptions and to evaluate the appropriateness of the Company's methodology for incorporating Forward Looking Information (FLI) by comparing management's FLI with industry benchmark. • Assessing the adequacy of the disclosures under IFRS 9.

Other Information

Management is responsible for the other information. The other information comprises the information included in the Company's annual report but does not include the financial statements and our auditors' report thereon. The annual report is expected to be made available to us after the date of this auditors' report.

Our opinion on the financial statements does not cover the other information and we will not express any form of assurance conclusion thereon.



INDEPENDENT AUDITORS' REPORT (CONTINUED)

To the Members of
STERLING INVESTMENTS LIMITED

Other Information (continued)

In connection with our audit of the financial statements, our responsibility is to read the other information identified above when it becomes available and, in doing so, consider whether the other information is materially inconsistent with the financial statements or our knowledge obtained in the audit, or otherwise appears to be materially misstated.

When we read the Company's annual report, if we conclude that there is a material misstatement therein, we are required to communicate the matter to the Board of Directors.

Responsibilities of Management and Board of Directors for the Financial Statements

Management is responsible for the preparation and fair presentation of the financial statements in accordance with IFRS, and for such internal control as management determines is necessary to enable the preparation of financial statements that are free from material misstatement, whether due to fraud or error.

In preparing the financial statements, management is responsible for assessing the Company's ability to continue as a going concern, disclosing, as applicable, matters related to going concern and using the going concern basis of accounting unless management either intends to liquidate the Company or to cease operations, or has no realistic alternative but to do so.

The Board of Directors are responsible for overseeing the Company's financial reporting process.

Auditors' Responsibilities for the Audit of the Financial Statements

Our objectives are to obtain reasonable assurance about whether the financial statements as a whole are free from material misstatement, whether due to fraud or error, and to issue an auditors' report that includes our opinion. Reasonable assurance is a high level of assurance, but is not a guarantee that an audit conducted in accordance with ISAs will always detect a material misstatement when it exists. Misstatements can arise from fraud or error and are considered material if, individually or in the aggregate, they could reasonably be expected to influence the economic decisions of users taken on the basis of these financial statements.



INDEPENDENT AUDITORS' REPORT (CONTINUED)

To the Members of
STERLING INVESTMENTS LIMITED

Auditors' Responsibilities for the Audit of the Financial Statements (continued)

As part of an audit in accordance with ISAs, we exercise professional judgment and maintain professional skepticism throughout the audit. We also:

- Identify and assess the risks of material misstatement of the financial statements, whether due to fraud or error, design and perform audit procedures responsive to those risks, and obtain audit evidence that is sufficient and appropriate to provide a basis for our opinion. The risk of not detecting a material misstatement resulting from fraud is higher than for one resulting from error, as fraud may involve collusion, forgery, intentional omissions, misrepresentations, or the override of internal control.
- Obtain an understanding of internal control relevant to the audit in order to design audit procedures that are appropriate in the circumstances, but not for the purpose of expressing an opinion on the effectiveness of the Company's internal control.
- Evaluate the appropriateness of accounting policies used and the reasonableness of accounting estimates and related disclosures made by management.
- Conclude on the appropriateness of management's use of the going concern basis of accounting and, based on the audit evidence obtained, whether a material uncertainty exists related to events or conditions that may cast significant doubt on the Company's ability to continue as a going concern. If we conclude that a material uncertainty exists, we are required to draw attention in our auditors' report to the related disclosures in the financial statements or, if such disclosures are inadequate, to modify our opinion. Our conclusions are based on the audit evidence obtained up to the date of our auditors' report. However, future events or conditions may cause the Company to cease to continue as a going concern.
- Evaluate the overall presentation, structure and content of the financial statements, including the disclosures, and whether the financial statements represent the underlying transactions and events in a manner that achieves fair presentation.

We communicate with the Board of Directors regarding, among other matters, the planned scope and timing of the audit and significant audit findings, including any significant deficiencies in internal control that we identify during our audit.



INDEPENDENT AUDITORS' REPORT (CONTINUED)

To the Members of
STERLING INVESTMENTS LIMITED

Auditors' Responsibilities for the Audit of the Financial Statements (continued)

We also provide the Board of Directors with a statement that we have complied with relevant ethical requirements regarding independence, and communicate with them all relationships and other matters that may reasonably be thought to bear on our independence, and where applicable, actions taken to eliminate threats or safeguards applied.

From the matters communicated with the Board of Directors, we determine those matters that were of most significance in the audit of the financial statements of the current period and are therefore the key audit matters. We describe these matters in our auditors' report unless law or regulation precludes public disclosure about the matters or when, in extremely rare circumstances, we determine that a matter should not be communicated in our report because the adverse consequences of doing so would reasonably be expected to outweigh the public interest benefits of such communication.

The engagement partner on the audit resulting in this independent auditors' report is Lisa Brathwaite.

Chartered Accountants
Castries, Saint Lucia

March 1, 2023


STERLING INVESTMENTS LIMITED

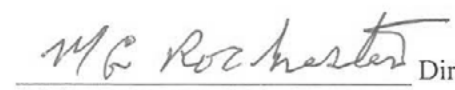
Statement of Financial Position

As at December 31, 2022 (Expressed in Jamaican Dollars)

	Notes	2022 \$	2021 \$
Assets			
Cash and cash equivalents	4	635,286	1,391,627
Accounts receivable	5	38,036,808	35,849,924
Investment securities	6	<u>1,708,031,139</u>	<u>2,240,316,407</u>
Total assets		<u>1,746,703,233</u>	<u>2,277,557,958</u>
Liabilities			
Margin loans payable	7	460,199,349	637,986,196
Other payables	8	9,030,916	41,149,882
Due to related company	9(c)(i)	4,477,711	30,920,420
Manager's preference shares	10	<u>10,000</u>	<u>10,000</u>
Total liabilities		<u>473,717,976</u>	<u>710,066,498</u>
Equity			
Share capital	11(ii)	1,066,915,010	1,034,495,652
Prepaid share reserve	12	997,970	731,364
Fair value reserve	13	(221,881,184)	73,499,294
Retained earnings		<u>426,953,461</u>	<u>458,765,150</u>
Total equity		<u>1,272,985,257</u>	<u>1,567,491,460</u>
Total liabilities and equity		<u>1,746,703,233</u>	<u>2,277,557,958</u>

The financial statements on pages 34 to 74 were approved for issue by the Board of Directors on March 1, 2023 and signed on its behalf by:

 Director
Charles Ross

 Director
Maxim Rochester

STERLING INVESTMENTS LIMITED

Statement of Profit or Loss and Other Comprehensive Income

Year ended December 31, 2022 (Expressed in Jamaican Dollars)

	Notes	2022 \$	2021 \$
Revenue			
Interest income calculated using the effective interest method	14	148,178,789	145,258,401
Foreign exchange gain		(30,272,790)	110,543,676
Net gain on sale of debt investment securities at FVOCI		<u>6,578,373</u>	<u>37,688,252</u>
		<u>124,484,372</u>	<u>293,490,329</u>
Expenses			
Interest expense calculated using the effective interest method		(16,475,080)	(14,153,207)
Impairment loss on financial instruments	19(a)(v)	(2,519,421)	(14,777,656)
Fair value loss on equity investment securities at FVTPL		(17,572,048)	(22,729,391)
Other operating expenses	15	(45,937,615)	(48,269,872)
		<u>(82,504,165)</u>	<u>(99,930,126)</u>
Other income		41,980,207	193,560,203
Manager's preference share interest expense	9(c)(ii)	724,819	282,686
		<u>-</u>	<u>(32,806,453)</u>
Profit before taxation		42,705,026	161,036,436
Taxation	16	<u>-</u>	<u>(1,223,518)</u>
Profit for the year		<u>42,705,026</u>	<u>159,812,918</u>
Other comprehensive income			
<i>Items that will not be reclassified to profit or loss:</i>			
Change in fair value of FVOCI equity investments, net	20	(1,973,703)	8,051,662
<i>Items that are or may be reclassified subsequently to profit or loss:</i>			
<i>Movements in fair value reserve</i>			
Realised (loss)/gain on sale of FVOCI debt investment securities reclassified to profit or loss		(45,819)	32,013,132
Change in fair value of FVOCI debt investment securities		<u>(293,360,956)</u>	<u>(23,475,819)</u>
Total other comprehensive (loss)/income for the year		<u>(295,380,478)</u>	<u>16,588,975</u>
Total comprehensive (loss)/income for the year		<u>(252,675,452)</u>	<u>176,401,893</u>
Earnings per stock unit			
Basic and diluted earnings per stock unit	17(a)	<u>0.10</u>	<u>0.39</u>

STERLING INVESTMENTS LIMITED

Statement of Changes in Equity

Year ended December 31, 2022 (Expressed in Jamaican Dollars)

	Share capital [note 11(ii)] \$	Prepaid share reserve (note 12) \$	Fair value reserve (note 13) \$	Retained earnings \$	Total \$
Balances at December 31, 2020	909,347,746	221,733	56,910,319	372,602,214	1,339,082,012
Comprehensive income:					
Profit for the year	-	-	-	159,812,918	159,812,918
Other comprehensive income:					
Fair value reserve					
Change in fair value of FVOCI equity investments	-	-	8,051,662	-	8,051,662
Realised loss on sale of FVOCI debt instrument securities reclassified to profit or loss	-	-	32,013,132	-	32,013,132
Change in fair value of FVOCI debt instrument securities, net	-	-	(23,475,819)	-	(23,475,819)
Total other comprehensive income	-	-	16,588,975	-	16,588,975
Total comprehensive income	-	-	16,588,975	159,812,918	176,401,893
Transactions with owners:					
Shares issued during the year	125,147,906	-	-	-	125,147,906
Transfer of prepayment of shares	-	(221,733)	-	-	(221,733)
Prepayments for share	-	731,364	-	-	731,364
Dividends (note 18)	-	-	-	(73,649,982)	(73,649,982)
Total transactions with owners	125,147,906	509,631	-	(73,649,982)	52,007,555
Balances at December 31, 2021	1,034,495,652	731,364	73,499,294	458,765,150	1,567,491,460
Comprehensive loss:					
Profit for the year	-	-	-	42,705,026	42,705,026
Other comprehensive income:					
Fair value change on equity	-	-	(1,973,703)	-	(1,973,703)
Realised loss on sale of FVOCI debt instrument securities reclassified to profit or loss	-	-	(45,819)	-	(45,819)
Change in fair value of FVOCI debt instrument securities, net	-	-	(293,360,956)	-	(293,360,956)
Total other comprehensive loss	-	-	(295,380,478)	-	(295,380,478)
Total comprehensive loss	-	-	(295,380,478)	42,705,026	(252,675,452)
Transactions with owners:					
Shares issued during the year	32,419,359	-	-	-	32,419,359
Transfer of prepayment of shares	-	(731,365)	-	-	(731,365)
Prepayments for share	-	997,971	-	-	997,971
Dividends (note 18)	-	-	-	(74,516,715)	(74,516,715)
Total transactions with owner	32,419,359	266,606	-	(74,516,715)	(41,830,750)
Balances at December 31, 2022	1,066,915,010	997,970	(221,881,184)	426,953,461	1,272,985,257

STERLING INVESTMENTS LIMITED

Statement of Cash Flows

Year ended December 31, 2022 (Expressed in Jamaican Dollars)

	Notes	2022 \$	Restated* 2021 \$
Cash flows from operating activities			
Profit for the year		42,705,026	159,812,918
Adjustments for:			
Interest income		(148,178,789)	(145,258,401)
Interest expense		16,475,080	14,153,207
Impairment loss on investment securities	19(a)(v)	2,519,421	14,777,656
Net gain on sale of debt investment securities at FVOCI		(6,578,373)	(37,688,252)
Unrealised fair value loss on quoted equities at FVTPL		17,572,048	22,729,391
Taxation	16	-	1,223,518
Manager's preference share interest expense	9(c)(ii)	-	32,806,453
		(75,485,588)	62,556,490
Changes in:			
Accounts receivable		253,980	(524,148)
Margin loans payable		(177,786,847)	106,185,430
Other payables		687,488	1,442,455
Due to related company		(26,442,709)	7,055,933
Acquisition of investment securities		(76,596,296)	(1,099,755,749)
Proceeds from sale of investment securities		299,987,991	770,793,887
Interest received		(55,381,981)	(152,245,702)
Interest paid		145,737,923	137,052,208
Tax paid		(16,475,080)	(14,153,207)
		-	(1,097,890)
Net cash provided by/(used in) operating activities		73,880,862	(30,444,591)
Cash flows from financing activities			
Issue of ordinary shares		32,419,359	125,147,906
Complementary share purchase programme		266,606	509,631
Manager's preference shares interest paid		(32,806,453)	(21,624,846)
Dividends paid	18	(74,516,715)	(73,649,982)
Net cash (used in)/provided by financing activities		(74,637,203)	30,382,709
Decrease in cash and cash equivalents		(756,341)	(61,882)
Cash and cash equivalents at beginning of year		1,391,627	1,453,509
Cash and cash equivalents at end of year	4	635,286	1,391,627

*Restated, see note 21

The accompanying notes form an integral part of the financial statements

Notes to the Financial Statements

Year ended December 31, 2022 (Expressed in Jamaican Dollars)

1. Incorporation and principal activities

Sterling Investments Limited (“the Company”) is incorporated in Saint Lucia under the International Business Companies Act. Its registered office is located at 20 Micoud Street, Castries, Saint Lucia. The principal activities of the Company are holding and trading of securities and other investments. The Company is listed on the Jamaica Stock Exchange.

The Company’s activities are administered by Sterling Asset Management Limited to which investment manager’s fees are paid [note 9(c)(ii)].

2. Basis of accounting and basis of preparation

(a) Basis of accounting

The financial statements are prepared in accordance with International Financial Reporting Standards (“IFRS”).

(b) Functional and presentation currency

The financial statements are presented in Jamaican dollars, which is the functional currency of the Company, unless otherwise stated.

(c) Use of estimates and judgements

The preparation of the financial statements in conformity with IFRS requires management to make estimates, based on assumptions, and judgements. The estimates and judgements affect the reported amounts of, and disclosures relating to, assets, liabilities, contingent assets and contingent liabilities at the reporting date and the income and expenses for the year then ended. Actual amounts could differ from those estimates.

The estimates, and the assumptions underlying them, are reviewed on an ongoing basis. Revisions to accounting estimates are recognised in the period in which the estimate is revised and future periods if the revision affects both current and future periods.

Judgements and estimates made by management in the application of IFRS that have a significant effect on these financial statements and/or have a significant risk of material adjustment in the next financial year are set out below:

(i) Judgements

For the purpose of these financial statements, which are prepared in accordance with IFRS, judgement refers to the informed identification and analysis of reasonable alternatives, considering all relevant facts and circumstances, and the well-reasoned, objective and unbiased choice of the alternative that is most consistent with the agreed principles set out in IFRS.

Notes to the Financial Statements (Continued)

Year ended December 31, 2022 (Expressed in Jamaican Dollars)

2. Basis of accounting and basis of preparation (continued)

(c) Use of estimates and judgements (continued)

(i) Judgements (continued)

(1) Classification of financial assets:

The assessment of the business model within which the assets are held and assessment of whether the contractual terms of the financial asset are Solely Payments of Principal and Interest (SPPI) on the principal amount outstanding requires management to make certain judgements on its business operations.

(2) Impairment of financial assets:

Establishing the criteria for determining whether credit risk on the financial asset has increased significantly since initial recognition, determining methodology for incorporating forward-looking information into measurement of expected credit loss (ECL) and selection and approval of models used to measure ECL requires significant judgement.

(3) Determination of fair values:

The Company’s accounting policies and disclosures require the measurement of fair values for financial assets. The determination of whether a security’s fair value may be classified as ‘Level 1’ in the fair value hierarchy (note 20) requires judgement as to whether a market is active.

When one is available, the Company measures the fair value of an instrument using the quoted prices in an active market for that instrument. A market is regarded as active if transactions for the asset take place with sufficient frequency and volume to provide pricing information on an ongoing basis.

If there is no quoted price in an active market, then the Company uses valuation techniques that maximise the use of relevant observable inputs and minimise the use of unobservable inputs. The chosen valuation technique incorporates factors that market participants would take into account in pricing a transaction.

Fair values are categorised into different levels in a fair value hierarchy based on the inputs used in the valuation techniques, as follows:

Level 1: quoted market prices (unadjusted) in active markets for identical assets or liabilities.

STERLING INVESTMENTS LIMITED
Notes to the Financial Statements (Continued)
Year ended December 31, 2022 (Expressed in Jamaican Dollars)

2. Basis of accounting and basis of preparation (continued)

(c) Use of estimates and judgements (continued)

(i) Judgements (continued)

(3) Determination of fair values (continued)

Level 2: inputs other than quoted prices included in Level 1 that are observable for the asset or liability, either directly (i.e. as prices) or indirectly (i.e. derived from prices).

Level 3: inputs for the asset or liability that are not based on observable market data (unobservable inputs). The valuation techniques include the fair value of net asset and discounted cash flows model in addition to the weighted average cost of capital and marketability discount factors for which an observable market exist. The objective of the valuation techniques is to arrive at a fair value measurement that reflects the price that would be received to sell the assets in an ordinary transaction between market participants at the measurement date.

In the absence of quoted market prices, the fair value of a significant proportion of the Company's assets was determined using discounted cash flow technique. Considerable judgement is required in interpreting market data to arrive at estimates of fair values. Although management believes that its estimates of fair value are appropriate, the use of different methodologies or assumptions could lead to different measurements of fair values. Consequently, the estimates arrived at may be significantly different from the actual price of the instrument in an arm's length transaction.

(ii) Key assumptions concerning the future and other sources of estimation uncertainty

Allowance for impairment losses

In determining amounts recorded for impairment of debt investment securities, management makes assumptions in determining the inputs to be used in the ECL measurement model, including probability of default and the incorporation of forward-looking information. The use of assumptions make uncertainty inherent in such estimates.

(d) Basis of measurement

The financial statements have been prepared on the historical cost basis, except for the inclusion of investment securities at fair value.

STERLING INVESTMENTS LIMITED
Notes to the Financial Statements (Continued)
Year ended December 31, 2022 (Expressed in Jamaican Dollars)

3. Significant accounting policies

(a) Financial instruments – Classification, recognition and derecognition, measurement and impairment

A financial instrument is any contract that gives rise to a financial asset of one entity and a financial liability or equity instrument of another entity. In these financial statements, financial assets comprise cash and cash equivalents, accounts receivable, and investment securities. Financial liabilities comprise margin loans payable, other payables, due to related company and manager's preference shares.

(i) Recognition

Financial instruments are classified, recognised and measured in accordance with the substance of the terms of the contracts as set out herein.

The Company recognises a financial instrument when it becomes a party to the contractual terms of the instrument. The Company initially recognises receivables and debt securities on the date when they are originated. All other financial assets and financial liabilities are initially recognised when the Company becomes a party to the contractual provisions of the instrument.

A financial asset (unless it is a receivable without a significant financing component) or financial liability is initially measured at fair value plus, for an item not at FVTPL; transaction costs that are directly attributable to its acquisition or issue. A receivable without a significant financing component is initially measured at the transaction price.

The Company derecognises a financial asset when the contractual rights to the cash flows from the asset expire, or it transfers the rights to receive the contractual cash flows in a transaction in which substantially all of the risks and rewards of ownership of the financial asset are transferred, or it neither transfers nor retains all or substantially all the risks and rewards of ownership and does not retain control over the transferred asset. Any interest in such derecognised financial assets that is created or retained by the Company is recognised as a separate asset or liability.

On derecognition of a financial asset, the difference between the carrying amount of the asset or the carrying amount allocated to the portion of the asset derecognised and the sum of (i) the consideration received (including any new asset obtained less any new liability assumed) and (ii) any cumulative gain or loss that had been recognised in OCI is recognised in profit or loss.

The Company derecognises a financial liability when its contractual obligations expire or are discharged or cancelled.

Financial assets and financial liabilities are offset and the net amount presented in the statement of financial position when, and only when, the Company has the legal right to offset the amounts and intends either to settle them on a net basis, or to realise the assets and settle the liabilities simultaneously.

STERLING INVESTMENTS LIMITED
Notes to the Financial Statements (Continued)
Year ended December 31, 2022 (Expressed in Jamaican Dollars)

3. Significant accounting policies (continued)

(a) Financial instruments – Classification, recognition and derecognition, measurement and impairment (continued)

(i) Recognition (continued)

Any cumulative gain or loss recognised in OCI in respect of equity investment securities designated as at FVOCI is not recognised in profit or loss on derecognition of such securities. Any interest in transferred financial assets that qualify for derecognition that is created or retained by the Company is recognised as a separate asset or liability.

(ii) Classification and measurement

Financial assets

On initial recognition, a financial asset is classified as measured at: amortised cost; fair value through other comprehensive income; FVOCI – debt investment; FVOCI – equity investment; or fair value through profit or loss (FVTPL).

A financial asset is measured at amortised cost if it meets both of the following conditions and is not designated as at FVTPL:

- it is held within a business model whose objective is to hold assets to collect contractual cash flows; and
- its contractual terms give rise on specified dates to cash flows that are solely payments of principal and interest on the principal amount outstanding (SPPI).

A debt investment is measured at FVOCI if it meets both of the following conditions and is not designated as at FVTPL:

- it is held within a business model whose objective is achieved by both collecting contractual cash flows and selling financial assets; and
- its contractual terms give rise on specified dates to cash flows that are solely payments of principal and interest on the principal amount outstanding (SPPI).

On initial recognition of an equity investment that is not held for trading, the Company may irrevocably elect to present subsequent changes in fair value in other comprehensive income. This election is made on an investment-by-investment basis.

STERLING INVESTMENTS LIMITED
Notes to the Financial Statements (Continued)
Year ended December 31, 2022 (Expressed in Jamaican Dollars)

3. Significant accounting policies (continued)

(a) Financial instruments – Classification, recognition and derecognition, measurement and impairment (continued)

(ii) Classification and measurement (continued)

Financial assets (continued)

All financial assets not classified as measured at amortised cost or FVOCI are measured at FVTPL. On initial recognition, the Company may irrevocably designate a financial asset that otherwise meets the requirements to be measured at amortised cost or at FVOCI, or as at FVTPL if doing so eliminates or significantly reduces an accounting mismatch that would otherwise arise.

Fair value gains and losses on such equity instruments are never reclassified to profit or loss. Cumulative gains and losses on debt securities recognised in OCI are transferred to retained earnings on disposal of the investment.

Business model assessments:

The Company makes an assessment of the objective of the business model in which a financial asset is held at a portfolio level because this best reflects the way the business is managed and information is provided to management. The information considered includes:

- The stated policies and objectives for the portfolio and the operation of those policies in practice. These include whether management's strategy focuses on earning contractual interest income, maintaining a particular interest rate profile, matching the duration of the financial assets to the duration of any related liabilities that are funding these assets or realising cash flows through the sale of the assets;
- How the performance of the portfolio is evaluated and reported to the Company's management;
- The risks that affect the performance of the business model (and the financial assets held within that business model) and how those risks are managed;
- How managers of the business are compensated – e.g. whether compensation is based on the fair value of the assets managed or the contractual cash flows collected; and
- The frequency, volume and timing of sales of financial assets in prior periods, the reasons for such sales and expectations about future sales activity. However, the information about sales activity is not considered in isolation, but as part of an overall assessment of how the Company's stated objective for managing the financial assets is achieved and how cash flows are realised.

STERLING INVESTMENTS LIMITED
Notes to the Financial Statements (Continued)
Year ended December 31, 2022 (Expressed in Jamaican Dollars)

3. Significant accounting policies (continued)

(a) Financial instruments – Classification, recognition and derecognition, measurement and impairment (continued)

(ii) Classification and measurement (continued)

Financial assets (continued)

Business model assessments (continued):

Financial assets that are held for trading or managed and whose performance is evaluated on a fair value basis are measured at FVTPL because they are neither held to collect contractual cash flows nor held both to collect contractual cash flows and to sell financial assets.

Assessment whether contractual cash flows are solely payments of principal and interest:

For the purposes of this assessment, ‘principal’ is defined as the fair value of the financial asset on initial recognition. ‘Interest’ is defined as consideration for the time value of money and for the credit risk associated with the principal amount outstanding during a particular period of time and for other basic lending risks and costs (e.g. liquidity risk and administrative costs), as well as a profit margin.

The Company’s objective is achieved by both collecting contractual cash flows and selling financial assets.

In assessing whether the contractual cash flows are solely payments of principal and interest, the Company considers the contractual terms of the instrument. This includes assessing whether the financial asset contains a contractual term that could change the timing or amount of contractual cash flows such that it would not meet this condition. In making this assessment, the Company considers the following:

- contingent events that would change the amount or timing of cash flows;
- terms that may adjust the contractual coupon rate, including variable-rate features;
- leverage features, that modify consideration of the time value of money such as periodic reset of interest rates;
- prepayment and extension features; and
- terms that limit the Company’s claim to cash flows from specified assets (e.g. non-recourse features).

STERLING INVESTMENTS LIMITED
Notes to the Financial Statements (Continued)
Year ended December 31, 2022 (Expressed in Jamaican Dollars)

3. Significant accounting policies (continued)

(a) Financial instruments – Classification, recognition and derecognition, measurement and impairment (continued)

(ii) Classification and measurement (continued)

Financial liabilities

The Group classifies non-derivative financial liabilities into the “other financial liabilities” category. These are measured at amortised cost.

Reclassifications

Financial assets are not reclassified subsequent to their initial recognition, except in the period after the Company changes its business model for managing financial assets, in which case all affected financial assets are reclassified on the first reporting period following the change in business model

(iii) Identification and measurement of impairment

The Company recognises loss allowances for ECL on financial instruments that are not measured at FVTPL, i.e. financial assets that are debt instruments. No impairment loss is recognised on equity investments.

The Company measures loss allowances at an amount equal to 12-month ECL on the debt investment securities that are determined to have low credit risk at the reporting date and other financial instruments on which credit risk has not increased significantly since their initial recognition.

The Company considers a debt investment security to have low credit risk when its credit risk rating is equivalent to the globally understood definition of ‘investment grade’. The Company does not apply the low credit risk exemption to any other financial instruments.

12-month ECL are the portion of ECL that result from default events on a financial instrument that are possible within the 12 months after the reporting date. Financial instruments for which a 12-month ECL is recognised are referred to as ‘Stage 1 financial instruments’.

Life-time ECL are the ECL that result from all possible default events over the expected life of the financial instrument. Financial instruments for which a lifetime ECL is recognised but which are not credit-impaired are referred to as ‘Stage 2 financial instruments’.

STERLING INVESTMENTS LIMITED
Notes to the Financial Statements (Continued)
Year ended December 31, 2022 (Expressed in Jamaican Dollars)

3. Significant accounting policies (continued)

(a) Financial instruments – Classification, recognition and derecognition, measurement and impairment (continued)

(iii) Identification and measurement of impairment (continued)

Measurement of ECL

ECL are a probability-weighted estimate of credit losses. They are measured as follows:

- *financial assets that are not credit-impaired at the reporting date:* as the difference between the present value of all cash shortfalls (i.e. the difference between the cash flows due to the entity in accordance with the contract and the cash flows that the Company expects to receive) and;
- *financial assets that are credit-impaired at the reporting date:* as the difference between the gross carrying amount and the present value of estimated future cash flows.

Credit-impaired financial assets

At each reporting date, the Company assesses whether financial assets carried at amortised cost and debt financial assets carried at FVOCI are credit-impaired (referred to as ‘Stage 3 financial assets’). A financial asset is ‘credit-impaired’ when one or more events that have a detrimental impact on the estimated future cash flows of the financial asset have occurred.

Evidence that a financial asset is credit-impaired includes the following observable data:

- significant financial difficulty of the borrower or issuer;
- a breach of contract such as a default or past due event;
- the restructuring of a loan or advance by the Company on terms that the Company would not consider otherwise;
- it is becoming probable that the borrower will enter bankruptcy or other financial reorganisation; or
- the disappearance of an active market for a security because of financial difficulties.

STERLING INVESTMENTS LIMITED
Notes to the Financial Statements (Continued)
Year ended December 31, 2022 (Expressed in Jamaican Dollars)

3. Significant accounting policies (continued)

(a) Financial instruments – Classification, recognition and derecognition, measurement and impairment (continued)

(iii) Identification and measurement of impairment (continued)

Credit-impaired financial assets (continued)

In making an assessment of whether an investment in sovereign debt is credit-impaired, the Company considers the following factors.

- The market’s assessment of creditworthiness as reflected in the bond yields.
- The rating agencies’ assessments of creditworthiness.
- The country’s ability to access the capital markets for new debt issuance.
- The probability of debt being restructured, resulting in holders suffering losses through voluntary or mandatory debt forgiveness.
- The international support mechanisms in place to provide the necessary support as ‘lender of last resort’ to that country, as well as the intention, reflected in public statements, of governments and agencies to use those mechanisms. This includes an assessment of the depth of those mechanisms and, irrespective of the political intent, whether there is the capacity to fulfil the required criteria.

Presentation of allowance for ECL in the statement of financial position

Loss allowances for ECL are presented in the statement of financial position as follows: *financial assets measured at amortised cost:* as a deduction from the gross carrying amount of the assets

Debt instrument measured at FVOCI; no loss allowance is recognised in the statement of financial position because the carrying amount of these assets is fair value.

Write off

Loans and debt securities are written off (either partially or in full) when there is no reasonable expectation of recovering a financial asset in its entirety or a portion thereof. This is generally the case when the Company determines that the borrower does not have assets or sources of income that could generate sufficient cash flows to repay the amounts subject to the write-off. This assessment is carried out at the individual asset level.

Recoveries of amounts previously written off are included in ‘impairment losses on financial instruments’ in the statement of profit or loss and other comprehensive income.

STERLING INVESTMENTS LIMITED
Notes to the Financial Statements (Continued)
Year ended December 31, 2022 (Expressed in Jamaican Dollars)

3. Significant accounting policies (continued)

(b) Cash and cash equivalents

Cash comprises cash in hand and demand deposits. Cash equivalents comprise short-term highly liquid investments that are readily convertible to known amounts of cash, are subject to an insignificant risk of changes in value, and are held for the purpose of meeting short-term commitments (these investments include short-term deposits where the maturities do not exceed three months from the acquisition date). Cash and cash equivalents are measured at amortised cost.

(c) Accounts receivable

Accounts receivable is measured at amortised cost, less impairment losses.

(d) Margin loans payable and other payables

Margin loans payable and other payables are measured at amortised cost.

(e) Interest

- (i) Interest income and expense are recognised in profit or loss by using the effective interest method. The “effective interest rate” is the rate that exactly discounts the estimated future cash receipts through the expected life of the financial instruments to its gross carrying amount.

Effective interest rate

When calculating the effective interest rate for financial instruments other than purchased or originated credit impaired assets, the Company estimates future cash flows considering all contractual terms of the financial instrument, but not ECL. For purchased or originated credit-impaired financial assets a credit-adjusted effective interest rate is calculated using estimated future cash flows including ECL.

The calculation of the effective interest rate includes transaction costs and fees and points paid or received that are an integral part of the effective interest rate. Transaction costs include incremental costs that are directly attributable to the acquisition of a financial asset.

Amortised cost and gross carrying amount

The ‘amortised cost’ of a financial asset or financial liability is the amount at which the financial asset or financial liability is measured on initial recognition minus the principal repayments, plus or minus the cumulative amortisation using the effective interest method of any difference between that initial amount and the maturity amount and, for financial assets, adjusted for any expected credit loss allowance.

The ‘gross carrying amount of a financial asset’ is the amortised cost of a financial asset before adjusting for any expected credit loss allowance.

STERLING INVESTMENTS LIMITED
Notes to the Financial Statements (Continued)
Year ended December 31, 2022 (Expressed in Jamaican Dollars)

3. Significant accounting policies (continued)

(e) Interest (continued)

(i) (Continued)

Calculation of interest income and interest expense

The effective interest rate of a financial asset or financial liability is calculated on initial recognition of a financial asset. In calculating interest income, the effective interest rate is applied to the gross carrying amount of the asset (when the asset is not credit-impaired). The effective interest rate is revised as a result of periodic re-estimation of cash flows of floating rate instruments to reflect movements in market rates of interest.

However, for financial assets that have become credit-impaired subsequent to initial recognition, interest income is calculated by applying the effective interest rate to the amortised cost of the financial asset. If the asset is no longer credit-impaired, then the calculation of interest income reverts to the gross basis.

For financial assets that have become credit-impaired on initial recognition, interest income is calculated by applying the credit adjusted effective interest rate to the amortised cost of the asset. If the asset is no longer credit-impaired, then the calculation of interest income reverts to the gross basis.

Presentation

Interest income calculated using the effective interest method presented in the statement of profit or loss and other comprehensive income includes interest on debt instruments measured at FVOCI.

Interest expense presented in the statement of profit or loss and other comprehensive income includes financial liabilities measured at amortised cost.

(ii) Gain or loss on holding and trading securities

Gain or loss on securities trading is recognised when the Company becomes a party to a contract to dispose of the securities, or, in the case of financial assets measured at fair value, upon remeasurement of those assets.

(f) Foreign currencies

Foreign currency balances at the reporting date are translated at the foreign exchange rates ruling at that date. Transactions in foreign currencies are converted at the foreign exchange rates ruling at the dates of the transactions. Gains and losses arising from fluctuations in exchange rates are recognised in profit or loss.

STERLING INVESTMENTS LIMITED
Notes to the Financial Statements (Continued)
Year ended December 31, 2022 (Expressed in Jamaican Dollars)

3. Significant accounting policies (continued)

(g) Share capital

The Company classifies capital instruments as financial liabilities or equity instruments in accordance with the substance of the contractual terms of the instruments.

(i) Ordinary stock units

The Company's ordinary stock units are not redeemable by holders and dividends are paid at the sole discretion of the Board of Directors. Accordingly, they are presented within equity and dividends thereon are also recognised in equity.

Incremental costs directly attributable to the issue of ordinary stock units are recognised as deduction from equity.

(ii) Preference shares

Preference share capital is classified as:

- Equity if it is non-redeemable, or redeemable only at the Company's option, and any dividends are discretionary; in such a case, dividends thereon are recognised as equity distributions.
- Liability if it is redeemable on a specific date or at the option of the stockholders, or if dividends are not discretionary; in such a case, dividends thereon are recognised as interest in profit or loss as accrued.

The Company's preference shares bear contractual entitlements to dividends that are cumulative, and not at the discretion of the directors. Accordingly, they are presented as a financial liability.

(h) Income tax

Income tax on the profit or loss for the period comprises current tax. Income tax is recognised in profit or loss except to the extent that it relates to items recognised directly in other comprehensive income, in which case it is recognised in other comprehensive income.

Current income tax is the expected tax payable on the taxable income for the period, using tax rates enacted at the reporting date, and any adjustment to income tax payable in respect of previous years.

(i) Segment reporting

An operating segment is a component of the Company that engages in business activities from which it may earn revenues and incur expenses; whose operating results are regularly reviewed by the entity's Chief Operating Decision Maker (CODM) to make decisions about resources to be allocated to the segment and assesses its performance; and for which discrete financial information is available.

The Company's activities are limited to revenue earned from investment securities, operating in a single segment, therefore no additional segment information is provided.

STERLING INVESTMENTS LIMITED
Notes to the Financial Statements (Continued)
Year ended December 31, 2022 (Expressed in Jamaican Dollars)

3. Significant accounting policies (continued)

(j) Amended standards effective during the year

Certain amended standards were effective as at January 1, 2022, which did have any impact on the Company's financial statements.

(k) New and amended standards issued but not yet effective

At the date of authorisation of these financial statements, certain new and amended standards have been issued which were not effective for the current year and which the Company has not early adopted.

- (i) Amendments to IAS 1 *Presentation of Financial Statements* are effective for annual periods beginning on or after January 1, 2023 and may be applied earlier. The amendments help companies provide useful accounting policy disclosures.

The key amendments to IAS 1 include:

- requiring companies to disclose their material accounting policies rather than their significant accounting policies;
- clarifying that accounting policies related to immaterial transactions, other events or conditions are themselves immaterial and as such need not be disclosed; and
- clarifying that not all accounting policies that relate to material transactions, other events or conditions are themselves material to a company's financial statements.

The amendments are consistent with the refined definition of material:

"Accounting policy information is material if, when considered together with other information included in an entity's financial statements, it can reasonably be expected to influence decisions that the primary users of general purpose financial statements make on the basis of those financial statements".

The Company will apply the amended standard for the reporting period ended December 31, 2023, with changes in disclosures in accounting policies expected.

- (ii) Amendments to IAS 8 *Accounting Policies, Changes in Accounting Estimates and Errors* are effective for periods beginning on or after January 1, 2023, with early adoption permitted. The amendments introduce a new definition for accounting estimates: clarifying that they are monetary amounts in the financial statements that are subject to measurement uncertainty.

The amendments also clarify the relationship between accounting policies and accounting estimates by specifying that a company develops an accounting estimate to achieve the objective set out by an accounting policy.

STERLING INVESTMENTS LIMITED
Notes to the Financial Statements (Continued)
Year ended December 31, 2022 (Expressed in Jamaican Dollars)

3. Significant accounting policies (continued)

(k) New and amended standards issued but not yet effective

(ii) Amendments to IAS 8 *Accounting Policies, Changes in Accounting Estimates and Errors (continued)*

Developing an accounting estimate includes both:

- selecting a measurement technique (estimation or valuation technique) – e.g. an estimation technique used to measure a loss allowance for expected credit losses when applying IFRS 9 Financial Instruments; and
- choosing the inputs to be used when applying the chosen measurement technique – e.g. the expected cash outflows for determining a provision for warranty obligations when applying IAS 37 *Provisions, Contingent Liabilities and Contingent Assets*.

The effects of changes in such inputs or measurement techniques are changes in accounting estimates, unless they result from the corrections of prior period errors. The definition of accounting policies remains unchanged.

The Company will apply the amendments for the reporting period ended December 31, 2023. The amended standards is not expected to have a significant impact on the Company's financial statements.

Other forthcoming amended standard

The following amended standard is not expected to have a significant impact on the Company's financial statements:

Amendments to IAS 1 *Presentation of Financial Statements*, Classification of liabilities as current or non-current, are effective for annual reporting periods beginning on or after January 1, 2023.

4. Cash and cash equivalents

	<u>2022</u>	<u>2021</u>
	\$	\$
Cash	3,000	3,000
Demand deposit accounts	<u>632,286</u>	<u>1,388,627</u>
	<u>635,286</u>	<u>1,391,627</u>

Demand deposit accounts includes \$59,903 (2021: \$26,940) [notes 11(v)(a) and 12] received from stockholders as prepayments for the purchase of the Company's stock units.

STERLING INVESTMENTS LIMITED
Notes to the Financial Statements (Continued)
Year ended December 31, 2022 (Expressed in Jamaican Dollars)

5. Accounts receivable

	<u>2022</u>	<u>2021</u>
	\$	\$
Interest receivable	37,674,384	35,233,520
Prepayments	362,242	369,678
Other	-	246,726
	<u>38,036,808</u>	<u>35,849,924</u>

Accounts receivable is stated net of impairment provision of \$Nil (2021: \$Nil) and is due as follows:

	<u>2022</u>	<u>2021</u>
	\$	\$
Due within twelve (12) months	37,674,384	35,233,520
No specific maturity	<u>362,242</u>	<u>616,404</u>
	<u>38,036,808</u>	<u>35,849,924</u>

6. Investment securities

	<u>2022</u>	<u>2021</u>
	\$	\$
Debt investment securities measured at FVOCI		
(i) Corporate bonds US\$7,399,772 (2021: US\$9,116,512)	1,117,439,601	1,404,216,399
(ii) Municipal bonds US\$1,363,155 (2021: US\$1,729,765)	205,850,109	266,435,704
(iii) Sovereign bonds US\$1,205,600 (2021: US\$1,361,000)	<u>182,057,656</u>	<u>209,634,830</u>
	<u>1,505,347,366</u>	<u>1,880,286,933</u>
Equity investment securities measured at FVOCI		
(iv) Unquoted ordinary shares US\$653,544 (2021: US\$653,544)	<u>98,691,679</u>	<u>100,665,382</u>
Investment securities designated as at fair value through profit or loss		
(v) Structured notes US\$658,260 (2021: US\$1,523,820)	99,403,843	234,713,995
Quoted ordinary equities	<u>4,588,251</u>	<u>24,650,097</u>
	<u>103,992,093</u>	<u>259,364,092</u>
	<u>1,708,031,139</u>	<u>2,240,316,407</u>

(i) Corporate bonds earn interest at rates ranging from 5.95% to 10.6% (2021: 6.125% to 11.800%) per annum and mature over the period 2023 to 2049 (2021: 2022 to 2049).

(ii) Municipal bonds earn interest at rates ranging from 6.050% to 7.625% (2021: 6.050% to 7.625%) per annum and mature over the period 2029 to 2040 (2021: 2029 to 2040).

(iii) Sovereign bonds earn interest at rates ranging from 7.125% to 8.95% (2021: 7.125% to 8.950%) per annum and mature on 2032 and 2038 (2021: 2032 and 2038).

(iv) The Company holds 4.93% (2021: 4.93%) of ordinary shares in Sterling Development (SKN) Limited ("SDL"), a related party [note 9(c)(i)].

STERLING INVESTMENTS LIMITED
Notes to the Financial Statements (Continued)
Year ended December 31, 2022 (Expressed in Jamaican Dollars)

6. Investment securities (continued)

(iv) (Continued)

The investment is designated at FVOCI. The FVOCI designation was made because the investments are expected to be held for the long term for strategic purposes. The fair value of the investment in SDL's shares was determined using the net asset approach, which was based on the valuation of SDL's underlying assets using the discounted cash flows. The significant and unobservable inputs used in the valuation of the underlying assets include its expected net cash flows, the weighted average cost of capital ranging from 13% to 14% (2021: 13% to 14%) and marketability discount rate ranging from 25% to 30%. (2021: 25% to 30%). An increase in any of these variables will have a downward impact on the fair value of the unquoted ordinary shares, if all other factors are held constant.

(v) Structured notes being debt obligations that contain an embedded derivative component that adjusts the security's risk-return profile are carried as FVTPL. They represent investments in JP Morgan and Credit Suisse Medium term notes which will mature on March 11, 2024, April 22, 2024, May 13, 2024, and January 21, 2026 respectively. These notes bear interest rates ranging from 8% to 10.6% (2021: 7.75% to 11.8%).

(vi) Investment securities are used to collateralise margin loans with brokers (note 7).

(vii) The maturity profile of investments, in relation to the reporting date are shown as follows:

	<u>2022</u>	<u>2021</u>
	\$	\$
Due within twelve (12) months	1,982,006	1,744,390
Due after twelve (12) months	1,602,769,203	2,113,256,658
No specific maturity	<u>103,279,930</u>	<u>125,315,359</u>
	<u>1,708,031,139</u>	<u>2,240,316,407</u>

7. Margin loans payable

These are margin loans due to overseas brokers of US\$3,047,476 (2021: US\$4,141,961). The loans bear interest at rates ranging 2.20% to 4.00% (2021: 2.01% to 2.5% per annum, have no set repayment date and are collateralised by securities purchased from the brokers with the loan proceeds [note 6(vi)]. The margin loans would be classified as current.

8. Other payables

	<u>2022</u>	<u>2021</u>
	\$	\$
Manager's preference shares interest payable [US\$Nil (2021: US\$211,987)] [note 9(c)(i)]	-	32,806,453
Other payables and accruals	<u>9,030,916</u>	<u>8,343,429</u>
	<u>9,030,916</u>	<u>41,149,882</u>

Other payables are due to be settled within twelve (12) months of the reporting date.

STERLING INVESTMENTS LIMITED
Notes to the Financial Statements (Continued)
Year ended December 31, 2022 (Expressed in Jamaican Dollars)

9. Related party balances and transactions

(a) Definition of related party

A related party is a person or entity that is related to the Company.

(i) A person or a close member of that person's family is related to the Company if that person:

- (1) has control or joint control over the Company;
- (2) has significant influence over the Company; or
- (3) is a member of the key management personnel of the Company or of a parent of the Company.

(ii) An entity is related to the Company if any of the following conditions applies:

- (1) The entity and the Company are members of the same group (which means that each parent, subsidiary and fellow subsidiary is related to the others).
- (2) One entity is an associate or joint venture of the other entity (or an associate or joint venture of a member of a group of which the other entity is a member).
- (3) Both entities are joint ventures of the same third party.
- (4) One entity is a joint venture of a third entity and the other entity is an associate of the third entity.
- (5) The entity is a post-employment benefit plan for the benefit of employees of either the Company or an entity related to the Company.
- (6) The entity is controlled, or jointly controlled by a person identified in (i).
- (7) A person identified in (i)(1) has significant influence over the entity or is a member of the key management personnel of the entity (or of a parent of the entity).
- (8) The entity, or any member of a group of which it is a part, provides key management personnel services to the Company or the parent of the Company.

A related party transaction is a transfer of resources, services or obligations between the Company and a related party, regardless of whether a price is charged.

(b) Identity of related parties

The Company has related party relationships with its directors, investment manager and other entities under the common control of its investment manager.

STERLING INVESTMENTS LIMITED
Notes to the Financial Statements (Continued)
Year ended December 31, 2022 (Expressed in Jamaican Dollars)

9. Related party balances and transactions (continued)

(c) Related party amounts

- (i) The statement of financial position includes balances with related parties, arising in the ordinary course of business, as follows:

	<u>2022</u>	<u>2021</u>
	\$	\$
Entity with common stockholders and directors		
Unquoted ordinary shares [note 6 (iv)]	<u>98,691,679</u>	<u>100,665,382</u>
Investment manager		
Interest payable on Manager's preference shares (note 8)	-	(32,806,453)
Due to related company	<u>4,477,711</u>	<u>30,920,420</u>

The amounts due to the Investment manager and related company are unsecured, interest-free and are repayable within twelve (12) months from reporting date.

- (ii) The statement of profit or loss and other comprehensive income includes income earned from, and expenses incurred in, transactions with related parties, in the ordinary course of business, as follows:

	<u>2022</u>	<u>2021</u>
	\$	\$
Entity with common stockholders		
Investment manager		
Interest on Manager's preference shares (note 8)	-	(32,806,453)
Management fees (note 15)	(25,371,744)	(30,920,420)
Dividend paid to Directors	(2,643,028)	(2,468,217)
Directors' fees (note 15)	<u>(5,415,340)</u>	<u>(4,500,608)</u>

10. Manager's preference shares

- (a) This represents 10,000 manager's cumulative preference shares [see note 11(i)] held by Sterling Asset Management. The terms and conditions of these shares include the following:

- (i) The block of manager's cumulative preference shares, at all times, regardless of the number of ordinary stock units issued and held, enjoy voting control to the extent of 51% of such votes as may be cast by stockholders of the Company with respect to any and all decisions by such stockholders;
- (ii) The manager's cumulative preference shares rank *pari passu* as between and among themselves;

STERLING INVESTMENTS LIMITED
Notes to the Financial Statements (Continued)
Year ended December 31, 2022 (Expressed in Jamaican Dollars)

10. Manager's preference shares (continued)

(a) (Continued)

- (iii) The manager's cumulative preference shares are entitled to a cumulative annual preference dividend of twenty five per cent (25%) of the Company's return on equity earned in excess of the hurdle rate (computed in accordance with the formula set out in the terms and conditions of issue) applied to the United States dollar value of the Company's profit and equity. The return on equity is calculated as the profit for the year of the Company divided by the value of the Company's average equity as at the end of the financial year, expressed in United States dollars and substantiated by the audited financial statements;
- (iv) Apart from the right to the cumulative annual preference dividend, the manager's cumulative preference shares have no economic rights or entitlements save for the right in a winding up to the repayment of the capital paid thereon on a *pari passu* basis with the capital paid on the ordinary stock units; and
- (v) In the event that an entity which is (or becomes) the investment manager subsequently ceases to be the investment manager in accordance with the relevant provisions of the Company's Articles of Association, each of the manager's cumulative preference shares held by that entity shall thereupon automatically be converted into a fully paid ordinary stock units in the Company.

- (b) The dividend payment is recorded as interest on manager's preference shares in the statement of profit or loss and other comprehensive income.

11. Share capital

	<u>Number of units</u>	
	<u>2022</u>	<u>2021</u>
(i) Authorised:		
Ordinary stock units of no par value	2,000,000,000	2,000,000,000
Manager's cumulative preference shares of no par value	<u>10,000</u>	<u>10,000</u>
	<u>2,000,010,000</u>	<u>2,000,010,000</u>

STERLING INVESTMENTS LIMITED
Notes to the Financial Statements (Continued)
Year ended December 31, 2022 (Expressed in Jamaican Dollars)

11. Share capital (continued)

(ii) Issued and fully paid:

	Number of units		Total	
	2022	2021	2022 \$	2021 \$
Ordinary stock units				
Balance at beginning of year	418,608,941	377,028,367	1,034,495,652	909,347,746
Issued during the year:				
Dividend Reinvestment Programme [note 11(v)(a)]	1,639,993	1,700,108	4,935,701	4,304,253
Complementary Share Purchase Programme [note 11(v)(b)]	9,366,104	39,880,466	27,483,657	120,843,653
Net proceeds from issuance	11,006,097	41,580,574	32,419,358	125,147,906
Balance at end of year	429,615,038	418,608,941	1,066,915,010	1,034,495,652
Manager's cumulative preference shares	10,000	10,000	10,000	10,000
	429,625,038	418,618,941	1,066,925,010	1,034,502,652
Less: Manager's preference shares reclassified to liability (note 10)	(10,000)	(10,000)	(10,000)	(10,000)
	429,615,038	418,608,941	1,066,915,010	1,034,495,652

(iii) The holder of ordinary shares are entitled to receive dividends as declared from time to time and are entitled to one vote per share at meetings of the company.

(iv) The rights and entitlements of the holders of the preference shares are set out in note 10.

(v) Dividend Reinvestment and Complementary Share Purchase Programme

The Company operates two (2) share incentive programmes as follows:

(a) Dividend Reinvestment Programme

Under the Dividend Reinvestment Programme (DRIP), the stockholders of the Company may elect to reinvest their dividend in new ordinary stock units, rounded down to the nearest stock unit at the closing price applicable on the record date and without incurring fees. Residual unallocated dividends as at December 31, 2022 amounted to \$59,903 (2021: \$26,940) (note 4) and are included in other payables and accruals.

During the year, 1,639,993 (2021: 1,700,108) stock units were issued to the stockholders, under this programme.

STERLING INVESTMENTS LIMITED
Notes to the Financial Statements (Continued)
Year ended December 31, 2022 (Expressed in Jamaican Dollars)

11. Share capital (continued)

(v) (Continued)

(b) Complementary Share Purchase Programme

Under the Complementary Share Purchase Programme (CSPP), the stockholders of the Company may purchase new ordinary stock units at the closing price applicable for the last day of the relevant quarter and without incurring fees.

Funds received are recorded as prepaid share reserve (note 12) and transferred to share capital when the stocks are issued.

During the year, 9,243,840 (2021: 39,880,466) stock units were issued to the stockholders, under this programme.

12. Prepaid share reserve

This represents funds received from stockholders during the last quarter of the previous financial year to purchase the Company's stock units under the CSPP [note 11(v)(b)]. Subsequently, stock units were issued on January 24, 2023 (2021: January 21, 2022) at a stock unit price of \$2.72 (2021: \$2.87).

13. Fair value reserve

This represents the cumulative net change in the fair value of investment securities measured at FVOCI until assets are derecognised or reclassified, net of expected credit loss.

14. Revenue

This represents income earned from holding and trading investment securities.

15. Other operating expenses

	2022 \$	2021 \$
Management fees [note 9(c)(ii)]	25,371,744	30,920,420
Auditors' remuneration	5,398,689	5,165,428
Directors' fees [note 9(c)(ii)]	5,415,340	4,500,608
Stock exchange listing fees	2,800,817	2,480,685
Professional fees	1,107,156	2,421,649
Other	5,843,869	2,781,082
	45,937,615	48,269,872

STERLING INVESTMENTS LIMITED
Notes to the Financial Statements (Continued)
Year ended December 31, 2022 (Expressed in Jamaican Dollars)

16. Taxation

The Company had elected to be charged at the rate of 1% under the International Business Companies Act (“Act”). Under the amendments to the Act, the Company continued to benefit from the pre-amendment provisions until June 30, 2021. After the grandfathering period ended, all companies in Saint Lucia are subject to tax at 30%. However, notwithstanding, the income earned outside of Saint Lucia is not subject to income tax. In 2022, all the income earned by the Company is outside of Saint Lucia, thus the Company is exempt from paying income tax during the year. The effective tax rate is Nil % (2021: 0.72%).

	<u>2022</u>	<u>2021</u>
	\$	\$
Profit before taxation	<u>42,705,026</u>	<u>161,036,436</u>
Computed “expected” tax charge 30% (2021: 1% & 30%)	12,811,508	17,800,414
Tax effect of differences between profit for financial statements and tax reporting purposes:		
Unrealised foreign exchange gain	-	(1,108,264)
Unrealised loss on revaluation of investment securities	-	227,294
Exempt income	(12,811,508)	(16,190,050)
Impairment loss on debt investment securities	-	166,059
Manager’s preference share interest expense	-	<u>328,065</u>
Current tax charge, being total taxation charge	<u>-</u>	<u>1,223,518</u>

17. Earnings per stock unit

(a) Basic earnings per stock unit

Basic earnings per stock unit is calculated by dividing the profit attributable to stockholders by the weighted average number of ordinary stock units in issue during the year.

	<u>2022</u>	<u>2021</u>
Profit attributable to ordinary stockholders	\$ <u>42,705,026</u>	<u>159,812,918</u>
Weighted average number of ordinary stock units in issue	<u>424,734,523</u>	<u>413,442,100</u>
Basic earnings per stock unit	\$ <u>0.10</u>	<u>0.39</u>

(b) Diluted earnings per stock unit

Diluted earnings per stock unit is calculated by dividing the profit attributable to ordinary stockholders by the weighted average number of ordinary stock units outstanding after adjustment for the effects of all dilutive potential ordinary stock units. The effect of conversion of convertible preference shares, the only potential ordinary stock units, is excluded from the computation as it is antidilutive; thus, the diluted earnings per stock unit is equal to the basic earnings per stock unit of \$0.10 (2021: \$0.39).

STERLING INVESTMENTS LIMITED
Notes to the Financial Statements (Continued)
Year ended December 31, 2022 (Expressed in Jamaican Dollars)

18. Dividends

	<u>2022</u>	<u>2021</u>
	\$	\$
Distribution to ordinary stockholders at \$0.01153 (2021: \$0.18) per stock unit	<u>74,516,715</u>	<u>73,649,982</u>

During the year, certain stockholders elected to reinvest their dividends earned of \$4,935,701 (2021: \$4,304,253) [note 11(v)(a)].

19. Financial risk management

The Company has exposure to credit, liquidity and market risks from its use of financial instruments. The Company’s affairs are administered by the Investment Manager, a related company, which, together with the Board of Directors, has overall responsibility for the establishment and oversight of the Company’s risk management framework. The risk management policies are established to identify and analyse the risks faced by the Company, to set appropriate risk limits and controls, and to monitor risks and adherence to limits. Risk management policies and procedures are reviewed regularly to reflect changes in market conditions, products and services offered.

(a) Credit risk

Credit risk is the risk of financial loss to the Company that one party to a financial instrument will fail to discharge its contractual obligations, and arises principally from the Company’s investment securities. The Board of Directors is responsible for oversight of the Company’s credit risk, including formulating policies, establishing the authorisation structure for the approval of credit facilities, reviewing and assessing credit risk, and limiting concentration of exposure to counterparties. Additionally, the Investment Manager reports to the Board of Directors on a regular basis about credit quality, and the appropriate action is taken.

(i) Investments in debt securities:

The Company manages the exposure to credit risk in the following way:

It maintains cash and cash equivalents with major financial institutions which management regards as reputable. The financial performance of these financial institutions are continually reviewed by the Investment Manager. Investments are held substantially in United States of America Government Agency and corporate securities.

Total credit exposure is the total of receivables and investment securities recognised in the statement of financial position, as there are no other significant credit exposures.

STERLING INVESTMENTS LIMITED
Notes to the Financial Statements (Continued)
Year ended December 31, 2022 (Expressed in Jamaican Dollars)

19. Financial risk management (continued)

(a) Credit risk (continued)

(i) Investments in debt securities (continued):

Credit quality

The Company identifies changes in credit risk by tracking published external credit ratings. To determine whether published ratings remain up to date and to assess whether there has been a significant increase in credit risk at the reporting date that has not been reflected in published ratings, the Company supplements this by reviewing changes in bond yields together with available press and regulatory information on issuers.

Twelve (12)-month and lifetime probabilities of default are based on historical data supplied by each credit rating and are recalibrated based on current bond yields. Loss given default (LGD) parameters generally reflect an assumed recovery rate of percent except when the security is credit-impaired, in which case the estimate of loss based on the instrument's current market price and original effective interest rate.

The following table sets out the credit quality of debt investment securities based on Standard and Poor's and Moody's ratings as follows:

	2022			
	Stage 1	Stage 2	Stage 3	Total
	\$	\$	\$	\$
Debt investment securities at FVOCI				
AA	151,663,873	-	-	151,663,873
AA-	66,387,016	-	-	66,387,016
A+	125,958,196	-	-	125,958,196
A-	36,887,968	-	-	36,887,968
BBB+	262,590,534	-	-	262,590,534
BBB	74,893,410	-	-	74,893,410
BB+	103,391,564	-	-	103,391,564
BB	105,273,601	-	-	105,273,601
BB-	43,210,001	-	-	43,210,001
B+	182,057,656	179,159,321	-	361,216,977
B	94,591,154	29,533,781	-	124,124,935
CCC+	32,048,248	-	-	32,048,248
C	-	14,063,634	-	14,063,634
D	-	-	3,637,409	3,637,409
Total carrying amount	<u>1,278,953,221</u>	<u>227,756,736</u>	<u>3,637,409</u>	<u>1,505,347,366</u>
Loss allowance	<u>(4,388,216)</u>	<u>(1,815,152)</u>	<u>(74,684,058)</u>	<u>(80,887,426)</u>

STERLING INVESTMENTS LIMITED
Notes to the Financial Statements (Continued)
Year ended December 31, 2022 (Expressed in Jamaican Dollars)

19. Financial risk management (continued)

(a) Credit risk (continued)

(i) Investments in debt securities (continued):

	2021			Total
	Stage 1	Stage 2	Stage 3	
	\$	\$	\$	\$
Debt investment securities at FVOCI				
AA	-	-	-	-
AA-	-	-	-	-
A+	-	-	-	-
A	-	-	-	-
A-	-	-	-	-
BBB+	69,131,437	-	-	69,131,437
BBB	304,972,238	-	-	304,972,238
BBB-	392,425,158	-	-	392,425,158
BB+	139,363,725	-	-	139,363,725
BB	318,477,819	-	-	318,477,819
BB-	79,859,934	124,296,049	-	204,155,983
B+	307,902,889	-	-	307,902,889
B	48,902,985	-	-	48,902,985
B-	47,076,032	-	-	47,076,032
C	-	17,747,648	-	17,747,648
D	-	-	30,131,019	30,131,019
Total carrying amount	<u>1,708,112,217</u>	<u>142,043,697</u>	<u>30,131,019</u>	<u>1,880,286,933</u>
Loss allowance	<u>(5,635,958)</u>	<u>(481,498)</u>	<u>(74,276,963)</u>	<u>(80,394,419)</u>

(ii) Cash resources

Cash resources are held with reputable banks and other financial institutions counterparties.

(iii) Concentration of credit risk

The Company monitors concentration of credit risk by issuer and by geographic location. An analysis of concentrations of credit risk at the reporting date is shown below:

	2022	2021
	\$	\$
Issuer:		
Corporate – unrelated parties	1,245,907,136	1,664,931,137
Municipal bonds	210,255,761	272,264,442
Bahamas	186,262,655	213,923,923
Banks	<u>635,286</u>	<u>1,391,627</u>
Total financial assets	<u>1,643,060,837</u>	<u>2,152,511,129</u>

STERLING INVESTMENTS LIMITED
Notes to the Financial Statements (Continued)
Year ended December 31, 2022 (Expressed in Jamaican Dollars)

19. Financial risk management (continued)

(a) Credit risk (continued)

(iii) Concentration of credit risk (continued)

	<u>2022</u>	<u>2021</u>
	\$	\$
Location:		
Europe	326,203,029	332,739,565
North America	609,286,546	959,307,286
Caribbean	411,369,614	502,648,989
South America	<u>296,201,618</u>	<u>357,815,289</u>
Total financial assets	<u>1,643,060,837</u>	<u>2,152,511,129</u>

(iv) Settlement risk

The Company's activities may give rise to settlement risk at the time of settlement of trades and other transactions. Settlement risk is the risk of loss due to the failure of a party to honour its obligation to deliver cash, securities or other assets as contractually agreed.

For certain types of transactions, the Company mitigates this risk by conducting settlements through its broker to ensure that a trade is settled only when both parties have fulfilled their contractual settlement obligations.

(v) Impairment

Inputs, assumptions and techniques used for estimating impairment.

See accounting policy at note 3(a)(iv).

Significant increase in credit risk

When determining whether the risk of default on a financial instrument has increased significantly since initial recognition, the Company considers reasonable and supportable information that is relevant and available without undue cost or effort. This includes both quantitative and qualitative information and analysis, based on the Company's historical experience and third party policies including forward-looking information.

The objective of the assessment is to identify whether a significant increase in credit risk has occurred for an exposure by comparing:

- the remaining lifetime probability of default (PD) as at the reporting date; with
- the remaining lifetime PD for this point in time that was estimated at the time of initial recognition of the exposure (adjusted where relevant for changes in prepayment expectations).

STERLING INVESTMENTS LIMITED
Notes to the Financial Statements (Continued)
Year ended December 31, 2022 (Expressed in Jamaican Dollars)

19. Financial risk management (continued)

(a) Credit risk (continued)

(v) Impairment (continued)

Significant increase in credit risk (continued)

The Company uses three criteria for determining whether there has been a significant increase in credit risk:

- quantitative test based on movement in PD;
- qualitative indicators; and
- the 30 day past due backstop indicator.

Credit risk grades

The Company allocates each exposure to a credit risk grade based on a variety of data that is determined to be predictive of the risk of default and applying experienced credit judgement. Credit risk grades are defined using qualitative and quantitative factors that are indicative of risk of default. These factors vary depending on the nature of the exposure and the type of borrower.

Each exposure is allocated to a credit risk grade on initial recognition based on available information about the borrower. Exposures are subject to ongoing monitoring, which may result in an exposure being moved to a different credit risk grade. The monitoring typically involves use of the following data:

- Data from credit reference agencies such as standards and Poor and Moody's, press articles, changes in external credit ratings.
- External data from credit reference agencies, including industry-standard credit scores.
- Existing and forecast changes in business, financial and economic conditions.

Definition of default

The Company considers a financial asset to be in default when:

- the borrower is unlikely to pay its credit obligations to the Company in full, without recourse by the Company to actions such as realising security (if any is held);
- the borrower is more than 90 days past due on any material credit obligation to the Company;
- it is becoming probable that the borrower will restructure the asset as a result of bankruptcy due to the borrower's inability to pay its credit obligations.

STERLING INVESTMENTS LIMITED
Notes to the Financial Statements (Continued)
Year ended December 31, 2022 (Expressed in Jamaican Dollars)

19. Financial risk management (continued)

(a) Credit risk (continued)

(v) Impairment (continued)

Definition of default (continued)

In assessing whether a borrower is in default, the Company considers indicators that are:

- qualitative: e.g. breaches of covenant;
- quantitative: e.g. overdue status and non-payment on another obligation of the same issuer to the Company; and
- based on data obtained from external sources.

Inputs into the assessment of whether a financial instrument is in default and their significance may vary over time to reflect changes in circumstances.

Incorporation of forward-looking information

The Company incorporates forward-looking information into both the assessment of whether the credit risk of an instrument has increased significantly since its initial recognition and the measurement of ECL.

For 2022, forward-looking information was incorporated in the ECL computation by use of a management overlay. Based on the economic factors a proxy of 1.07 (2021: 1.07) times ECL was determined to be appropriate.

The economic scenarios used as at December 31, 2022 assumed no significant changes in key indicators within the next year.

Measurement of ECL

The key inputs into the measurement of ECL are the term structure of the following variables:

- probability of default (PD);
- loss given default (LGD); and
- exposure at default (EAD).

ECL for exposures in Stage 1 is calculated by multiplying the 12-month PD by LGD and EAD. Lifetime ECL is calculated by multiplying lifetime PD by LGD and EAD. They are calculated on a discounted cash flow basis using the effective interest rate.

LGD is the magnitude of the likely loss if there is a default. The Company estimates LGD parameters based on the history of recovery rates of claims against defaulted counterparties. The LGD model consider the structure, collateral, seniority of the claim, counterparty industry and recovery costs of any collateral that is integral to the financial asset. They are based on published reports of the major rating agencies: S&P Global and Moody's.

STERLING INVESTMENTS LIMITED
Notes to the Financial Statements (Continued)
Year ended December 31, 2022 (Expressed in Jamaican Dollars)

19. Financial risk management (continued)

(a) Credit risk (continued)

(v) Impairment (continued)

Incorporation of forward-looking information (continued)

EAD represents the expected exposure in the event of a default. The Company derives the EAD from the current exposure to the counterparty and potential changes to the current amount allowed under the contract and arising from amortisation. The EAD of a financial asset is its gross carrying amount at the time of default.

As described above, and subject to using a maximum of a 12-month PD for Stage 1 financial assets, the Company measures ECL considering the risk of default over the maximum contractual period (including any borrower's extension options) over which it is exposed to credit risk, even if, for credit risk management purposes, the Company considers a longer period.

Loss allowance

The loss allowance recognised is analysed as follow:

	2022			
	Stage 1 \$	Stage 2 \$	Stage 3 \$	Total \$
Debt investment securities:				
Balance at January 1, 2022	5,635,958	481,498	74,276,963	80,394,419
Exchange losses/(gains)	(935,873)	1,138,238	(2,228,779)	(2,026,414)
Net remeasurement of loss allowance	(311,869)	195,416	2,635,874	2,519,421
	(1,247,742)	1,333,654	407,095	493,007
Balance at December 31, 2022	4,388,216	1,815,152	74,684,058	80,887,426
	2021			
	Stage 1 \$	Stage 2 \$	Stage 3 \$	Total \$
Debt investment securities:				
Balance at January 1, 2021	5,194,192	310,615	53,652,907	59,157,714
Exchange losses	451,577	27,005	5,980,467	6,459,049
Net remeasurement of loss allowance	(9,811)	143,878	14,643,589	14,777,656
	441,766	170,883	20,624,056	21,236,705
Balance at December 31, 2021	5,635,958	481,498	74,276,963	80,394,419

There has been no change in the Company's exposure to credit risk or the manner in which it measures and manages risk.

STERLING INVESTMENTS LIMITED
Notes to the Financial Statements (Continued)
Year ended December 31, 2022 (Expressed in Jamaican Dollars)

19. Financial risk management (continued)

(b) Liquidity risk

Liquidity risk is the risk that the Company will encounter difficulty in raising funds to meet commitments associated with financial instruments. Liquidity risk may result from an inability to sell a financial asset quickly at, or close to, its fair value. Prudent liquidity risk management implies maintaining sufficient cash and marketable securities, and ensuring the availability of funding through an adequate amount of committed facilities.

Management of liquidity risk

Due to the dynamic nature of the underlying business, the Company manages this risk by monitoring its cash needs and obtaining liquidity support from custodian brokers and related companies.

The Company's approach to managing liquidity is to ensure, as far as possible, that it always has sufficient liquidity to meet its liabilities when due, under both normal and abnormal conditions, without incurring unacceptable losses or risking damage to the Company's reputation.

The daily liquidity position is monitored and regular liquidity testing is conducted under a variety of scenarios covering both normal and more severe market conditions. The Company maintains the daily balances from the bank and broker accounts in order to ensure that sufficient funds are available to meet the liability demands.

The following table presents the undiscounted cash flows payable (both interest and principal cash flows) based on contractual repayment obligations:

	2022				
	Within 3 months	3 to 12 months	No specific maturity	Gross outflow	Carrying value
	\$	\$	\$	\$	\$
Margin loans payable	460,199,349	-	-	460,199,349	460,199,349
Other payables	9,030,916	-	-	9,030,916	9,030,916
Due to related company	-	4,477,711	-	4,477,711	4,477,711
Manager's preference shares	-	-	10,000	10,000	10,000
	<u>469,230,265</u>	<u>4,477,711</u>	<u>10,000</u>	<u>473,717,976</u>	<u>473,717,976</u>
	2021				
	Within 3 months	3 to 12 months	No specific maturity	Gross outflow	Carrying value
	\$	\$	\$	\$	\$
Margin loans payable	637,986,196	-	-	637,986,196	637,986,196
Other payables	41,149,882	-	-	41,149,882	41,149,882
Due to related company	-	30,920,420	-	30,920,420	30,920,420
Manager's preference shares	-	-	10,000	10,000	10,000
	<u>679,136,078</u>	<u>30,920,420</u>	<u>10,000</u>	<u>710,066,498</u>	<u>710,066,498</u>

There has been no change in the Company's exposure to liquidity risk or the manner in which it measures and manages risk.

STERLING INVESTMENTS LIMITED
Notes to the Financial Statements (Continued)
Year ended December 31, 2022 (Expressed in Jamaican Dollars)

19. Financial risk management (continued)

(c) Market risk

Market risk is the risk that changes in market prices, such as interest rate, equity prices, foreign exchange rates and credit spreads will affect the Company's income or the value of its holdings of financial instruments. The objective of market risk management is to manage and control market risk exposures within acceptable parameters, while optimizing the returns for the given level of risk accepted.

Market risk relevant to the Company includes interest rate risk and foreign currency risk and the manner in which it measures and manages them are as follows:

(i) Interest rate risk

Interest rate risk is the risk that the fair value of future cash flows of a financial instrument will fluctuate due to change in interest rates.

The following table summarises the carrying amounts of financial assets and financial liabilities to arrive at the Company's interest rate sensitivity gap, based on the earlier of contractual repricing and maturity dates:

	2022					
	Within 1 year	1 - 5 years	Over 5 years	No specific maturity	Non-rate sensitive	Total
	\$	\$	\$	\$	\$	\$
Financial assets						
Cash and cash equivalents	635,286	-	-	-	-	635,286
Accounts receivable	-	-	-	-	38,036,808	38,036,808
Investment securities	<u>1,982,006</u>	<u>185,692,467</u>	<u>1,417,076,736</u>	-	<u>103,279,930</u>	<u>1,708,031,139</u>
	2,617,292	185,692,467	1,417,076,736	-	141,316,738	1,746,703,233
Financial liabilities						
Margin loans payable	460,199,349	-	-	-	-	460,199,349
Other payables	-	-	-	-	9,030,916	9,030,916
Due to related company	-	-	-	-	4,477,711	4,477,711
Manager's preference Shares	-	-	-	10,000	-	10,000
	<u>460,199,349</u>	<u>-</u>	<u>-</u>	<u>10,000</u>	<u>13,508,627</u>	<u>473,717,976</u>
Total interest rate sensitivity gap	<u>(457,582,057)</u>	<u>185,692,467</u>	<u>1,417,076,736</u>	<u>(10,000)</u>	<u>127,808,111</u>	<u>1,272,985,257</u>
Cumulative gap	<u>(457,582,027)</u>	<u>(271,889,560)</u>	<u>-</u>	<u>1,145,187,176</u>	<u>1,145,177,176</u>	<u>1,272,985,257</u>
	2021					
	Within 1 year	1 - 5 years	Over 5 years	No specific maturity	Non-rate sensitive	Total
	\$	\$	\$	\$	\$	\$
Financial assets						
Cash and cash equivalents	1,391,627	-	-	-	-	1,391,627
Accounts receivable	-	-	-	-	35,849,924	35,849,924
Investment securities	<u>1,744,390</u>	<u>431,887,798</u>	<u>1,681,368,742</u>	-	<u>125,315,477</u>	<u>2,240,316,407</u>
	<u>3,136,017</u>	<u>431,887,798</u>	<u>1,681,368,742</u>	-	<u>161,165,401</u>	<u>2,277,557,958</u>
Financial liabilities						
Margin loans payable	637,986,196	-	-	-	-	637,986,196
Other payables	-	-	-	-	41,149,882	41,149,882
Due to related company	-	-	-	-	30,920,420	30,920,420
Manager's preference Shares	-	-	-	10,000	-	10,000
	<u>637,986,196</u>	<u>-</u>	<u>-</u>	<u>10,000</u>	<u>72,070,302</u>	<u>710,066,498</u>
Total interest rate sensitivity gap	<u>(634,850,179)</u>	<u>431,887,798</u>	<u>1,681,368,742</u>	<u>(10,000)</u>	<u>89,095,099</u>	<u>1,567,491,460</u>
Cumulative gap	<u>(634,850,179)</u>	<u>(202,962,381)</u>	<u>1,478,406,361</u>	<u>1,478,396,361</u>	<u>1,567,491,460</u>	<u>-</u>

STERLING INVESTMENTS LIMITED
Notes to the Financial Statements (Continued)
Year ended December 31, 2022 (Expressed in Jamaican Dollars)

19. Financial risk management (continued)

(c) Market risk (continued)

(i) Interest rate risk (continued)

Profile

At year-end, the interest rate profile of the Company's interest-earning financial instruments, are as follows:

	<u>2022</u>	<u>2021</u>
	\$	\$
Fixed interest rates		
Financial assets		
Corporate bonds	1,117,439,601	1,404,216,399
Municipal bonds	205,850,109	266,435,706
Structured notes	99,403,843	234,713,995
Sovereign bond	<u>182,057,656</u>	<u>209,634,830</u>
	1,604,751,209	2,115,000,930
Financial liability		
Margin loans payable	<u>(234,802,704)</u>	<u>(410,088,685)</u>
	<u>1,369,948,505</u>	<u>1,704,912,245</u>
Variable interest rates		
Financial liability		
Margin loans payable	<u>(225,396,645)</u>	<u>(227,897,511)</u>

Sensitivity analysis

The following table indicates the sensitivity to interest rate movements at the reporting date, in terms of the effect on the Company's profit and stockholders' equity of a reasonably probable change in interest rates at the reporting date. The analysis assumes that all other variables, in particular, foreign currency rates, remain constant.

	<u>2022</u>		<u>2021</u>	
	Effect on <u>profit</u>	Effect on <u>equity</u>	Effect on <u>profit</u>	Effect on <u>equity</u>
	\$	\$	\$	\$
Change in basis points:				
-50bps (2021: -100bps)	3,059,882	40,487,667	5,915,539	59,788,785
+100bps (2021: +100bps)	<u>(7,783,042)</u>	<u>(74,381,493)</u>	<u>(5,895,358)</u>	<u>(56,648,326)</u>

STERLING INVESTMENTS LIMITED
Notes to the Financial Statements (Continued)
Year ended December 31, 2022 (Expressed in Jamaican Dollars)

19. Financial risk management (continued)

(c) Market risk (continued)

(ii) Foreign currency risk

Foreign currency risk is the risk that the fair value or future cash flows of a financial instrument will fluctuate due to changes in foreign exchange rates. The Company is exposed to foreign currency risk on transactions that it undertakes, or balances denominated, in foreign currencies.

The main foreign currencies giving rise to this risk is the United States dollar (US\$). The Company ensures that the risk is kept to an acceptable level by monitoring its foreign currency exposure and, when necessary, adjusting its foreign currency positions in response to fluctuations in exchange rates.

At the reporting date, exposure to foreign currency risk was as follows:

	<u>2022</u>	<u>2021</u>
	US\$	US\$
Assets:		
Cash and cash equivalents	3,837	6,208
Accounts receivable	251,883	232,746
Investment securities	<u>10,275,948</u>	<u>13,293,530</u>
	<u>10,531,668</u>	<u>13,532,484</u>
Liabilities:		
Margin loans payable	3,047,476	4,141,961
Other payables	<u>59,803</u>	<u>54,168</u>
	<u>3,107,279</u>	<u>4,196,129</u>
Net foreign currency assets	<u>7,424,389</u>	<u>9,336,355</u>

The foreign exchange rates as at the reporting date was as follows: US\$1: J\$151.01 (2021: US\$1: J\$154.03).

Sensitivity to foreign exchange rate movements

This sensitivity is computed by simulating the effect on profit and equity of a different but reasonably probable rate at the reporting date.

A weakening or strengthening of the Jamaica dollar against the United States dollar at the reporting date would, respectively, increase or decrease profit by the amounts shown in the table below. The analysis assumes that all other variables, in particular, interest rates, remain constant.

		<u>2022</u>	Effect on <u>equity</u>
	<u>% Change in Currency rate</u>	Effect on <u>profit</u>	<u>\$</u>
		\$	\$
Currency:			
USD	1% Revaluation	(12,087,432)	(12,087,432)
USD	6% Devaluation	<u>48,349,729</u>	<u>48,349,729</u>

STERLING INVESTMENTS LIMITED
Notes to the Financial Statements (Continued)
Year ended December 31, 2022 (Expressed in Jamaican Dollars)

19. Financial risk management (continued)

- (c) Market risk (continued)
(ii) Foreign currency risk (continued)

Sensitivity to foreign exchange rate movements (continued)

	% Change in Currency rate	2021	
		Effect on profit \$	Effect on equity \$
Currency:			
USD	2% Revaluation	(28,761,575)	(28,761,575)
USD	8% Devaluation	<u>86,284,726</u>	<u>86,284,726</u>

There has been no change in the Company's exposure to market risk or the manner in which it measures and manages risk.

- (iii) Equity price risk

Equity price risk is the risk that the fair value or future cash flows of a financial instrument will fluctuate because of changes in market prices (other than those arising from interest rate risk or currency risk), whether those changes are caused by factors specific to the individual financial instrument or its issuer, or factors affecting all similar financial instruments traded in the market. The company is exposed to equity price risk arising from its equity securities held by the company as part of its investment portfolio. Management monitors the mix of debt and equity securities in its investment portfolio based on market expectations. The primary goal of the company's investment strategy is to maximise investment returns while managing risk.

The company's exposure to equity price risk is represented by the total carrying value of equity investments in the statement of financial position of \$4,588,251 (2021: \$24,650,000), excluding unquoted preference shares.

Sensitivity to equity price movements

A 6% (2021: 5%) increase in stock prices at December 31, 2022, would have increased profit by \$275,295 (2021: \$1,233,000). A 6% (2021: 5%) decrease in stock prices at December 31, 2022, would have decreased profit by \$275,295 (2021: \$1,233,000).

20. Fair value of financial instruments

Fair value is the price that would be received to sell an asset or paid to transfer a liability in an orderly transaction between market participants at the reporting date.

The Company's accounting policies and disclosures require the measurement of fair values for certain financial assets and liabilities.

STERLING INVESTMENTS LIMITED
Notes to the Financial Statements (Continued)
Year ended December 31, 2022 (Expressed in Jamaican Dollars)

20. Fair value of financial instruments (continued)

The techniques used to estimate fair values, together with the input used, are described below. The use of assumptions and estimates means that the estimates arrived at may vary from the actual price of the instrument in an arm's length transaction.

Basis of valuation

Financial instrument	Method of estimating fair value
(i) Municipal, corporate, sovereign bonds, structured notes	Estimated using bid-prices published by major overseas brokers/dealers or reputable pricing services such as Bloomberg.
(ii) Unquoted ordinary shares	Discounted cash flows using an appropriate risk-adjusted discount rate.

The fair values of financial assets and financial liabilities, together with the carrying amounts and their classifications shown in the statement of financial position, are as follows:

	2022			2022			
	Carrying amount			Fair value			
	Fair value through other comprehensive income	Fair value through profit or loss	Total	Level 1	Level 2	Level 3	Total
	\$	\$	\$	\$	\$	\$	\$
Financial assets measured at fair value							
Corporate bonds	1,117,439,601	-	1,117,439,601	-	1,117,439,601	-	1,117,439,601
Municipal bonds	205,850,109	-	205,850,109	-	205,850,109	-	205,850,109
Sovereign bond	182,057,656	-	182,057,656	-	182,057,656	-	182,057,656
Quoted ordinary shares	-	4,588,251	4,588,251	4,588,251	-	-	4,588,251
Structured notes	-	99,403,843	99,403,843	-	99,403,843	-	99,403,843
Unquoted ordinary shares	98,691,679	-	98,691,679	-	-	98,691,679	98,691,679
	<u>1,604,039,045</u>	<u>103,992,094</u>	<u>1,708,031,139</u>	<u>4,588,251</u>	<u>1,604,751,209</u>	<u>98,691,679</u>	<u>1,708,031,139</u>
	Carrying amount			Fair value			
	Fair value through other comprehensive income	Fair value through profit or loss	Total	Level 1	Level 2	Level 3	Total
	\$	\$	\$	\$	\$	\$	\$
Financial assets measured at fair value							
Corporate bonds	1,404,216,399	-	1,404,216,399	-	1,404,216,399	-	1,404,216,399
Municipal bonds	266,435,704	-	266,435,704	-	266,435,704	-	266,435,704
Sovereign bond	209,634,830	-	209,634,830	-	209,634,830	-	209,634,830
Quoted ordinary shares	-	24,650,097	24,650,097	24,650,097	-	-	24,650,097
Structured notes	-	234,713,995	234,713,995	-	234,713,995	-	234,713,995
Unquoted ordinary shares	100,665,382	-	100,665,382	-	-	100,665,382	100,665,382
	<u>1,980,952,315</u>	<u>259,364,092</u>	<u>2,240,316,407</u>	<u>24,650,097</u>	<u>2,115,000,928</u>	<u>100,665,382</u>	<u>2,240,316,407</u>

Unobservable inputs used in measuring fair value of unquoted ordinary shares are disclosed in note 6(iv).

STERLING INVESTMENTS LIMITED

 www.sterlinginvestmentsltd.com

 sil@sterlinginvestmentsltd.com

