



**SSL VENTURE CAPITAL JAMAICA LIMITED**

**UNAUDITED FINANCIAL STATEMENTS**

**SIX MONTHS ENDING 31ST DECEMBER 2020**

## TABLE OF CONTENTS

	<b>PAGE(S)</b>
MANAGEMENT DISCUSSION & ANALYSIS	1
CONSOLIDATED STATEMENT OF FINANCIAL POSITION	2
CONSOLIDATED STATEMENT OF COMPREHENSIVE INCOME	4
CONSOLIDATED STATEMENT OF CHANGES IN EQUITY	5
CONSOLIDATED STATEMENT OF CASH FLOW	6
COMPANY STATEMENT OF FINANCIAL POSITION	7
COMPANY STATEMENT OF COMPREHENSIVE INCOME	8
COMPANY STATEMENT OF CHANGES IN EQUITY	9
COMPANY STATEMENT OF CASH FLOW	10
NOTES TO THE FINANCIAL STATEMENTS	11-24



**REPORT TO OUR STOCKHOLDERS  
QUARTER ENDING 31<sup>st</sup> DECEMBER 2020**

We hereby present the 2<sup>nd</sup> Quarter Results for SSL Venture Capital Limited (SSLVC).

SSL Venture Capital Group comprises one active company and one inactive company for the six months ending 31<sup>st</sup> December 2020. Bar Central Limited (Distribution Segment) with a stake of 75% and Muse 360 (Marketing Segment) with a stake of 51% respectively.

**NET LOSSES**

The period's out-turn was a **52%** or **\$36.6M** improvement over the corresponding period of 2019. However, notwithstanding this improvement, the lingering effects of the COVID-19 pandemic, continue to severely impact performance especially on the bar and entertainment sectors, major revenue earners for the group, with losses before taxes coming in at **\$39.7M**, for the quarter ending 31<sup>st</sup> December 2020 compared with **\$76.3M** for the same period in 2019. Most of the losses recorded relate to the distribution segment, the main casualty of the pandemic.

**REVENUES**

For the six months ending 31<sup>st</sup> December 2020, the Group recorded revenues of **\$19.3M** compared to **\$95.3M** for the similar period in 2019. Of note is that the 2019 revenue figures included **\$41.3M** for the Data Analytics segment, an investment which was exited in March 2020 and which for comparative purposes would not be included in the 2020 figures. Overall, for 2020, revenues suffer a decline of **\$76.0M** or **79.7%**.

**EXPENSES**

For the six months ending 31<sup>st</sup> December 2020, the Group's Administrative & Operational Expenses were **\$35.9M** in addition to the finance related costs of **\$4.1M** bringing overall expenses to **\$40.0M**. This is an improvement of **\$46.7M** when compared to the prior year's figure of **\$86.7M**. The Group has been able to realise savings from rigorous cost management initiatives and efficiency improvements.

**FINANCIAL POSITION**

Total Assets of the Group stood at **\$113.8M** for the six months ending December 31, 2020, with Shareholders' Equity at a negative **\$237.9M**. Total liabilities increased marginally to **\$380.3M** from the prior year's figure of **\$370M**.


Loss per stock unit for the six months remained unchanged at (\$0.09) per share.

**SUBSEQUENT EVENTS**

Following a strategic review of the distribution segment and the severe impact on the business brought on by the pandemic, the Board and majority shareholder of SSLVC have decided to shutter the operations of Bar Central effective December 31, 2020. It is anticipated that the process for winding up the company will be completed as soon as possible. Shareholders will be updated as the process unfolds. It is our intention to ensure that our shareholders be made whole on their investments.

The Board of Directors thanks our shareholders for their patience and understanding, and our management and staff for their support during these challenging times.

  
Zachary Harding  
Group CEO

  
Jeffrey Cobham  
Chairman


**SSL VENTURE CAPITAL JAMAICA LIMITED**  
**UNAUDITED CONSOLIDATED STATEMENT OF FINANCIAL POSITION**  
**AS AT DECEMBER 31, 2020**

	Unaudited 31-Dec-20 \$	Unaudited 31-Dec-19 \$	Audited 30-Jun-20 \$
<b>Assets</b>			
<b><u>Non-current assets</u></b>			
Property and equipment	9,889,696	18,709,404	12,813,696
Intangible Assets	45,858	2,312,529	62,688
Goodwill	-	112,013,299	-
Deferred Income Taxes	52,204,560	33,151,288	47,392,303
<b>Total non-current assets</b>	<b>62,140,114</b>	<b>166,186,520</b>	<b>60,268,687</b>
<b><u>Current assets</u></b>			
Inventory	424,313	6,086,536	2,176,841
Director's Account	3,390,301	-	3,390,301
Taxation recoverable	3,161,539	1,471,114	3,161,539
Receivables	41,842,305	50,198,017	45,935,442
Cash and bank balances	2,836,838	7,046,734	3,443,572
<b>Total current assets</b>	<b>51,655,296</b>	<b>64,802,401</b>	<b>58,107,695</b>
<b>Total assets</b>	<b>113,795,409</b>	<b>230,988,920</b>	<b>118,376,382</b>
<b>EQUITY &amp; LIABILITIES</b>			
<b><u>Equity</u></b>			
Share capital	111,880,297	111,880,297	111,880,297
Capital Reserves	294,881	294,881	294,881
Accumulated deficit	(350,170,192)	(220,747,174)	(319,544,465)
<b>Total equity</b>	<b>(237,995,014)</b>	<b>(108,571,996)</b>	<b>(207,369,287)</b>
<b>Non- Controlling interest</b>	<b>(28,597,923)</b>	<b>(30,537,023)</b>	<b>(24,294,385)</b>
	<b>(266,592,937)</b>	<b>(113,109,019)</b>	<b>(231,663,672)</b>
<b><u>Non-current liabilities</u></b>			
Due to Related Companies	288,214,768	225,533,919	270,910,072
Long term Loan	2,718,273	37,454,382	2,718,273
<b>Total Non-current liabilities</b>	<b>290,933,041</b>	<b>262,988,301</b>	<b>273,628,345</b>

**SSL VENTURE CAPITAL JAMAICA LIMITED**  
**UNAUDITED CONSOLIDATED STATEMENT OF FINANCIAL POSITION**  
**AS AT DECEMBER 31, 2020**

	<b>Unaudited</b> <b>31-Dec-20</b> \$	<b>Unaudited</b> <b>31-Dec-19</b> \$	<b>Audited</b> <b>30-Jun-20</b> \$
<b><u>Current liabilities</u></b>			
Payables	68,723,110	74,114,370	53,377,530
Short Term Loan	12,535,499	25,000,000	13,309,028
Current portion of long term loans	3,616,916	-	5,252,813
Taxation	581,919	967,854	581,919
Bank Overdraft	3,997,861	7,027,414	3,890,419
<b>Total current liabilities</b>	89,455,305	107,109,638	76,411,709
<b>Total equity &amp; liabilities</b>	<b>113,795,409</b>	<b>230,988,920</b>	<b>118,376,382</b>

Approved by the Board of Directors and signed on its behalf by:

  
 Jeffrey Cobham  
 Chairman

  
 Zachary Harding  
 CEO

**SSL VENTURE CAPITAL JAMAICA LIMITED**  
**UNAUDITED CONSOLIDATED STATEMENT OF COMPREHENSIVE INCOME**  
**SIX MONTHS ENDING DECEMBER 31, 2020**

	<b>Unaudited</b>	<b>Unaudited</b>	<b>Unaudited</b>	<b>Unaudited</b>	<b>Audited</b>
	<b>Quarter</b>	<b>Quarter</b>	<b>Six Months</b>	<b>Six Months</b>	<b>Year End</b>
	<b>31-Dec-20</b>	<b>31-Dec-19</b>	<b>31-Dec-20</b>	<b>31-Dec-19</b>	<b>30-Jun-20</b>
	<b>\$</b>	<b>\$</b>			<b>\$</b>
<b>Revenues</b>	1,068,897	44,275,344	19,321,225	95,302,154	116,756,540
Cost of Sales	(1,049,241)	(50,582,309)	(19,121,937)	(85,288,453)	(105,121,032)
<b>Gross Profit</b>	<b>19,656</b>	<b>(6,306,965)</b>	<b>199,288</b>	<b>10,013,701</b>	<b>11,635,508</b>
Other Income	66,642	29,059	115,524	351,650	42,821,734
Impair. losses on financial assets	-	-	-	-	(1,622,879)
Loss on disposal of subsidiary	-	-	-	-	(13,065,240)
Goodwill Impairment	-	-	-	-	(53,812,657)
Administrative expense	(14,270,743)	(41,802,049)	(35,932,449)	(79,704,450)	(139,692,325)
<b>Operating Profit/Loss</b>	<b>(14,184,445)</b>	<b>(48,079,955)</b>	<b>(35,617,637)</b>	<b>(69,339,099)</b>	<b>(153,735,859)</b>
Finance Costs, net	(2,031,319)	(2,586,128)	(4,123,885)	(7,014,828)	(16,024,651)
<b>Profit/Loss before taxation</b>	<b>(16,215,764)</b>	<b>(50,666,083)</b>	<b>(39,741,522)</b>	<b>(76,352,927)</b>	<b>(169,760,510)</b>
Taxation	1,022,777	16,888,694	4,812,257	25,451,309	16,934,148
<b>Loss after taxes</b>	<b>(15,192,987)</b>	<b>(33,777,389)</b>	<b>(34,929,265)</b>	<b>(50,902,618)</b>	<b>(152,826,362)</b>
<b>Net loss Attributable to:</b>					
Stockholders of the Company	(13,321,101)	(26,638,815)	(30,625,727)	(40,144,768)	(138,942,059)
Non-Controlling interest	(1,871,886)	(7,138,574)	(4,303,538)	(10,757,850)	(13,884,303)
	<b>(15,192,987)</b>	<b>(33,777,389)</b>	<b>(34,929,265)</b>	<b>(50,902,618)</b>	<b>(152,826,362)</b>
<b>Loss per Stock Unit</b>	<b>(0.04)</b>	<b>(0.10)</b>	<b>(0.09)</b>	<b>(0.09)</b>	<b>(0.35)</b>

**SSL VENTURE CAPITAL JAMAICA LIMITED**  
**UNAUDITED CONSOLIDATED STATEMENT OF CHANGES TO SHAREHOLDERS EQUITY**  
**SIX MONTHS ENDING 31<sup>st</sup> DECEMBER 2020**

	Number of Shares	Share Capital	Capital Reserve	Accumulated (deficit)/profits	Total	Non- Controlling Interest	Total Equity
		\$	\$	\$	\$	\$	\$
<b>Audited Balances as at 30 June 2019</b>	400,000,000	111,880,297	294,881	(180,602,406)	(68,427,228)	(19,779,173)	(88,206,401)
Total Comprehensive profits/(losses)	-	-	-	(40,144,768)	(40,144,768)	(10,757,850)	(50,902,618)
<b>Unaudited Balances as at 31<sup>st</sup> Dec 2019</b>	<b>400,000,000</b>	<b>111,880,297</b>	<b>294,881</b>	<b>(220,747,174)</b>	<b>(108,571,996)</b>	<b>(30,537,023)</b>	<b>(139,109,019)</b>
<b>Audited Balances as at 30 June 2020</b>	<b>400,000,000</b>	<b>111,880,297</b>	<b>294,881</b>	<b>(319,544,465)</b>	<b>(207,369,287)</b>	<b>(24,292,385)</b>	<b>(231,663,672)</b>
Total Comprehensive profits/(losses)	-	-	-	(30,625,727)	(30,625,727)	(4,303,538)	(34,929,265)
<b>Unaudited Balances as at 31<sup>st</sup> Dec 2020</b>	<b>400,000,000</b>	<b>111,880,297</b>	<b>294,881</b>	<b>(350,170,192)</b>	<b>(237,995,014)</b>	<b>(28,597,923)</b>	<b>(266,592,937)</b>

**SSL VENTURE CAPITAL JAMAICA LIMITED**  
**UNAUDITED CONSOLIDATED STATEMENT OF CASH FLOW**  
**SIX MONTHS ENDING 31<sup>st</sup> DECEMBER 2020**


	<b>Unaudited 31-Dec-20 \$</b>	<b>Unaudited 31-Dec-19 \$</b>	<b>Audited 30-Jun-20 \$</b>
<b>Cash flow from operating activities:</b>			
Profit/(Loss) for the period	(34,929,265)	(76,353,927)	(169,760,510)
Adjustment for:			
Depreciation & Amortisation	1,692,356	2,353,569	4,954,923
Bad Debts	68,080	-	1,622,879
Amortisation of rights of use assets	-	-	5,402,152
Foreign exchange losses	-	374,793	870,747
Goodwill impairment	-	-	53,812,657
Loss on disposal of subsidiary	-	-	13,065,240
Lease interest expense	-	-	1,167,211
Loss on Disposal of motor vehicle	587,163	-	406,725
Interest expense	4,123,885	7,014,828	14,051,318
Interest Income	(32,848)	(2,704)	(64,625)
<b>Operating cash flows before movements in working capital</b>	<b>(28,490,629)</b>	<b>(66,613,441)</b>	<b>(74,471,283)</b>
<b>Changes in working capital:</b>			
Accounts receivable	4,093,137	(26,734,436)	(28,693,733)
Accounts Payables	10,465,244	(4,172,573)	(23,357,923)
Inventories	1,752,528	620,540	4,530,235
<b>Cash provided/(used) by operations</b>	<b>(12,179,720)</b>	<b>(96,899,910)</b>	<b>(121,992,704)</b>
Taxes paid	-	-	(2,268,010)
Lease Interest paid	-	-	(1,167,211)
Interest paid	(4,123,885)	(7,014,828)	(13,267,256)
Interest received	32,848	2,704	64,625
Net cash provided/(used) by operating activities	<b>(16,270,757)</b>	<b>(103,912,034)</b>	<b>(138,630,556)</b>
<b>Investing Activities</b>			
Purchase of property, plant and equipment	(7,689)	(2,230,150)	(2,671,750)
Disposal of discontinued operation, net of cash disposed of	-	-	34,717,465
Proceeds from disposal of motor vehicle	669,000	-	-
	<b>661,311</b>	<b>(2,230,150)</b>	<b>32,045,715</b>
<b>Financing Activities</b>			
Directors' loans repayment	-	-	(2,400,919)
Related companies, net	17,304,696	74,628,547	118,725,019
Lease principal payment	-	-	(1,420,678)
Short term loans, net	(773,529)	(18,746,524)	(23,765,675)
Loans payables, net	(1,635,897)	31,576,311	(4,128,542)
	<b>14,895,270</b>	<b>87,458,334</b>	<b>87,009,205</b>
Net Increase/(Decrease) in Cash and Bank Balances	<b>(714,175)</b>	<b>(18,683,849)</b>	<b>(19,575,636)</b>
Effects of changes in exchange rates on cash and cash equivalents	-	(374,793)	50,825
Cash and Bank Balances at the beginning of year	(446,847)	19,077,963	19,077,964
<b>Cash and Bank Balances at the end of year</b>	<b>(1,161,023)</b>	<b>19,320</b>	<b>(446,847)</b>
Cash at Bank	2,836,838	7,046,734	3,443,572
Bank Overdraft	(3,997,861)	(7,027,414)	(3,890,419)
<b>Represented by Cash &amp; Bank</b>	<b>(1,161,023)</b>	<b>19,320</b>	<b>(446,847)</b>



**SSL VENTURE CAPITAL JAMAICA LIMITED**  
**UNAUDITED COMPANY STATEMENT OF FINANCIAL POSITION**  
**AS AT 31<sup>st</sup> DECEMBER 2020**

	Unaudited 31-Dec-20 \$	Unaudited 31-Dec-19 \$	Audited 30-Jun-20 \$
<b>Assets</b>			
<b><u>Non-current assets</u></b>			
Property and equipment	1,191,668	1,407,332	1,295,655
Intangible Assets	45,858	79,518	62,688
Due from Related Company	73,335,658	40,333,108	59,049,365
Investment in subsidiaries	32,365,577	86,070,182	32,365,577
Deferred Income Taxes	11,495,438	3,778,713	9,096,057
<b>Total non-current assets</b>	<b>118,434,119</b>	<b>131,668,852</b>	<b>101,869,342</b>
<b><u>Current assets</u></b>			
Taxation recoverable	3,079,391	1,471,114	3,079,391
Receivables	9,550,121	8,378,411	3,460,365
Receivables – Darren Peart	28,545,750	-	39,758,250
Due to Related company	1,535,546	-	1,535,546
Cash and bank balances	522,352	740,622	1,109,589
<b>Total current assets</b>	<b>43,233,160</b>	<b>10,590,147</b>	<b>48,943,141</b>
<b>Total assets</b>	<b>161,667,358</b>	<b>142,258,999</b>	<b>150,812,483</b>
<b>EQUITY &amp; LIABILITIES</b>			
<b><u>Equity</u></b>			
Share capital	111,880,297	111,880,297	111,880,297
Accumulated deficit	(240,281,642)	(195,704,146)	(222,553,282)
<b>Total equity</b>	<b>(128,401,345)</b>	<b>(83,823,849)</b>	<b>(110,672,985)</b>
<b><u>Non-current liabilities</u></b>			
Long-term Debt	270,707,445	187,042,045	243,248,818
<b>Total Non-current liabilities</b>	<b>270,707,445</b>	<b>187,042,045</b>	<b>243,248,818</b>
<b><u>Current liabilities</u></b>			
Payables	1,527,338	9,393,210	766,818
Other Payables	3,926,095	12,152,877	3,396,628
Loan Payables	13,309,028	16,787,855	13,309,028
Payroll Liabilities	598,797	706,861	764,176
<b>Total current liabilities</b>	<b>19,361,258</b>	<b>39,040,803</b>	<b>18,236,650</b>
<b>Total equity &amp; liabilities</b>	<b>161,667,358</b>	<b>142,258,999</b>	<b>150,812,483</b>

Approved by the Board of Directors and signed on its behalf by:

  
 \_\_\_\_\_  
 Jeffrey Cobham  
 Chairman

  
 \_\_\_\_\_  
 Zachary Harding  
 CEO

**SSL VENTURE CAPITAL JAMAICA LIMITED**  
**UNAUDITED COMPANY STATEMENT OF COMPREHENSIVE INCOME**  
**SIX MONTHS ENDING 31<sup>st</sup> DECEMBER 2020**

	Unaudited Quarter 31-Dec-20	Unaudited Quarter 31-Dec-19	Unaudited Six Months 31-Dec-20	Unaudited Six Months 31-Dec-19	Unaudited Year End 30-Jun-20
	\$	\$			\$
<b>Revenues</b>	-	728,749	-	1,671,221	1,914,187
Other Income	1,141	1,648	1,624	1,648	17,078,447
Loss on disposal of subsidiary	-	-	-	-	(13,946,355)
Administrative expense	(6,346,154)	(26,058,426)	(16,670,631)	(39,106,117)	(55,100,736)
<b>Operating Loss</b>	<b>(6,345,012)</b>	<b>(25,328,029)</b>	<b>(16,669,006)</b>	<b>(37,433,248)</b>	<b>(50,054,457)</b>
Finance Costs, net	(1,725,522)	(1,619,924)	(3,458,834)	(4,999,962)	(10,400,731)
<b>Loss before taxation</b>	<b>(8,070,535)</b>	<b>(26,947,953)</b>	<b>(20,127,841)</b>	<b>(42,433,210)</b>	<b>(60,455,188)</b>
Taxation	1,022,776	8,982,651	2,399,381	14,144,403	5,317,344
<b>Loss after taxation</b>	<b>(7,047,759)</b>	<b>(17,965,302)</b>	<b>(17,728,460)</b>	<b>(28,288,806)</b>	<b>(55,137,844)</b>

**SSL VENTURE CAPITAL JAMAICA LIMITED**  
**UNAUDITED COMPANY STATEMENT OF CHANGES TO SHAREHOLDERS EQUITY**  
**SIX MONTHS ENDING 31<sup>st</sup> DECEMBER 2020**

	<b>Number of Shares</b>	<b>Share Capital</b>	<b>Accumulated profit/(deficit )</b>	<b>Total</b>
		\$	\$	\$
<b>Audited Balances as at 30 June 2019</b>	111,880,297	111,880,297	(167,415,438)	(55,535,141)
Net Profit/(Loss)	-	-	(29,299,806)	(28,288,806)
Misc	-	-	99	99
<b>Unaudited Balances as at 31 Dec 2019</b>	<b>111,880,297</b>	<b>111,880,297</b>	<b>(195,704,145)</b>	<b>(83,823,848)</b>
<b>Audited Balances as at 30 June 2020</b>	111,880,297	111,880,297	(222,553,282)	(110,672,985)
Total Comprehensive loss	-	-	(17,728,460)	(17,728,460)
Misc.	-	-	99	99
<b>Unaudited Balances as at 31 Dec 2020</b>	<b>111,880,297</b>	<b>111,880,297</b>	<b>(240,281,643)</b>	<b>(128,401,346)</b>

**SSL VENTURE CAPITAL JAMAICA LIMITED**  
**UNAUDITED CONSOLIDATED STATEMENT OF CASH FLOW**  
**SIX MONTHS ENDING 31<sup>st</sup> DECEMBER 2020**

	<b>Unaudited 31-Dec-20 \$</b>	<b>Unaudited 31-Dec-19 \$</b>	<b>Audited 30-Jun-20 \$</b>
<b>Cash flow from operating activities:</b>			
Profit/(loss) for the period/year	(17,728,460)	(42,433,210)	(60,455,188)
Adjustment for:			
Depreciation and amortization	128,507	126,008	254,515
Foreign exchange losses	-	99	860,083
Loss on disposal of subsidiary	-	-	13,946,355
Loss on disposal of plant & equipment	-	-	132,808
Interest expense	3,458,834	4,999,962	9,543,676
Interest income	(1,624)	(1,648)	(3,028)
<b>Operating cash flows before movements in working Changes in working capital:</b>	<u>(14,142,742)</u>	<u>(37,308,789)</u>	<u>(35,720,781)</u>
Accounts receivable	5,122,744	(5,551,084)	(40,391,288)
Accounts Payables	(1,274,670)	(1,127,615)	(18,605,859)
<b>Cash provided/(used) by operations</b>	<u>(10,294,668)</u>	<u>(43,987,487)</u>	<u>(94,717,928)</u>
Taxes paid	-	-	(1,608,277)
Interest paid	(3,458,834)	(4,999,962)	(8,759,615)
Interest received	1,624	1,648	3,028
Net cash provided/(used) by operating activities	<u>(13,751,879)</u>	<u>(48,985,801)</u>	<u>(105,082,791)</u>
<b>Investing Activities</b>			
Acquisition of subsidiaries	-	-	-
Proceeds from disposal in subsidiary	-	-	39,758,250
Purchase of Equipment/Assets	(7,689)	(657,825)	(790,633)
	<u>(7,689)</u>	<u>(657,825)</u>	<u>38,967,617</u>
<b>Financing Activities</b>			
Related companies, net	13,172,332	42,303,346	78,258,317
Loans payables, net	-	(6,745,626)	(25,910,908)
	<u>13,172,332</u>	<u>35,557,720</u>	<u>52,347,409</u>
Net Increase/(Decrease) in Cash and Bank Balances	(587,236)	(14,085,906)	(13,767,765)
Effects of exchange losses on cash and cash equivalents	-	-	50,824
Cash and Bank Balances at the beginning of year	1,109,589	14,826,529	14,826,529
<b>Cash and Bank Balances at the end of year</b>	<u><b>522,352</b></u>	<u><b>740,622</b></u>	<u><b>1,109,588</b></u>
Represented by Cash & Bank	<u><b>522,352</b></u>	<u><b>740,622</b></u>	<u><b>1,109,589</b></u>

**SSL VENTURE CAPITAL JAMAICA LIMITED**  
**UNAUDITED NOTES TO THE FINANCIAL STATEMENT**  
**SIX MONTHS ENDING 31<sup>st</sup> DECEMBER 2020**

**1. IDENTIFICATION AND PRINCIPAL ACTIVITIES**

The company was incorporated under the Companies Act of Jamaica on 24 November 2011. The registered office of the company is located at Unit 15, Barbican Centre, 88 Barbican Road Kingston 6.

On July 1, 2018, the shareholders of Stocks and Securities Limited entered into a rescue plan to acquire the majority shares in C2W Music Limited in an effort to rescue the company from financial failure. The rescue of C2W Music Limited was approved by the Jamaica Stock Exchange and the Financial Services Commission.

The business model of the company was changed to specializing in investing in equity of companies that show great potential through sale to private parties. The company’s income thereafter, consists mainly of management fees earned from its affiliated companies.

Effective August 8, 2018, C2W Music Limited’s name was legally changed to SSL Venture Capital Jamaica Limited (“SSL Ventures”). The Company is listed as a member of the Junior Market of the Jamaica Stock Exchange.

The company’s subsidiaries, together with the company are referred to as “the group”; the subsidiaries are as follows:

<b>Date of Acquisition</b>	<b>Subsidiaries</b>	<b>Principal Activities</b>	<b>Proportion of issued share capital held by company</b>
Jul 2, 2018	Bar Central Ltd.	Distribution and provision of branding services	75%
July 20, 2018	Muse 360 Integrated Ltd.	Marketing and commercial solutions	51%

All of the company's subsidiaries are incorporated and domiciled in Jamaica.

The consolidated financial statements include the financial statements for the company and its subsidiaries. The financial statements are presented in Jamaican dollars, which is the functional currency.

**SSL VENTURE CAPITAL JAMAICA LIMITED**  
**UNAUDITED NOTES TO THE FINANCIAL STATEMENT**  
**SIX MONTHS ENDING 31<sup>st</sup> DECEMBER 2020**

## **2. SIGNIFICANT ACCOUNTING POLICIES**

### **Basis of Preparation**

The interim financial report is to be read in conjunction with the audited financial statements for the year ended June 30, 2019. The explanatory notes attached to the interim financial statements provide an explanation of events and transactions that are significant to an understanding of the changes in the financial position and performance of the Company since the financial year ended June 30, 2019.

The principal accounting policies are set out below:

#### **a) Property and Equipment**

Owned Assets: Items of plant and equipment are stated at cost or deemed cost less accumulated depreciation and impairment losses. Cost includes expenditures that are directly attributable to the acquisition of the assets. The cost of self-constructed assets includes the cost of materials, direct labour and related costs to put the asset into service.

Depreciation are stated as cost less accumulated depreciation and impairment losses (see below). Depreciation is calculated on a straight line basis at rates to write-off carrying values of the assets over their period of expected useful lives. The annual depreciation rates are as follows:

Camera equipment - 10%; Computer Equipment 25%; Furniture - 10%; Leasehold improvements - 10%; Motor Vehicles - 20% & Office Equipment- 10%

Gains and losses on disposal are determined by comparing proceeds with the carrying amount and are included in the statement of comprehensive income. Repairs and Maintenances are charged to the statement of comprehensive income during the financial period in which they are incurred.

#### **b) Intangible Assets**

Intangible assets represent purchased computer software not integral to computer hardware, with finite useful lives that are acquired separately and are carried at cost less accumulated amortisation and accumulated impairment losses. Amortisation is recognised on a straight-line basis over their estimated useful life of three years.

**SSL VENTURE CAPITAL JAMAICA LIMITED**  
**UNAUDITED NOTES TO THE FINANCIAL STATEMENT**  
**SIX MONTHS ENDING 31<sup>st</sup> DECEMBER 2020**

**SIGNIFICANT ACCOUNTING POLICIES (CONT'D)**

c) Inventories

Inventories are stated at the lower of cost and net realisable value, cost being determined on a first in first out basis. Net Realisable value is the estimate of the selling price in the ordinary course of the business, less selling expenses.

d) Cash and bank balances

Cash comprises cash in hand and deposits with bank.

e) Receivables

Receivables are recognised initially at fair value and subsequently measured at amortised cost using the effective interest method, less loss allowance. For trade receivables impairment provisions, the group and company applies the simplified approach permitted by IFRS 9, which requires expected lifetime losses to be recognised from initial recognition of the receivables. To measure expected credit losses on a collective basis, trade receivables are grouped based on similar credit risk and ageing.

f) Payables

Payables including provisions are stated at their nominal value.

g) Revenue Recognition

Revenue is measured at the fair value of the consideration received or receivable and represents amounts for services provided in the normal course of business, net of discounts.

Interest Income

Interest income is recognised when it is probable that the economic benefits will flow to the Company and the amount of revenue can be measured reliably. Interest income is accrued on a time basis, by reference to the principal outstanding and at the effective interest rate applicable, which is the rate that exactly discounts estimated future cash receipts through the expected life of the financial asset to that asset's net carrying amount on initial recognition.

**SSL VENTURE CAPITAL JAMAICA LIMITED**  
**UNAUDITED NOTES TO THE FINANCIAL STATEMENT**  
**SIX MONTHS ENDING 31<sup>st</sup> DECEMBER 2020**

h) Related Parties

A party is related to the Company if:

- i) Directly, or indirectly through one or more intermediaries, the party, controls, is controlled by, or is under common control with, the Company (this includes parent, subsidiaries and fellow subsidiaries); has an interest in the entity that gives it significant influence over the group; or has joint control over the group;
- ii) the party is an associate of the Company;
- iii) the party is a joint venture in which the Company is a venture;
- iv) the party is a member of the key management personnel of the Company or its parent;
- v) the party is a close member of the family of any individual referred to in (i) or (iv);
- vi) the party is an entity that is controlled, jointly controlled or significantly influenced by, or for which significant voting power in such entity resides with, directly or indirectly, any individual referred to in (iv) or (v); or
- vii) the party is a post-employment benefit plan for the benefit of employees of the Company, or of any entity that is a related party of the Company.

Related party transactions and balances are recognised and disclosed in the financial statements.

Transactions with related parties are recorded in accordance with the normal policies of the Company at transaction dates.

i) Foreign Currencies

Foreign currency transactions are accounted for at the exchange rate prevailing at the rate of the transactions. Monetary assets and liabilities that are denominated in foreign currencies are translated into Jamaican dollars at the exchange rate prevailing at the statement of financial position date; that is in the case of each currency, the Bank of Jamaica weighted average buying and selling rates at that date. Gains or losses arising from fluctuations in the exchange rates are reflected in the statement of comprehensive income.

j) Financial Instruments

Financial assets and financial liabilities are recognised when an entity becomes a party to the contractual provisions of the instrument.

Financial assets and financial liabilities are initially measured at fair value. Transaction costs that are directly attributable to the acquisition or issue of financial assets and financial liabilities (other than financial assets and financial liabilities at fair value through profit or loss) are added to or deducted from the fair value of the financial assets or financial liabilities, as appropriate, on initial recognition. Transaction costs directly attributable to the acquisition of financial assets or financial liabilities at fair value through profit or loss are recognised immediately in the statement of comprehensive income.



**SSL VENTURE CAPITAL JAMAICA LIMITED**  
**UNAUDITED NOTES TO THE FINANCIAL STATEMENT**  
**SIX MONTHS ENDING 31<sup>st</sup> DECEMBER 2020**

k) Taxation

Taxation on the profit or loss for the year comprises current and deferred tax. Current and deferred taxes are recognized as income tax expense or benefit in the statement of comprehensive income except, where they relate to items recorded in shareholders' equity, they are also charged or credited to shareholders' equity.

Current taxation - is the expected taxation payable on the taxable income for the year using the tax rates enacted at the statement of financial position date and any adjustment to tax payable and tax losses in respect of previous years.

Deferred Income taxes - are recognised for temporary differences between the carrying amounts of assets and liabilities and their amounts as measured for tax purposes, which will result in taxable amounts in future periods. Deferred tax assets and liabilities are measured at the tax rates that are expected to apply in the period in which the asset will be realised or the liability will be settled based on enacted rates.

**3. CRITICAL ACCOUNTING JUDGEMENTS AND KEY SOURCES OF ESTIMATION UNCERTAINTY**

In the application of the Company's accounting policies, management is required to make judgements, estimates and assumptions about the carrying amounts of assets and liabilities that are not readily apparent from other sources. The estimates and associated assumptions are based on historical experience and other factors that are considered to be relevant. Actual results may differ from these estimates. The estimates and underlying assumptions are reviewed on an ongoing basis. Revisions to accounting estimates are recognised in the period in which the estimate is revised if the revision affects only that period, or in the period of the revision and future periods if the revision affects both current and future periods.

Critical judgements in applying the Company's accounting policies.

Management believe there were no judgements made in the process of applying the Company's accounting policies that had a significant effect on the amounts recognised in the financial statements.

Management is of the opinion that there were no critical assumptions concerning the future that have a significant risk of causing a material adjustment to the carrying amounts of assets and liabilities within the next financial year.

**SSL VENTURE CAPITAL JAMAICA LIMITED**  
**UNAUDITED NOTES TO THE FINANCIAL STATEMENT**  
**SIX MONTHS ENDING 31<sup>st</sup> DECEMBER 2020**

**4. PROPERTY, PLANT & EQUIPMENT**

**The Group**

	<b>Computer Equip- ment</b>	<b>Furniture &amp; Fixtures</b>	<b>Office Equip- ment</b>	<b>Motor Vehicle</b>	<b>Lease-hold Improvements</b>	<b>Total</b>
	\$	\$	\$	\$	\$	\$
<b>At Cost</b>						
At June 30, 2020	4,043,053	2,520,085	1,506,436	11,075,606	266,960	19,412,140
Additions	-	-	7,689	-	-	7,689
Disposals	-	-	-	(2,483,132)	-	(2,483,132)
Reclass	-	-	-	-	-	-
At Dec 31, 2020	4,043,053	2,520,085	1,514,125	8,592,474	266,960	16,936,697
<b>Accumulated depreciation</b>						
At June 30, 2020	1,313,129	384,047	382,765	4,492,522	25,951	6,598,414
Charge for period	478,052	85,421	37,841	1,060,864	13,347	1,675,525
Eliminated Depreciation from discontinued operation	-	-	-	(1,226,938)	-	(1,226,938)
Write-off	-	-	-	-	-	-
At Dec 31, 2020	1,791,181	469,468	420,606	4,326,448	39,298	7,047,001
<b>Net Book Value</b>						
At Dec 31, 2020	2,251,872	2,050,617	1,093,519	4,266,026	227,662	9,889,696
At June 30, 2020	2,729,924	2,136,038	1,123,671	6,583,084	241,009	12,813,726

**SSL VENTURE CAPITAL JAMAICA LIMITED**  
**UNAUDITED NOTES TO THE FINANCIAL STATEMENT**  
**SIX MONTHS ENDING 31<sup>st</sup> DECEMBER 2020**

**PROPERTY, PLANT & EQUIPMENT**

**The Company**

	<b>Computer Equipment</b>	<b>Camera Equip- ment</b>	<b>Office Equip- ment</b>	<b>Leasehold Improve- ments</b>	<b>Total</b>
	\$	\$	\$	\$	\$
<b>At Cost</b>					
At June 30, 2020	438,489	144,315	943,988	266,960	1,793,752
Write-off	-	-	-	-	-
Addition	-	-	7,689	-	7,689
Disposals	-	-	-	-	-
At Dec 31, 2020	438,489	144,315	951,677	266,960	1,801,441

**Accumulated depreciation**

At June 30, 2020	146,702	144,214	181,131	25,950	498,097
Write-off	-	-	-	-	-
Charge for the period	60,488	-	37,841	13,347	111,676
Relieved on disposal	-	-	-	-	-
At Dec 31, 2020	201,190	144,314	218,972	29,297	609,773

**Net Book Value**

At Dec 31, 2020	231,299	1	732,705	227,663	1,191,668
At June 30, 2020	291,787	1	762,857	241,010	1,295,655

**SSL VENTURE CAPITAL JAMAICA LIMITED**  
**UNAUDITED NOTES TO THE FINANCIAL STATEMENT**  
**SIX MONTHS ENDING 31<sup>st</sup> DECEMBER 2020**

**5. INTANGIBLE ASSETS**

<b>The Group</b>	<b>Unaudited 31-Dec-20</b>
<b>Cost</b>	<b>\$</b>
30 June 2020	2,404,184
Additions/(Disposals)	-
Balance at end of Period	<u><b>2,404,184</b></u>
 <b>Amortisation</b>	
30 June 2020	2,341,496
Charge for the period	16,830
Balance at end of Period	<u>2,358,326</u>
 <b>Net Book Value</b>	
At Dec 31, 2020	<u>45,858</u>
At June 30, 2020	<u><u>62,688</u></u>
 <b>The Company</b>	 <b>Unaudited 30-Dec-20</b>
<b>Cost</b>	<b>\$</b>
30 June 2020	2,404,184
Additions/(Disposals)	-
Balance at end of Period	<u><b>2,404,184</b></u>
 <b>Amortisation</b>	
30 June 2020	2,341,496
Charge for the period	16,830
Balance at end of Period	<u>2,358,326</u>
 <b>Net Book Value</b>	
At Dec 31, 2020	<u>45,858</u>
At June 30, 2020	<u><u>62,688</u></u>

**SSL VENTURE CAPITAL JAMAICA LIMITED**  
**UNAUDITED NOTES TO THE FINANCIAL STATEMENT**  
**SIX MONTHS ENDING 31<sup>st</sup> DECEMBER 2020**

**6. DEFERRED TAXES**

Deferred Income Taxes are calculated in full on all temporary differences under the liability method using the applicable tax rate.

Deferred Assets recognised on the statement of financial position are as follows:

	<b>The Group</b>		<b>The Company</b>	
	<b>Unaudited Dec-20</b>	<b>Audited Jun-20</b>	<b>Unaudited Dec-20</b>	<b>Audited Jun-20</b>
	\$	\$	\$	\$
Deferred Income Tax	52,204,560	47,392,303	11,495,438	9,096,057

The movement on the net deferred income tax balance is as follows:

	<b>The Group</b>		<b>The Company</b>	
	<b>Unaudited Dec-20</b>	<b>Audited Jun-20</b>	<b>Unaudited Dec-20</b>	<b>Audited Jun-20</b>
	\$	\$	\$	\$
Net Assets at beginning of year	47,392,303	33,151,288	9,096,057	-
Transferred on Acquisition	-	-	-	-
Deferred Tax credit (Note 13)	4,812,257	17,456,068	2,399,381	9,096,057
Transferred on Disposal	-	(3,215,053)	-	-
	<u>52,204,560</u>	<u>47,392,303</u>	<u>11,495,438</u>	<u>9,096,057</u>

Deferred income tax assets are attributable to the following items:

	<b>The Group</b>		<b>The Company</b>	
	<b>Unaudited Dec-20</b>	<b>Audited Jun-20</b>	<b>Unaudited Dec-20</b>	<b>Audited Jun-20</b>
	\$	\$	\$	\$
Deferred Income Tax Assets:				
Property, plant & Equipment	(276,628)	261,906	(116,599)	(60,052)
Unutilized taxes losses	52,481,188	47,130,397	11,612,037	9,156,109
	<u>52,204,560</u>	<u>47,392,303</u>	<u>10,472,662</u>	<u>9,096,057</u>

\*A recalculation of deferred taxes will be done at the end of the year in the audited financial statements.

**SSL VENTURE CAPITAL JAMAICA LIMITED**  
**UNAUDITED NOTES TO THE FINANCIAL STATEMENT**  
**SIX MONTHS ENDING 31<sup>st</sup> DECEMBER 2020**

**7. RECEIVABLES**

**Group**

	<b>Unaudited</b>	<b>Unaudited</b>	<b>Audited</b>
	<b>31-Dec-20</b>	<b>31-Dec-19</b>	<b>30-Jun-20</b>
	<b>\$</b>	<b>\$</b>	<b>\$</b>
Trade	1,394,772	43,683,194	4,122,557
Other	40,447,533	5,552,609	41,812,885
	<b>41,842,305</b>	<b>49,235,803</b>	<b>45,935,442</b>

Other receivables significantly increased over prior year as a result of sale of shares in Bluedot Data Intelligence Limited to Larren Peart in March 2020. The consideration, to be paid in Financial Year 2020-2021.

**8. SHARE CAPITAL**

	<b>Unaudited</b>	<b>Unaudited</b>	<b>Audited</b>
	<b>31-Dec-20</b>	<b>31-Dec-19</b>	<b>30-Jun-20</b>
<b>Authorised capital:</b>			
Ordinary shares at no par value	1,000,000,000	1,000,000,000	1,000,000,000
<b>Issued and fully paid:</b>			
400,000,00 Ordinary shares of no par value	\$111,880,297	\$111,880,297	\$111,880,297

**SSL VENTURE CAPITAL JAMAICA LIMITED**  
**UNAUDITED NOTES TO THE FINANCIAL STATEMENT**  
**SIX MONTHS ENDING 31<sup>st</sup> DECEMBER 2020**

**9. NON-CONTROLLING INTEREST**

	<b>Unaudited</b> <b>30-Dec-20</b> \$
<b>Balance as at June 30, 2020</b>	(24,294,385)
Share of Loss for the year	(4,303,538)
<b>Balance as at December 31, 2020</b>	<b>(28,597,923)</b>

**10. REVENUE**

Revenue represents the price of goods sold or services rendered to customers, and management fees and is stated net of discounts, allowances and General Consumption Tax.

**11. OTHER INCOME**

	<b>31-Dec-20</b> <b>The Group</b> \$	<b>31-Dec-20</b> <b>The Company</b> \$
Net Payables Write off	-	-
Other	115,524	1,624
	<b>115,524</b>	<b>1,624</b>

**SSL VENTURE CAPITAL JAMAICA LIMITED**  
**UNAUDITED NOTES TO THE FINANCIAL STATEMENT**  
**SIX MONTHS ENDING 31<sup>st</sup> DECEMBER 2020**

**12. ADMINISTRATIVE EXPENSES**

	<b>The Group</b>		<b>The Company</b>	
	<b>Unaudited</b>	<b>Unaudited</b>	<b>Unaudited</b>	<b>Unaudited</b>
	<b>31-Dec-20</b>	<b>31-Dec-19</b>	<b>31-Dec-20</b>	<b>31-Dec-19</b>
	<b>\$</b>	<b>\$</b>	<b>\$</b>	<b>\$</b>
Accounting Fees	-	2,662,313	-	-
Advertising and Promotion	10,000	783,390	-	346,890
Audit Fee	1,826,230	2,813,026	956,830	956,830
Rent	2,213,891	5,315,630	1,173,000	819,800
Bad Debt	68,080	-	-	-
Depreciation & Amortization	1,692,356	2,728,362	128,507	126,008
Director Fees	750,000	-	750,000	-
Company Secretary	663,340	1,546,328	663,340	1,546,328
Legal Fees & Professional Fees	400,425	25,760,442	227,425	23,996,445
Motor Expenses	1,428,066	3,006,813	96,554	-
Dues & Subscriptions	423,624	1,554,588	264,070	17,502
Office / Admin Expense	1,127,034	568,970	569,727	95,067
Registrar and JSE Fees	592,573	265,725	592,573	265,725
Write-Off Expenses	-	1,463,041	-	-
Loss on Disposal	587,163	-	-	-
Other expenses	1,806,902	216,093	936,587	1,095,677
Payroll Expenses	21,709,875	27,671,513	10,063,706	9,211,834
Meals & Entertainment& Travel	31,475	164,811	-	-
Security	7,177	219,135	-	-
Utilities	594,238	1,569,548	248,312	283,340
<b>Total Operating Expenses</b>	<b>35,932,449</b>	<b>79,704,450</b>	<b>16,670,631</b>	<b>39,106,117</b>



**SSL VENTURE CAPITAL JAMAICA LIMITE-D**  
**UNAUDITED NOTES TO THE FINANCIAL STATEMENT**  
**SIX MONTHS ENDING 31<sup>st</sup> DECEMBER 2020**

**13. TAXATION**

Taxation is computed on the loss for the year adjusted for taxation purposes and comprises:

	<b>The Group</b>		<b>The Company</b>	
	<b>Unaudited</b>	<b>Audited</b>	<b>Unaudited</b>	<b>Audited</b>
	<b>Dec-20</b>	<b>Jun-20</b>	<b>Dec-20</b>	<b>Jun-20</b>
	<b>\$</b>	<b>\$</b>	<b>\$</b>	<b>\$</b>
Income Tax @ 25%	-	521,920	-	-
Deferred Income Tax (Note 6 )	(4,812,257)	(17,456,068)	(2,399,381)	(5,317,344)
	<u>(4,812,257)</u>	<u>(16,934,148)</u>	<u>(1,376,605)</u>	<u>(5,317,344)</u>

Entities listed on the Junior Stock Exchange in Jamaica benefit from tax incentives of tax rates of 0% in year 1-5, and 50% of regular tax rates in year 6 -10.

The taxation charged in the statement of comprehensive income differs from the theoretical amount that would arise using the appropriate income tax rate:

	<b>The Group</b>		<b>The Company</b>	
	<b>Unaudited</b>	<b>Audited</b>	<b>Unaudited</b>	<b>Audited</b>
	<b>Dec-20</b>	<b>Jun-20</b>	<b>Dec-20</b>	<b>Jun-20</b>
	<b>\$</b>	<b>\$</b>	<b>\$</b>	<b>\$</b>
Loss before tax	(39,741,522)	(169,760,510)	(20,127,841)	(60,455,188)
Tax calculated at the appropriate tax rate	(5,383,093)	(28,266,800)	(2,515,980)	(7,556,898)
Adjusted for the effects of :				
Expenses not allowed for tax purposes*	-	9,640,682	-	1,743,293
Other charges and allowances*	570,836	1,691,970	116,599	496,261
	<u>(4,812,257)</u>	<u>(16,934,148)</u>	<u>(2,399,381)</u>	<u>(5,317,344)</u>

\* A recalculation of taxes will be done at the end of the year in the audited financial statements.

**SSL VENTURE CAPITAL JAMAICA LIMITED**  
**UNAUDITED NOTES TO THE FINANCIAL STATEMENT**  
**SIX MONTHS ENDING 31<sup>st</sup> DECEMBER 2020**

**14. PROFIT/LOSS PER SHARE**

Basic profit/(loss) per share as calculated by dividing the loss by the weighted average number of ordinary shares in issue.

	<b>Unaudited</b>	<b>Unaudited</b>	<b>Audited</b>
	<b>31-Dec-20</b>	<b>31-Dec-19</b>	<b>30-Jun-20</b>
	<b>\$</b>	<b>\$</b>	<b>\$</b>
Profit / (Loss)	(34,929,265)	(40,144,768)	(138,942,059)
Weighted average number of ordinary shares	400,000,000	400,000,000	400,000,000
<b>Basic profit /(loss) per share</b>	<b>(0.09)</b>	<b>(0.10)</b>	<b>(0.35)</b>