



Key Insurance Company Limited

**Financial Statements
31 December 2017**

Key Insurance Company Limited

Index

31 December 2017

| | Page |
|--|-------------|
| Actuary's Report | |
| Independent Auditor's Report to the Members | |
| Financial Statements | |
| Statement of comprehensive income | 1 |
| Balance sheet | 2 |
| Statement of changes in equity | 3 |
| Statement of cash flows | 4 |
| Notes to the financial statements | 5 –60 |

SECTION 3 EXPRESSION OF OPINION


The author's opinion relates to the values of the premium and claim liabilities as summarized in Sections 3.2 and 3.3 of this report. The financial condition of the Company referenced in Section 3.1 below refers to the financial state reflected by the amount, nature and composition of its assets, liabilities and equity, all at a particular point in time.

3.1 Report of the Appointed Actuary

I have examined the financial condition and valued the premium and claim liabilities of Key Insurance Company Limited for its balance sheet as at 31 December 2017 and the corresponding change in the premium and claim liabilities in the statement of operations for the year then ended. I meet the appropriate qualification standards and am familiar with the valuation and solvency requirements applicable to general insurance companies in Jamaica.

In my opinion:

- i) the methods and procedures used in the verification of the data are sufficient and reliable and fulfil acceptable standards of care;
- ii) the valuation of premium and claim liabilities has been made in accordance with generally accepted actuarial practice with such changes as determined and directions made by the Financial Services Commission;
- iii) the methods and assumptions used to calculate the premium and claim liabilities are appropriate to the circumstances of the Company and of the said policies and claims;
- iv) the amount of the premium and claim liabilities represented in the balance sheet of Key Insurance Company Limited makes proper provision for the future payments under the Company's policies and meets the requirements of *The Insurance Act, 2001* and other appropriate regulations of Jamaica;
- v) a proper charge on account of these liabilities has been made in the statement of operations;
- vi) there is sufficient capital available to meet the solvency standards as established by the Financial Services Commission.


Xavier Bénarosch
Fellow, Canadian Institute of Actuaries

Kingston, Jamaica
12 March 2018



Independent auditor's report

To the Members of Key Insurance Company Limited

Report on the audit of the financial statements

Our opinion

In our opinion, the financial statements give a true and fair view of the financial position of Key Insurance Company Limited (the Company) as at 31 December 2017, and of its financial performance and its cash flows for the year then ended in accordance with International Financial Reporting Standards (IFRS) and with the requirements of the Jamaican Companies Act.

What we have audited

Key Insurance Company Limited's financial statements comprise:

- the balance sheet as at 31 December 2017;
- the statement of comprehensive income for the year then ended;
- the statement of changes in equity for the year then ended;
- the statement of cash flows for the year then ended; and
- the notes to the financial statements, which include significant accounting policies.

Basis for opinion

We conducted our audit in accordance with International Standards on Auditing (ISAs). Our responsibilities under those standards are further described in the *Auditor's responsibilities for the audit of the financial statements* section of our report.

We believe that the audit evidence we have obtained is sufficient and appropriate to provide a basis for our opinion.

Independence

We are independent of the Company in accordance with the International Ethics Standards Board for Accountants' Code of Ethics for Professional Accountants (IESBA Code). We have fulfilled our other ethical responsibilities in accordance with the IESBA Code.

PricewaterhouseCoopers, Scotiabank Centre, Duke Street, Box 372, Kingston, Jamaica
T: (876) 922 6230, F: (876) 922 7581, www.pwc.com/jm

L.A. McKnight P.E. Williams A.K. Jain B.L. Scott, B.J. Denning G.A. Reece P.A. Williams R.S. Nathan C.I. Bell-Wisdom G.K. Moore



Our audit approach

Audit scope

As part of designing our audit, we determined materiality and assessed the risks of material misstatement in the financial statements. In particular, we considered where management made subjective judgements; for example, in respect of significant accounting estimates that involved making assumptions and considering future events that are inherently uncertain. As in all of our audits, we also addressed the risk of management override of internal controls, including among other matters consideration of whether there was evidence of bias that represented a risk of material misstatement due to fraud.

We tailored the scope of our audit in order to perform sufficient work to enable us to provide an opinion on the financial statements as a whole, taking into account the structure of the Company, the accounting processes and controls, and the industry in which the Company operates.

Our 2017 audit was planned and executed having regard to the fact that the operations of the Company remain largely unchanged from the prior year.

Key audit matters

Key audit matters are those matters that, in our professional judgment, were of most significance in our audit of the financial statements of the current period. These matters were addressed in the context of our audit of the financial statements as a whole, and in forming our opinion thereon, and we do not provide a separate opinion on these matters.

Key audit matter

How our audit addressed the Key audit matter

Valuation of incurred but not reported claims for property & casualty contracts

See notes 2(o) (claims incurred but not reported), 3(b) (estimates of claims liabilities) and 24 of the financial statements for management's disclosures of related accounting policies, judgements and estimates.

As at 31 December 2017, total incurred but not reported claims amount to \$182 million.

The methodologies and assumptions utilized to develop incurred but not reported claims involve a significant degree of judgement. The liabilities are based on the best-estimate ultimate cost of all claims incurred but not settled at a given date, whether reported or not, together with the related claims handling costs. There is generally less information available in relation to

We tested the completeness, accuracy and reliability of the underlying data utilized by management, and its external actuarial experts, to support the actuarial valuation. Our tests did not identify any exceptions.

We evaluated the work of management's actuarial expert, including their competence, capabilities and objectivity.

We were assisted by actuarial specialists who performed a review of the actuarial valuation



these claims, which can result in variability between initial estimates and final settlement. A range of methods, may be used to determine these provisions.

Management engaged an independent actuarial expert to assist in determining the value of claims incurred but not reported.

We focused on this area because, underlying these methods are a number of explicit or implicit assumptions relating to the expected settlement amount and settlement patterns of claims which are subject to complex calculations.

performed by management's actuary. In evaluating management's valuation, the actuarial specialist challenged the assumptions used by management and assessed the methodologies used for appropriateness and consistency with established actuarial practice and methodologies used in the prior year.

The assumptions used by management were found to be reasonable and the methodologies appropriate and consistent with the prior year.

Other information

Management is responsible for the other information. The other information comprises the Annual Report (but does not include the financial statements and our auditor's report thereon), which is expected to be made available to us after the date of this auditor's report

Our opinion on the financial statements does not cover the other information and we will not express any form of assurance conclusion thereon.

In connection with our audit of the financial statements, our responsibility is to read the other information identified above when it becomes available and, in doing so, consider whether the other information is materially inconsistent with the financial statements or our knowledge obtained in the audit, or otherwise appears to be materially misstated.

When we read the Annual Report, if we conclude that there is a material misstatement therein, we are required to communicate the matter to those charged with governance.

Responsibilities of management and those charged with governance for the financial statements

Management is responsible for the preparation of the financial statements that give a true and fair view in accordance with IFRS and with the requirements of the Jamaican Companies Act, and for such internal control as management determines is necessary to enable the preparation of financial statements that are free from material misstatement, whether due to fraud or error.

In preparing the financial statements, management is responsible for assessing the Company's ability to continue as a going concern, disclosing, as applicable, matters related to going concern and using the going concern basis of accounting unless management either intends to liquidate the Company or to cease operations, or has no realistic alternative but to do so.

Those charged with governance are responsible for overseeing the Company's financial reporting process.



Auditor's responsibilities for the audit of the financial statements

Our objectives are to obtain reasonable assurance about whether the financial statements as a whole are free from material misstatement, whether due to fraud or error, and to issue an auditor's report that includes our opinion. Reasonable assurance is a high level of assurance, but is not a guarantee that an audit conducted in accordance with ISAs will always detect a material misstatement when it exists. Misstatements can arise from fraud or error and are considered material if, individually or in the aggregate, they could reasonably be expected to influence the economic decisions of users taken on the basis of these financial statements.

As part of an audit in accordance with ISAs, we exercise professional judgment and maintain professional scepticism throughout the audit. We also:

- Identify and assess the risks of material misstatement of the financial statements, whether due to fraud or error, design and perform audit procedures responsive to those risks, and obtain audit evidence that is sufficient and appropriate to provide a basis for our opinion. The risk of not detecting a material misstatement resulting from fraud is higher than for one resulting from error, as fraud may involve collusion, forgery, intentional omissions, misrepresentations, or the override of internal control.
- Obtain an understanding of internal control relevant to the audit in order to design audit procedures that are appropriate in the circumstances, but not for the purpose of expressing an opinion on the effectiveness of the Company's internal control.
- Evaluate the appropriateness of accounting policies used and the reasonableness of accounting estimates and related disclosures made by management.
- Conclude on the appropriateness of management's use of the going concern basis of accounting and, based on the audit evidence obtained, whether a material uncertainty exists related to events or conditions that may cast significant doubt on the Company's ability to continue as a going concern. If we conclude that a material uncertainty exists, we are required to draw attention in our auditor's report to the related disclosures in the financial statements or, if such disclosures are inadequate, to modify our opinion. Our conclusions are based on the audit evidence obtained up to the date of our auditor's report. However, future events or conditions may cause the Company to cease to continue as a going concern.
- Evaluate the overall presentation, structure and content of the financial statements, including the disclosures, and whether the financial statements represent the underlying transactions and events in a manner that achieves fair presentation.

We communicate with those charged with governance regarding, among other matters, the planned scope and timing of the audit and significant audit findings, including any significant deficiencies in internal control that we identify during our audit.



We also provide those charged with governance with a statement that we have complied with relevant ethical requirements regarding independence, and to communicate with them all relationships and other matters that may reasonably be thought to bear on our independence, and where applicable, related safeguards.

From the matters communicated with those charged with governance, we determine those matters that were of most significance in the audit of the financial statements of the current period and are therefore the key audit matters. We describe these matters in our auditor's report unless law or regulation precludes public disclosure about the matter or when, in extremely rare circumstances, we determine that a matter should not be communicated in our report because the adverse consequences of doing so would reasonably be expected to outweigh the public interest benefits of such communication.

Report on other legal and regulatory requirements

As required by the Jamaican Companies Act, we have obtained all the information and explanations which, to the best of our knowledge and belief, were necessary for the purposes of our audit.

In our opinion, proper accounting records have been kept, so far as appears from our examination of those records, and the accompanying financial statements are in agreement therewith and give the information required by the Jamaican Companies Act, in the manner so required.

The engagement partner on the audit resulting in this independent auditor's report is Garfield Reece.

PricewaterhouseCoopers

*Chartered Accountants
29 March 2018
Kingston, Jamaica*

Key Insurance Company Limited

Statement of Comprehensive Income

Year ended 31 December 2017

(expressed in Jamaican dollars unless otherwise indicated)

| | Note | 2017 \$'000 | 2016 \$'000 |
|--|---------|----------------|----------------|
| Gross Premiums Written | | 1,440,065 | 1,081,746 |
| Reinsurance ceded | | (509,767) | (435,881) |
| Net premiums written | | 930,298 | 645,865 |
| Change in unearned premium reserve, net | | (151,646) | (111,830) |
| Net Premiums Earned | | 778,652 | 534,035 |
| Change in insurance reserves | | 14,741 | 42,957 |
| Commission on reinsurance ceded | | 91,301 | 78,292 |
| Commission on premiums written | 8 | (141,398) | (101,908) |
| Claims expense | 8 | (334,059) | (1,044,827) |
| Reinsurance recoveries | 4(b), 8 | (51,589) | 803,396 |
| Change in unexpired risk reserves | | 8,118 | (27,027) |
| Administration and other expenses | 8 | (428,806) | (410,096) |
| Underwriting Loss | | (63,040) | (125,178) |
| Investment income | 10 | 49,411 | 42,288 |
| Gains on revaluation of investment properties | 19 | 19,696 | 12,050 |
| Other income | 11 | 38,673 | 20,280 |
| Profit/(Loss) Before Taxation | | 44,740 | (50,560) |
| Taxation | 12 | (2,077) | 8,326 |
| Net Profit/(Loss) | | 42,663 | (42,234) |
| Other Comprehensive Income: | | | |
| <i>Items that may be subsequently reclassified to profit or loss:</i> | | | |
| Net gain on the revaluation of available-for-sale investment securities | | 30,754 | 24,539 |
| <i>Items that will not be subsequently reclassified to profit or loss:</i> | | | |
| Revaluation gains on property, plant and equipment | | 5,000 | 16,998 |
| Deferred tax (charge)/credit on revaluation of property, plant and equipment | | (882) | 6,616 |
| Other Comprehensive Income | | 34,872 | 48,153 |
| Total Comprehensive Income for the Year | | 77,535 | 5,919 |
| Earnings/(Loss) per Share | 28 | 0.12 cents | (0.12) cents |

Key Insurance Company Limited


Balance Sheet


31 December 2017

(expressed in Jamaican dollars unless otherwise indicated)

| | Note | 2017 \$'000 | Restated 2016 \$'000 | Restated 2015 \$'000 |
|--|------|------------------|----------------------------|----------------------------|
| ASSETS | | | | |
| Cash and deposits | 13 | 403,057 | 451,265 | 185,923 |
| Investment securities | 14 | 713,217 | 507,479 | 773,382 |
| Due from policyholders, brokers and agents | 15 | 226,762 | 139,284 | 76,870 |
| Due from reinsurers | 16 | 246,144 | 528,756 | 237,924 |
| Deferred policy acquisition costs | | 131,858 | 112,401 | 70,778 |
| Taxation recoverable | | 192,169 | 181,468 | 168,044 |
| Other receivables | 17 | 11,852 | 280 | 3,701 |
| Investment properties | 19 | 329,650 | 185,150 | 173,100 |
| Intangible assets | 20 | 3,441 | 1,149 | 1,098 |
| Property, plant and equipment | 21 | 191,883 | 313,753 | 281,089 |
| Deferred taxation | 23 | - | 866 | - |
| | | <u>2,450,033</u> | <u>2,421,851</u> | <u>1,971,909</u> |
| LIABILITIES AND EQUITY | | | | |
| Liabilities | | | | |
| Bank overdraft | 13 | - | 1,663 | 150 |
| Other payables | 22 | 33,868 | 25,795 | 26,419 |
| Due to reinsurers | | 80,615 | 39,494 | 96,936 |
| Deferred taxation | 23 | 2,093 | - | 14,076 |
| Insurance reserves | 24 | 1,238,427 | 1,337,404 | 930,707 |
| | | <u>1,355,003</u> | <u>1,404,356</u> | <u>1,068,288</u> |
| Equity | | | | |
| Share capital | 25 | 235,282 | 235,282 | 127,327 |
| Capital reserve | 26 | 57,371 | 57,371 | 57,371 |
| Fair value reserves | 27 | 358,721 | 304,153 | 243,950 |
| Retained earnings | | 443,656 | 420,689 | 474,973 |
| | | <u>1,095,030</u> | <u>1,017,495</u> | <u>903,621</u> |
| | | <u>2,450,033</u> | <u>2,421,851</u> | <u>1,971,909</u> |

Approved for issue on behalf of the Board of Directors on 29 March 2018 and signed on its behalf by:


Sandra Masterton Director


Kala Abrahams Director

Key Insurance Company Limited

Statement of Changes in Equity

Year ended 31 December 2017

(expressed in Jamaican dollars unless otherwise indicated)

| | Share Capital \$'000 | Capital Reserve \$'000 | Fair Value Reserves \$'000 | Retained Earnings \$'000 | Total \$'000 |
|---|----------------------------|------------------------------|----------------------------------|--------------------------------|-----------------|
| Balance at 1 January 2016, as restated | 127,327 | 57,371 | 243,950 | 474,973* | 903,621 |
| Total comprehensive income for the year | - | - | 48,153 | (42,234) | 5,919 |
| Shares issued during the year (Note 25) | 107,955 | - | - | - | 107,955 |
| Transfer between reserves: | | | | | |
| Gains on revaluation of investment properties, transferred from retained earnings | - | - | 12,050 | (12,050) | - |
| Balance at 31 December 2016, as restated | 235,282 | 57,371 | 304,153 | 420,689* | 1,017,495 |
| Total comprehensive income for the year | - | - | 34,872 | 42,663 | 77,535 |
| Transfer between reserves: | | | | | |
| Gains on revaluation of investment properties, transferred from retained earnings | - | - | 19,696 | (19,696) | - |
| Balance at 31 December 2017 | 235,282 | 57,371 | 358,721 | 443,656 | 1,095,030 |

* - Restated for reinsurance recovery of excess of losses (see Note 32).

Key Insurance Company Limited

Statement of Cash Flows

Year ended 31 December 2017

(expressed in Jamaican dollars unless otherwise indicated)

| | Note | 2017 \$'000 | 2016 \$'000 |
|---|--------|------------------|------------------|
| Cash Flows from Operating Activities | | | |
| Net profit/(loss) | | 42,663 | (42,234) |
| Adjustments for: | | | |
| Amortisation and depreciation | 20, 21 | 14,013 | 12,197 |
| Gain on sale of property, plant and equipment | | (90) | (150) |
| Gain on sale of available-for-sale investment securities | 11 | (36,074) | - |
| Gains on revaluation of investment properties | 19 | (19,696) | (12,050) |
| Loss/(gain) on foreign exchange | 11 | 13,276 | (9,900) |
| Dividend income | 10 | (4,779) | (2,536) |
| Interest income | 10 | (44,632) | (39,752) |
| Taxation | 12 | 2,077 | (8,326) |
| | | <u>(33,242)</u> | <u>(102,751)</u> |
| Changes in operating assets and liabilities | | | |
| Due from policyholders, brokers and agents | | (87,478) | (62,414) |
| Deferred policy acquisition costs | | (19,457) | (41,623) |
| Insurance reserves | | (98,977) | 406,697 |
| Due from reinsurers | | 282,612 | (290,832) |
| Due to reinsurers | | 41,121 | (66,198) |
| Other assets | | (11,572) | 3,421 |
| Other liabilities | | 8,073 | (624) |
| | | <u>81,080</u> | <u>(154,324)</u> |
| Taxation paid | | (11,912) | (13,424) |
| Net cash provided by/(used in) operating activities | | <u>69,168</u> | <u>(167,748)</u> |
| Cash Flows from Investing Activities | | | |
| Acquisition of property, plant and equipment | 21 | (10,925) | (27,757) |
| Acquisition of intangible asset | 20 | (2,711) | (157) |
| Acquisition of investment properties | 19 | (603) | - |
| Proceeds on disposal of property, plant and equipment | | 90 | 150 |
| Purchase of investments | | (623,919) | (590,382) |
| Disposal/maturity of investments | | 474,211 | 891,215 |
| Interest and dividend received | | 49,851 | 49,914 |
| Net cash (used in)/provided by investing activities | | <u>(114,006)</u> | <u>322,983</u> |
| Cash Flows from Financing Activity | | | |
| Net proceeds from the issue of shares | | - | 107,955 |
| Net cash provided by financing activity | | - | 107,955 |
| Net (decrease)/increase in cash and cash equivalents | | <u>(44,838)</u> | <u>263,190</u> |
| Effect of changes in exchange rate on cash and cash equivalents | | (1,010) | 135 |
| Cash and cash equivalents at beginning of year | | 445,905 | 182,580 |
| Cash and Cash Equivalents at the End of the Year | 13 | <u>400,057</u> | <u>445,905</u> |

The principal non-cash transactions were revaluation surplus in relation to property, plant and equipment of \$5,000,000 (2016 - \$16,998,000) and the transfer of investment properties to property, plant and equipment of \$124,201,000 (2016 - Nil).

Key Insurance Company Limited

Notes to the Financial Statements

31 December 2017

(expressed in Jamaican dollars unless otherwise indicated)

1. Identification and Activities

- (a) Key Insurance Company Limited (the company) is registered and domiciled in Jamaica. Its registered office is located at 6c Half Way Tree Road, Kingston 5, Jamaica.
- (b) The company is licensed to operate as a general insurer in Jamaica, under the Insurance Act, 2001. Its principal activity is the underwriting of motor, commercial and personal property and casualty insurance.
- (c) The company is listed on the Junior Market of the Jamaica Stock Exchange as at 1 April 2016.

2. Significant Accounting Policies

The principal accounting policies applied in the preparation of these financial statements are set out below. These policies have been consistently applied to all the years presented, unless otherwise stated.

(a) Basis of preparation

These financial statements have been prepared in accordance with International Financial Reporting Standards (IFRS), and have been prepared under the historical cost convention as modified by the revaluation of available-for-sale investment securities, investment properties and certain property, plant and equipment.

The preparation of financial statements in conformity with IFRS requires the use of certain critical accounting estimates. It also requires management to exercise its judgement in the process of applying the company's accounting policies. Although these estimates are based on management's best knowledge of current events and actions, actual results could differ from those estimates. The areas involving a higher degree of judgement or complexity, or areas where assumptions and estimates are significant to the financial statements are disclosed in Note 3.

Accounting pronouncements effective in 2017 which are relevant to the company's operations

Certain new standards, amendments and interpretations to existing standards have been published that became effective during the current financial year. Management has reviewed these new standards, amendments and interpretations to existing standards and has determined that the following are relevant to its operations:

Amendments to IAS 12, 'Income Taxes' (effective for annual periods beginning on or after 1 January 2017). The amendments clarify the accounting for deferred tax where an asset is measured at fair value and that fair value is below the asset's tax base. They also clarify certain other aspects of accounting for deferred tax assets. Deferred tax assets are assessed in combination with other deferred tax assets where the tax law does not restrict the source of taxable profits against which particular types of deferred tax assets can be recovered. Where restrictions apply, deferred tax assets are assessed in combination only with other deferred tax assets of the same type. The amendment also clarifies that tax deductions resulting from the reversal of deferred tax assets are excluded from the estimated future taxable profit that is used to evaluate the recoverability of those assets. There was no impact from the adoption of these amendment.

Amendments to IAS 7, 'Statement of Cash Flows', (effective for annual periods beginning on or after 1 January 2017). In January 2017, the IASB published amendments to IAS 7 to improve information about an entity's financing activities. These amendments are as part of the IASB initiative to improve presentation and disclosure in financial reports. The amendments require disclosure of information enabling users to evaluate changes in liabilities arising from financing activities including both cash and non-cash changes. The adoption of these amendments did not have a significant impact on the company's financial statements.

Key Insurance Company Limited

Notes to the Financial Statements

31 December 2017

(expressed in Jamaican dollars unless otherwise indicated)

2. Significant Accounting Policies (Continued)

(a) Basis of preparation (continued)

Standards, interpretations and amendments to published standards that are not yet effective

At the date of authorisation of these financial statements, certain new standards, amendments and interpretations to existing standards have been issued which were not effective at the balance sheet date, and which the company has not early adopted. The company has assessed the relevance of all such new standards, interpretations and amendments and has determined that the following may be relevant to its operations and has concluded as follows:

IFRS 9, 'Financial Instruments', (effective for annual periods beginning on or after 1 January 2018). In July 2016, the IASB issued IFRS 9 which is the comprehensive standard to replace IAS 39 'Financial Instruments: Recognition and Measurement', and includes requirements for classification and measurement of financial assets and liabilities, impairment of financial assets and hedge accounting.

Financial assets are required to be classified into three measurement categories: those to be measured subsequently at amortised cost, those to be measured subsequently at fair value through other comprehensive income (FVOCI) and those to be measured subsequently at fair value through profit or loss (FVPL).

Classification for debt instruments is driven by the entity's business model for managing the financial assets and whether the contractual cash flows represent solely payments of principal and interest (SPPI). If a debt instrument is held to collect, it may be carried at amortised cost if it also meets the SPPI requirement. Debt instruments that meet the SPPI requirement that are held in a portfolio where an entity both holds to collect assets' cash flows and sells assets may be classified as FVOCI. Financial assets that do not contain cash flows that are SPPI must be measured at FVPL (for example, derivatives). Embedded derivatives are no longer separated from financial assets but will be included in assessing the SPPI condition. The company's debt instruments are currently classified as available-for-sale, which is similar to the FVOCI option under IFRS 9; however, these assets may qualify to be carried at amortised cost based on how they are managed and whether the contractual cash flows meets the SPPI requirement. This will lead to changes in accounting for these assets.

Investments in equity instruments are always measured at fair value. However, management can make an irrevocable election to present changes in fair value in other comprehensive income without recycling, provided the instrument is not held for trading. If the equity instrument is held for trading, changes in fair value are presented in profit or loss. The company's equity instruments are currently classified as available-for-sale and the company considering the FVOCI election, as none of them is held for trading.

Key Insurance Company Limited

Notes to the Financial Statements

31 December 2017

(expressed in Jamaican dollars unless otherwise indicated)

2. Significant Accounting Policies (Continued)

(a) Basis of preparation (continued)

Standards, interpretations and amendments to published standards that are not yet effective IFRS 9, 'Financial Instruments', (continued)

The new impairment model requires the recognition of impairment provisions based on expected credit losses (ECL) rather than only incurred credit losses as is the case under IAS 39. The company expects to adopt IFRS 9 effective 1 January 2018 and will mainly have an impact on impairment of premiums due from policyholders, brokers and agent, amounts due from reinsurers and debt securities, with the application of the expected credit loss model. The impact is yet to be quantified.

The new standard also introduces expanded disclosure requirements and changes in presentation. These are expected to change the nature and extent of the company's disclosures about its financial instruments particularly in the year of the adoption of the new standard.

IFRS 16, 'Leases' (effective for annual periods beginning on or after 1 January 2019, with earlier application permitted if IFRS 15, 'Revenue from Contracts with Customers', is also applied). The International Accounting Standards Board (IASB) published IFRS 16, 'Leases', which replaces the current guidance in IAS 17. This will require changes in accounting by lessees in particular. IFRS 16 requires lessees to recognise a lease liability reflecting future lease payments and a 'right-of-use asset' for virtually all lease contracts. The IASB has included an optional exemption for certain short-term leases and leases of low-value assets; however, this exemption can only be applied by lessees. For lessors, the accounting stays almost the same. However, as the IASB has updated the guidance on the definition of a lease (as well as the guidance on the combination and separation of contracts), lessors will also be affected by the new standard. Under IFRS 16, a contract is, or contains, a lease if the contract conveys the right to control the use of an identified asset for a period of time in exchange for consideration. The company is currently assessing the impact of future adoption of the new standard on its financial statements.

Amendment to IAS 40, Investment properties' relating to transfers of investment properties, (effective for annual periods beginning on or after 1 January 2018). These amendments clarify that to transfer to, or from, investment properties there must be a change in use. To conclude if a property has changed use there should be an assessment of whether the property meets the definition. This change must be supported by evidence. The company is considering the implications of the standard, the impact on the company and the timing of its adoption.

Key Insurance Company Limited

Notes to the Financial Statements

31 December 2017

(expressed in Jamaican dollars unless otherwise indicated)

2. Significant Accounting Policies (Continued)

(a) Basis of preparation (continued)

Standards, interpretations and amendments to published standards that are not yet effective (continued)

Amendments to IFRS 4 'Insurance Contracts' (effective for annual periods beginning on or after 1 January 2018). This amendment addresses the concerns of insurance companies about the different effective dates of IFRS 9, 'Financial instruments', and the forthcoming new insurance contracts standard. The amendment to IFRS 4 provides two different solutions for insurance companies: a temporary exemption from IFRS 9 for entities that meet specific requirements (applied at the reporting entity level); and the 'overlay approach'. Both approaches are optional. IFRS 4 (including the amendments that have now been issued) will be superseded by the forthcoming new insurance contracts standard. Accordingly, both the temporary exemption and the 'overlay approach' are expected to cease to be applicable when the new insurance standard becomes effective. The company will not be impacted by the amendment to IFRS 4 as it will be adopting IFRS 9.

IFRIC 22, 'Foreign currency transactions and advance consideration' (effective for annual periods beginning on or after 1 January 2018). This IFRIC addresses foreign currency transactions or parts of transactions where there is consideration that is denominated or priced in a foreign currency. The interpretation provides guidance for when a single payment/receipt is made as well as for situations where multiple payments/receipts are made. The company is currently assessing the impact of this interpretation.

IFRS 17, 'Insurance contracts' (effective for annual periods beginning on or after 1 January 2021). This standard was issued as replacement for IFRS 4 'Insurance contracts' and requires a current measurement model where estimates are re-measured each reporting period. The standard allows a choice between recognising changes in discount rates either in the income statement or directly in other comprehensive income. An optional, simplified premium allocation approach is permitted for the liability for the remaining coverage for short duration contracts. The company is currently assessing the impact of this standard.

Amendment to IFRS 9, 'Financial instruments on prepayment features with negative compensation' (effective for annual periods beginning on or after 1 January 2019). This amendment confirms that when a financial liability measured at amortised cost is modified without this resulting in de-recognition, a gain or loss should be recognised immediately in profit or loss. The gain or loss is calculated as the difference between the original contractual cash flows and the modified cash flows discounted at the original effective interest rate. The company is currently assessing the impact of this amendment.

IFRIC 23, 'Uncertainty over income tax treatments' (effective for annual periods beginning on or after 1 January 2019). This IFRIC clarifies how the recognition and measurement requirements of IAS 12 'Income taxes' are applied where there is uncertainty over income tax treatments. An uncertain tax treatment is any tax treatment applied by an entity where there is uncertainty over whether the treatment will be accepted by the tax authority. The company is currently assessing the impact of this interpretation.

There are no other IFRS or IFRIC interpretations that are not yet effective that would be expected to have a material impact on the company.

Key Insurance Company Limited

Notes to the Financial Statements

31 December 2017

(expressed in Jamaican dollars unless otherwise indicated)

2. Significant Accounting Policies (Continued)

(b) Foreign currency translation

Functional and presentation currency

Items included in the financial statements of the company are measured using the currency of the primary economic environment in which the company operates. The financial statements are presented in Jamaican dollars, which is also the company's functional currency.

Translations and balances

Foreign currency balances outstanding at the balance sheet date are translated at the rates of exchange ruling on that date. Transactions in foreign currencies during the year are converted at the rates of exchange ruling on the dates of those transactions. Gains and losses arising from the settlement of such transactions and from the translation at year end exchange rates of monetary assets and liabilities denominated in foreign currencies are recognised in profit or loss in the statement of comprehensive income.

(c) Financial instruments

A financial instrument is any contract that gives rise to both a financial asset in one entity and a financial liability or equity in another entity.

Financial assets

The company's financial assets comprise investment securities, insurance receivables and cash and short term investments.

Investment securities

The company classifies its investment securities as available-for-sale. Management determines the classification of its investments at the time of the purchase and re-evaluates such designation on a regular basis.

Available-for-sale financial assets are non-derivatives that are either designated in this category or not classified in any of the other categories. Purchases and sales of investments are recognised on the trade date - the date that the company commits to purchase or sell the asset. Investments are derecognised when the rights to receive cash flows from the investments have expired or have been transferred and the company has transferred substantially all risks and rewards of ownership.

Available-for-sale investments are initially recognised at fair value plus transaction costs and are subsequently carried at fair value.

Changes in the fair value of monetary securities denominated in a foreign currency and classified as available-for-sale are analysed between translation differences resulting from changes in amortised cost of the security and other changes in the carrying amount of the security. The translation differences are recognised in profit or loss in the statement of comprehensive income, and other changes in carrying amount are recognised in other comprehensive income. Changes in the fair value of both monetary and non-monetary securities classified as available-for-sale are recognised in other comprehensive income.

When securities classified as available-for-sale are sold or impaired, the accumulated fair value adjustments recognised in other comprehensive income are included in income as 'gains and losses on available-for-sale investment securities'. Interest on available-for-sale securities, calculated using the effective interest method, is recognised in profit or loss in the statement of comprehensive income.

Key Insurance Company Limited

Notes to the Financial Statements

31 December 2017

(expressed in Jamaican dollars unless otherwise indicated)

2. Significant Accounting Policies (Continued)

(c) Financial Instruments (continued)

Investment securities (continued)

The company assesses at each balance sheet date whether there is objective evidence that a financial asset or a group of financial assets is impaired. A financial asset may be considered to be impaired if its carrying amount exceeds its estimated recoverable amount. The recoverable amount of a financial asset carried at fair value is the present value of expected future cash flows discounted at the current market rate for a similar financial asset. The recoverable amount of a financial asset carried at amortised cost is the present value of expected future cash flows discounted at the original rate of interest of the financial asset.

Premiums receivable

Premiums receivable are carried at the original negotiated invoice amount less provision made for impairment of these receivables. A provision for impairment is established when there is objective evidence that the company will not be able to collect all amounts due according to the original terms of receivables. The amount of the provision is the difference between the carrying amount and the recoverable amount. Debts that are known to be uncollectible are written off during the year in which they are identified.

Cash and cash equivalents

Cash and cash equivalents are carried in the balance sheet at cost. For the purposes of the cash flow statement, cash and cash equivalents comprise cash in hand and at bank, short-term highly liquid investments with original maturities of three months or less, net of bank overdrafts.

Financial liabilities

The company's financial liabilities are initially measured at fair value, net of transactions costs and are subsequently measured at amortised cost using the effective interest method. At the balance sheet date the following items were classified as financial liabilities: payables, bank overdraft, short term loans and amounts due to reinsurers, and claims outstanding.

The fair value of the company's financial instruments is discussed in Note 6.

(d) Securities purchased under agreements to resell

Securities purchased under agreement to resell (reverse repurchase agreements) are treated as loan assets and they mature within twelve months. The difference between the purchase and resale price is treated as interest and accrued over the life of the arrangements using the effective yield method.

(e) Reinsurance ceded

The company cedes insurance premiums and risk in the normal course of business in order to limit the potential for losses arising from longer exposures. Reinsurance does not relieve the originating insurer of its liability. Reinsurance assets include the balances due from both insurance and reinsurance companies for paid and unpaid losses, loss adjustment expenses and ceded unearned premiums. Amounts recoverable from reinsurers are estimated in a manner consistent with the claim liability associated with the reinsured policy. Reinsurance is recorded gross in the balance sheet unless the right of offset exists.

(f) Deferred policy acquisition costs

The cost of acquiring and renewing insurance contracts, including commissions, underwriting and policy issue expenses, which vary with and are directly related to the contracts, are deferred over the unexpired period of risk carried. Deferred policy acquisition costs are subject to recoverability testing.

Key Insurance Company Limited

Notes to the Financial Statements

31 December 2017

(expressed in Jamaican dollars unless otherwise indicated)

2. Significant Accounting Policies (Continued)

(g) Investment properties

Investment properties comprises land owned by the company, which is held for long-term capital appreciation and is not used in the provision of services. Investment properties is treated as a long-term investment and is carried at fair value, representing open market value determined annually by external valuers. Changes in fair values are recorded in profit or loss.

(h) Property, plant and equipment

All property, plant and equipment are initially recorded at cost. Freehold land and buildings are subsequently shown at market valuation based on annual valuations by external independent valuers, less subsequent depreciation of buildings. All other property, plant and equipment are carried at cost less accumulated depreciation.

Subsequent costs are included in the asset's carrying amount or are recognised as a separate asset, as appropriate, only when it is probable that future economic benefits associated with the item will flow to the company and the cost of the item can be measured reliably. All other repairs and maintenance are charged to income during the financial period in which they are incurred.

Increases in carrying amounts arising on revaluation are credited to other comprehensive income and shown in fair value reserves in shareholders' equity. Decreases that offset previous increases of the same asset are charged in other comprehensive income and debited against fair value reserves directly in equity; all other decreases are charged to profit or loss.

Depreciation is calculated on the straight-line basis by reference to costs, at rates estimated to write off the relevant assets, net of estimated salvage value, over their estimated useful lives.

Annual depreciation rates are as follows:

| | |
|------------------------|-----|
| Buildings | 2½% |
| Computer equipment | 20% |
| Motor vehicles | 20% |
| Furniture and fixtures | 10% |

Land is not depreciated.

Leasehold improvements are amortised over the period of the lease.

Gains and losses on disposals are determined by comparing proceeds with carrying amount and are included in profit or loss.

Key Insurance Company Limited

Notes to the Financial Statements

31 December 2017

(expressed in Jamaican dollars unless otherwise indicated)

2. Significant Accounting Policies (Continued)

(i) Intangible assets

Acquired computer software licenses are capitalised on the basis of the costs incurred to acquire and bring to use the specific software. These costs are amortised over their useful lives of five years.

Costs associated with maintaining computer software programs are recognised as an expense as incurred. Costs that are directly associated with acquiring identifiable and unique software products which are expected to generate economic benefits exceeding costs beyond one year, are recognised as intangible assets.

(j) Impairment of long-lived assets

Property, plant and equipment and other long-lived assets are reviewed for impairment losses whenever events or changes in circumstances indicate that the carrying amount may not be recoverable. An impairment loss is recognised for the amount by which the carrying amount of the asset exceeds its recoverable amount, which is the higher of an asset's net selling price and value in use.

(k) Leases

Leases of property, plant and equipment where the lessor retains a significant portion of the risks and rewards are classified as operating leases. Payments made under operating leases, net of any incentives received from the lessor are charged to income on a straight-line basis over the period of the lease.

(l) Provisions

Provisions are recognised when the company has a present legal or constructive obligation as a result of past events, if it is probable that an outflow of resources will be required to settle the obligation, and a reliable estimate of the amount can be made. Where the company expects a provision to be reimbursed, for example under an insurance contract, the reimbursement is recognised as a separate asset but only when reimbursement is virtually certain.

(m) Payables

These amounts are recognised at cost.

(n) Insurance reserves

Under the Insurance Regulations, 2001, the company is required to actuarially value its insurance reserves annually. Consequently the unexpired risk provision, claims incurred but not reported and the provision for adverse deviation have all been independently actuarially determined. The actuary also reviews management's estimate of the claims outstanding and the unearned premium reserve.

Key Insurance Company Limited

Notes to the Financial Statements

31 December 2017

(expressed in Jamaican dollars unless otherwise indicated)

2. Significant Accounting Policies (Continued)

(o) Insurance reserves (continued)

Unearned premium reserve

This reserve represents that proportion of premiums written in respect of risks to be borne subsequent to the year end, under contracts entered into on or before the balance sheet date, and is amortised to income on a straight line basis over the life of the insurance contract. The reserve aims to match the expiry of exposure with the earning of premium. The earned portion of premiums received and receivable is recognised as revenue.

Unearned commission

The commission income relating to premium ceded on reinsurance contracts is deferred over the unexpired period of risk carried.

Unexpired risk reserve

A provision is made to cover the estimated value of claims, whether reported or unreported, attributable to the unexpired periods of policies in force at the balance sheet date, in excess of the related unearned premium reserve.

Claims outstanding

A provision is made to cover the estimated cost of settling claims arising out of events, which occurred by the year end less amounts already paid in respect of those claims. The provision is estimated by management on the basis of claims admitted and intimated.

Claims incurred but not reported (IBNR)

The reserve for IBNR claims has been calculated by an independent actuary using the Loss Development Method and Bornhuetter-Ferguson Projection Method.

The Loss Development Method is where the current reported incurred and paid claims are projected to their ultimate values by accident year based on historical incurred and paid development patterns.

The Bornhuetter-Ferguson Projection Method gives some weight to historically based development patterns and the balancing weight to historically based expected ultimate loss ratios.

Liability adequacy test

At the end of each reporting period, liability adequacy tests are performed to ensure the adequacy of the policy liabilities, net of related deferred policy acquisition costs. In performing these tests, current best estimates of future contractual cash flows are compared to the carrying amount of policy liabilities and any deficiency is immediately charged to the profit or loss account.

(p) Income taxes

Taxation for the period comprises current and deferred tax. Tax is recognised in profit or loss in the statement of comprehensive income, except to the extent that it relates to items recognised in other comprehensive income or directly in equity. In those cases the tax is also recognised in other comprehensive income or directly in equity, respectively.

Current tax charges are based on the taxable profits for the year, which differs from the profit before tax reported because it excludes items that are taxable or deductible in other years, and items that are never taxable or deductible. The company's liability for current tax is calculated at rates that have been enacted at the balance sheet date.

Key Insurance Company Limited

Notes to the Financial Statements

31 December 2017

(expressed in Jamaican dollars unless otherwise indicated)

2. Significant Accounting Policies (Continued)

(p) Income taxes (continued)

Deferred tax is the tax that is expected to be paid or recovered on differences between the carrying amounts of assets and liabilities and the corresponding tax bases. Deferred income tax is provided in full, using the liability method, on temporary differences arising between the tax bases of assets and liabilities and their carrying amounts in the financial statements. Currently enacted tax rates are used in the determination of deferred income tax.

Deferred tax assets are recognised to the extent that it is probable that future taxable profit will be available against which the temporary differences can be utilised.

(q) Employee benefits

Pension obligations

The company participates in a defined contribution plan which is funded by payments from employees and the company to a trustee-administered fund.

The defined contribution plan is a pension plan under which the company pays fixed contributions into a separate fund. The company has no legal or constructive obligation to pay further contributions if the fund does not hold sufficient assets to pay all employees the benefits relating to employee service in the current or prior periods. The contributions paid by the company are charged to profit or loss in the period to which they relate.

Vacation

Employee entitlement to annual leave is recognised when it accrues to employees. A provision is made for the estimated liability for annual leave as a result of services rendered by employees up to the balance sheet date.

Termination benefits

Termination benefits are payable when employment is terminated by the company before the normal retirement date, or whenever an employee accepts voluntary redundancy in exchange for these benefits. The company recognises termination benefits when it is demonstrably committed to either terminating the employment of current employees according to a detailed formal plan without possibility of withdrawal or providing termination benefits as a result of an offer made to encourage voluntary redundancy. Benefits falling due more than 12 months after the balance sheet date are discounted to present value.

(r) Revenue recognition

Revenue comprises the fair value of the consideration received or receivable for the provision of services in the ordinary course of the company's activities. Revenue is shown net of General Consumption Tax and is recognised as follows:

Sale of insurance services

Gross premiums written represents amounts invoiced for insurance contracts that have been accepted by the company during the year. They are recognised on a pro-rata basis over the life of the policies written. The company uses reinsurance contracts to manage the risk associated with these insurance policies. Reinsurance ceded represent amounts contracted to reinsurers during the year with respect to reinsurance contracts entered into by the company. Reinsurance premiums ceded are deducted from gross premiums written and are recognized on the same basis as gross written premium.

Commissions receivable on reinsurance of risks is credited to revenue when premiums are earned.

Key Insurance Company Limited

Notes to the Financial Statements

31 December 2017

(expressed in Jamaican dollars unless otherwise indicated)

2. Significant Accounting Policies (Continued)

(r) Revenue recognition (continued)

Interest income

Interest income is recognised in the profit or loss in the statement of comprehensive income for all interest bearing instruments, using the effective yield method.

(s) Taxation recoverable

Taxation recoverable represents tax withheld from interest earned on investments net of income tax liability.

(t) Segment reporting

Operating segments are reported in a manner consistent with the internal reporting provided to the chief operating decision-maker. The chief operating decision-maker, who is responsible for allocating resources and assessing performance of the operating segments, has been identified as the Chief Executive Officer who makes strategic decisions.

3. Critical Accounting Judgements and Key Sources of Estimation Uncertainty

Judgements and estimates are continually evaluated and are based on historical experience and other factors, including expectations of future events that are believed to be reasonable under the circumstances.

(a) Critical judgements in applying the company's accounting policies

In the process of applying the company's accounting policies, management has made no judgements which it believes present a significant risk of material misstatement to the amounts recognised in the financial statements.

(b) Key sources of estimation uncertainty

The company makes estimates and assumptions concerning the future. The resulting accounting estimates will, by definition, seldom equal the related actual results. The estimates and assumptions that have a significant risk of causing a material adjustment to the carrying amounts of assets and liabilities within the next financial year are discussed below.

Estimates of claims liabilities

The determination of the liabilities under insurance contracts represents the liability for future claims payable by the company based on contracts for the insurance business in force at the balance sheet date using several methods, including the Loss Development method and the Bornhuetter-Ferguson Projection method. These liabilities represent the amount of future payments that will, in the opinion of the actuary, be sufficient to pay future claims relating to contracts of insurance in force, as well as meet the other expenses incurred in connection with such contracts. A margin for risk or uncertainty (adverse deviations) in these assumptions is added to the liability. The assumptions are examined each year in order to determine their validity in light of current best estimates or to reflect emerging trends in the company's experience.

Key Insurance Company Limited

Notes to the Financial Statements

31 December 2017

(expressed in Jamaican dollars unless otherwise indicated)

3. Critical Accounting Judgements and Key Sources of Estimation Uncertainty (Continued)

(b) Key sources of estimation uncertainty (continued)

Estimates of claims liabilities (continued)

Claims are analysed separately between those arising from damage to insured property and consequential losses. Claims arising from damage to insured property can be estimated with greater reliability, and the company's estimation processes reflect all the factors that influence the amount and timing of cash flows from these contracts. The shorter settlement period for these claims allows the company to achieve a higher degree of certainty about the estimated cost of claims, and relatively little IBNR is held at year-end. However, the longer time needed to assess the emergence of claims arising from consequential losses makes the estimation process more uncertain for these claims.

4. Insurance and Financial Risk Management

The company's activities expose it to a variety of insurance and financial risks and those activities involve the analysis, evaluation, acceptance and management of some degree of risk or combination of risks. Taking risk is core to the financial business, and the operational risks are an inevitable consequence of being in business. The company's aim is therefore to achieve an appropriate balance between risk and return and minimise potential adverse effects on the company's financial performance.

The company's risk management policies are designed to identify and analyse these risks, to set appropriate risk limits and controls, and to monitor the risks and adherence to limits by means of reliable and up-to-date information systems. The company regularly reviews its risk management policies and systems to reflect changes in markets, products and emerging best practice.

The Board of Directors is ultimately responsible for the establishment and oversight of the company's risk management framework. The Board has established committees and departments, for managing and monitoring risks, as follows:

(i) Finance Department

This department is responsible for managing the company's assets and liabilities and the overall financial structure. It is also primarily responsible for managing the funding and liquidity risks of the company.

(ii) Audit Committee

The Audit Committee oversees how the company's management monitors compliance with risk management policies and procedures and reviews the adequacy of the risk management framework in relation to the risks faced by the company. The Audit Committee is assisted in its oversight role by Internal Audit. Internal Audit undertakes both regular and ad hoc reviews of risk management controls and procedures at the company, the result of which are reported to the Audit Committee.

Key Insurance Company Limited

Notes to the Financial Statements

31 December 2017

(expressed in Jamaican dollars unless otherwise indicated)

4. Insurance and Financial Risk Management (Continued)

The most significant types of risk faced by the company are insurance risk, credit risk, liquidity risk, market risk and other operational risk. Market risk includes currency risk, interest rate and other price risk.

There has been no significant change to the company's exposure to insurance and financial risks, or the manner in which it manages and measures these risks.

The company issues contracts that transfer insurance risk. This section summarises the risk and the way the company manages the risk.

(a) Insurance risk

The risk under any one insurance contract is the possibility that the insured event occurs and the uncertainty of the amount of the resulting claim. By the very nature of an insurance contract, this risk is random and therefore unpredictable.

For a portfolio of insurance contracts where the theory of probability is applied to pricing and provisioning, the principal risk that the company faces under its insurance contracts is that the actual claims payments exceed the carrying amount of the insurance liabilities. This could occur because the frequency or severity of the claims and benefits are greater than estimated. Insurance events are random and the actual number and amount of claims and benefits will vary from year to year from the level established using statistical techniques.

Experience shows that the larger the portfolio of similar contracts, the smaller the relative variability about the expected outcome will be. In addition, a more diversified portfolio is less likely to be affected across the board by a change in any subset of the portfolio. The company has developed its insurance underwriting strategy to diversify the type of insurance risks accepted and within each of these categories to achieve a sufficiently large population of risks to reduce the variability of the expected outcome.

Factors that increase insurance risk include lack of risk diversification in terms of type and amount of risk and geographical location.

Management maintains an appropriate balance between commercial and personal policies and type of policies based on guidelines set by the Board of Directors. Insurance risk arising from the issuance of insurance contracts by the company is, however, concentrated within Jamaica.

The company has the right to re-price the risk on renewal. It also has the ability to impose deductibles and reject fraudulent claims. Where applicable, contracts are underwritten by reference to the commercial replacement value of the properties or other assets and contents insured. Claims payment limits are always included to cap the amount payable on occurrence of the insured event. Cost of rebuilding properties, of replacement or indemnity for other assets and contents and time taken to restart operations for business interruption are the key factors that influence the level of claims under these policies.

Key Insurance Company Limited

Notes to the Financial Statements

31 December 2017

(expressed in Jamaican dollars unless otherwise indicated)

4. Insurance and Financial Risk Management (Continued)

(a) Insurance risk (continued)

Claims on insurance contracts are payable on a claims-occurrence basis. The company is liable for all insured events that occurred during the term of the contract, even if the loss is discovered after the end of the contract term. As a result, liability claims are settled over a long period of time and a portion of the claims provision relates to IBNR claims. There are several variables that affect the amount and timing of cash flows from these contracts. These mainly relate to the inherent risks of the business activities carried out by individual contract holders and the risk management procedures they adopted. The compensation paid on these contracts is the monetary awards granted for bodily injury suffered by employees (for employer's liability covers) or members of the public (for public liability covers). Such awards are lump-sum payments that are calculated as the present value of the lost earnings and rehabilitation expenses that the injured party will incur as a result of the accident.

The estimated cost of claims includes direct expenses to be incurred in settling claims, net of the expected subrogation value and other recoveries. The company takes all reasonable steps to ensure that it has appropriate information regarding its claims exposures. However, given the uncertainty in establishing claims provisions, it is likely that the final outcome will prove to be different from the original liability established. The liability for these contracts comprises a provision for IBNR, a provision for reported claims not yet paid and a provision for unexpired risks at the balance sheet date.

In calculating the estimated cost of unpaid claims (both reported and not), the company uses estimation techniques that are a combination of loss-ratio based estimates (where the loss ratio is defined as the ratio between the ultimate cost of insurance claims and insurance premiums earned in a particular financial year in relation to such claims) and an estimate based upon actual claims experience using predetermined formulae where greater weight is given to actual claims experience as time passes.

The initial loss-ratio estimate is an important assumption in the estimation technique and is based on previous years' experience, adjusted for factors such as premium rate changes, anticipated market experience and historical claims inflation. The initial estimate of the loss ratios used for the current year (before reinsurance) is analysed by type of risk for current and prior year premiums earned.

The estimation of IBNR is generally subject to a greater degree of uncertainty than the estimation of the cost of settling claims already notified to the company, where information about the claim event is available. IBNR claims may not be apparent to the insured until many years after the event that gave rise to the claims. For casualty contracts, the IBNR proportion of the total liability is high and will typically display greater variations between initial estimates and final outcomes because of the greater degree of difficulty of estimating these liabilities.

In estimating the liability for the cost of reported claims not yet paid, the company considers any information available from loss adjusters and information on the cost of settling claims with similar characteristics in previous periods. Large claims are assessed on a case-by-case basis or projected separately in order to allow for the possible distortive effect of their development and incidence on the rest of the portfolio.

Key Insurance Company Limited

Notes to the Financial Statements

31 December 2017

(expressed in Jamaican dollars unless otherwise indicated)

4. Insurance and Financial Risk Management (Continued)

(a) Insurance risk (continued)

Management sets policy and retention limits. The policy limit and maximum net retention of any one risk for each class of insurance for the year are as follows:

| | 2017 | | 2016 | |
|-----------------------------|----------------------|-------------------------------|----------------------|-------------------------------|
| | Policy Limit '000 | Maximum Net Retention '000 | Policy Limit '000 | Maximum Net Retention '000 |
| Commercial property – | | | | |
| Fire and consequential loss | US\$ 6,000 | US\$ 200 | US\$ 6,000 | US\$ 200 |
| Boiler and machinery | US\$ 1,125 | US\$ 281 | US\$ 1,125 | US\$ 281 |
| Miscellaneous accident | US\$ 160 | US\$ 64 | US\$ 160 | US\$ 64 |
| Bankers blanket | US\$ 300 | US\$ 120 | US\$ 300 | US\$ 120 |
| Contractor's All Risk | US\$ 1,500 | US\$ 375 | US\$ 1,500 | US\$ 375 |
| Liability | US\$ 2,500 | US\$ 750 | US\$ 2,500 | US\$ 750 |
| Travel | US\$ 150 | US\$ 15 | US\$ 150 | US\$ 15 |
| Other | US\$ 50 | US\$ 20 | US\$ 50 | US\$ 20 |
| Motor | J\$ 20,000 | J\$ 10,000 | J\$ 20,000 | J\$ 10,000 |
| Pecuniary loss - | | | | |
| Fidelity | US\$ 480 | US\$ 192 | US\$ 480 | US\$ 192 |
| Personal accident | US\$ 10,000 | US\$ 500 | US\$ 10,000 | US\$ 500 |

Sensitivity Analysis of Actuarial Liabilities

The determination of actuarial liabilities is sensitive to a number of assumptions, and changes in those assumptions could have a significant effect on the valuation results. A summary of the actuarial assumptions is disclosed in Note 24.

Development Claim Liabilities

In addition to sensitivity analysis, the development of insurance liabilities provides a measure of the company's ability to estimate the ultimate value of claims. The table below illustrates how the company's estimate of total claims outstanding for each year has changed at successive year-ends. Updated unpaid claims and adjustment expenses (UCAE) and IBNR estimates in each successive year, as well as amounts paid to date are used to derive the revised amounts for the ultimate claims liability for each accident year, used in the development calculations. These amounts are shown net of reinsurance recovery.

Amounts shown in the table as excess or deficiency represent the percentage difference between the estimate of the claims liability (amounts paid to date plus amounts currently in reserve) at the end of each accident year, when compared to amounts initially reserved at the end of the accident year when the claim first arose. For each accident year, ratios are calculated on losses occurring during the year, and in all years prior to that accident year.

Key Insurance Company Limited

Notes to the Financial Statements

31 December 2017

(expressed in Jamaican dollars unless otherwise indicated)

4. Insurance and Financial Risk Management (Continued)

(a) Insurance risk (continued)

Development Claim Liabilities (continued)

| | 2013 | 2013 and prior | 2014 | 2014 and prior | 2015 | 2015 and prior | 2016 | 2016 and prior | 2017 | 2017 and prior |
|-------------------------------|----------|----------------------|----------|----------------------|----------|----------------------|----------|----------------------|---------|----------------------|
| 2013 | | | | | | | | | | |
| Paid during year | 37,146 | 172,024 | | | | | | | | |
| UCAE, end of year | 95,875 | 374,959 | | | | | | | | |
| IBNR, end of year | 79,325 | 115,428 | | | | | | | | |
| Ratio: excess (deficiency) | | | | | | | | | | |
| 2014 | | | | | | | | | | |
| Paid during year | 63,771 | 145,083 | 22,236 | 167,319 | | | | | | |
| UCAE, end of year | 67,466 | 253,476 | 82,417 | 335,893 | | | | | | |
| IBNR, end of year | 19,280 | 40,928 | 75,818 | 116,678 | | | | | | |
| Ratio: excess (deficiency) | | 18.72% | | | | | | | | |
| 2015 | | | | | | | | | | |
| Paid during year | 9,743 | 68,548 | 56,089 | 124,637 | 63,102 | 187,739 | | | | |
| UCAE, end of year | 57,657 | 167,441 | 54,862 | 222,303 | 115,220 | 337,523 | | | | |
| IBNR, end of year | 9,125 | 19,611 | 19,518 | 39,129 | 121,071 | 160,200 | | | | |
| Ratio: excess (deficiency) | 19.92% | 18.29% | (17.55%) | 14.69% | | | | | | |
| 2016 | | | | | | | | | | |
| Paid during year | 16,164 | 42,571 | 20,644 | 63,215 | 89,993 | 153,208 | 106,631 | 259,839 | | |
| UCAE, end of year | 22,814 | 74,255 | 23,533 | 97,788 | 65,572 | 163,360 | 118,929* | 282,289 | | |
| IBNR, end of year | 10,939 | 115,428 | 1,318 | 116,746 | 43,454 | 160,200 | 6,454 | 166,654 | | |
| Ratio: excess (deficiency) | -29.30% | 7.65% | -54.75% | 3.37% | -25.43% | 4.21% | | | | |
| 2017 | | | | | | | | | | |
| Paid during year | 3,598 | 18,562 | 2,648 | 21,210 | 33,281 | 54,471 | 156,941 | 211,412 | 159,207 | 370,619 |
| UCAE, end of year | 12,184 | 38,295 | 6,183 | 44,478 | 21,407 | 65,885 | 79,114 | 144,999 | 155,770 | 300,768 |
| IBNR, end of year | 13,332 | 113,324 | 1,667 | 114,991 | 44,997 | 159,987 | 6,666 | 166,654 | 16,942 | 183,596 |
| Ratio: excess (deficiency) | (25.44%) | 11.62% | 37.61% | 10.85% | (19.53%) | 12.89% | (93.58%) | (16.51%) | | |

Key Insurance Company Limited

Notes to the Financial Statements

31 December 2017

(expressed in Jamaican dollars unless otherwise indicated)

4. Insurance and Financial Risk Management (Continued)

(a) Insurance risk (continued)

Risk exposure and concentrations of risk:

The following table shows the company's exposure to general insurance risk (based on the carrying value of insurance provisions at the reporting date) per major category of business. The company has its largest risk concentration in the motor line.

| | 2017 | | | | |
|---|-----------|----------|---------|--------|---------|
| | Liability | Property | Motor | Other | Total |
| | \$'000 | \$'000 | \$'000 | \$'000 | \$'000 |
| Gross Claims liability (not including IBNR) | 29,874 | 48,960 | 289,373 | 2,666 | 370,873 |
| Net Claims liability (not including IBNR) | 8,908 | 3,302 | 288,343 | 215 | 300,768 |
| Gross IBNR, PFAD & ULAE | 7,067 | 1,084 | 172,455 | 1,364 | 181,970 |
| Net IBNR, PFAD & ULAE | 7,131 | 1,094 | 173,995 | 1,376 | 183,596 |
| Net Unexpired Risk Reserve | 1,280 | 11,857 | 29,464 | 1,902 | 44,503 |

| | 2016 | | | | |
|---|-----------|----------|---------|--------|---------|
| | Liability | Property | Motor | Other | Total |
| | \$'000 | \$'000 | \$'000 | \$'000 | \$'000 |
| Gross Claims liability (not including IBNR) | 43,149 | 299,343 | 290,240 | 14,296 | 647,028 |
| Net of reinsurance | 12,877 | 2,738 | 288,665 | 4,562 | 308,842 |
| Gross IBNR, PFAD & ULAE | 6,778 | 1,040 | 165,391 | 1,308 | 174,517 |
| Net IBNR, PFAD & ULAE | 6,473 | 993 | 157,939 | 1,249 | 166,654 |
| Net Unexpired Risk Reserve | 1,513 | 14,020 | 34,839 | 2,249 | 52,621 |

Key Insurance Company Limited

Notes to the Financial Statements

31 December 2017

(expressed in Jamaican dollars unless otherwise indicated)

4. Insurance and Financial Risk Management (Continued)

(b) Reinsurance risk

To limit its exposure of potential loss on an insurance policy, the company may cede certain levels of risk to a reinsurer. The company selects reinsurers which have established capability to meet their contractual obligations and which generally have high credit ratings. The credit ratings of reinsurers are monitored.

Risk transfer may be done via a treaty or facultative. Both reinsurance treaties and facultative arrangements are done in order limit the financial exposure that may arise from claims and also to stabilize the company's loss ratios.

For risks written in the property department, the company uses both proportional and non-proportional treaties otherwise called excess of loss. The proportional treaties used are referred to as 'quota share' and 'first surplus'. For these types of treaties, a fixed percentage of the sum insured and premium is ceded to the treaty reinsurer who will in the event of a claim pay the same share of the claim.

The company purchases catastrophe excess of loss reinsurance to protect the portion of risks it retains to its net account from the accumulation and severity of losses that can occur after a catastrophe e.g. an earthquake or hurricane.

The company also buys motor excess of loss to protect against the frequency of losses. The treaty participates on each and every motor claim which exceeds the deductible up to the treaty limit. Facultative reinsurance is used by insurance company on a risk by risk basis. The most common reason for facultative reinsurance is to reduce the exposure one has on a particular risk. Facultative reinsurance can be done locally or overseas. The insurance company, which obtains the initial contract, will seek another insurance company to accept a set percentage of the sum insured for which the company accepting the business is a paid premium. If there is a claim, the facultative reinsurer will then pay its portion of the claim to the company from which the business was obtained.

Retention limits represent the level of risk retained by the company. Coverage in excess of these limits is ceded to reinsurers up to the treaty limit. The retention programs used by the company are summarised below:

- (i) The maximum exposure on insurance policies for all facultative reinsurance arrangements for the company is \$35 million (2016 - \$29 million) per any one loss.

Key Insurance Company Limited

Notes to the Financial Statements

31 December 2017

(expressed in Jamaican dollars unless otherwise indicated)

4. Insurance and Financial Risk Management (Continued)

(b) Reinsurance risk

- (ii) The company insures with several reinsurers. Of significance are Munich Re, Odyssey Re, Korean Re, GIC Re, China Re, Sirius International (UK) Scor Re and QBE Re who take up 5% to 100% of their treaty arrangements. All other reinsurers carry lines under 5%. These include National Assurance, New Indian Assurance and United India Assurance. The financial analysis of reinsurers, which is conducted at the board level, produces an assessment categorised by a Standard & Poors (S&P) rating (or equivalent when not available from S&P). They are as follows –

| | Ratings |
|---------------------------|---------|
| Munich Re | A + |
| Hanover Re | AA- |
| Everest Re | A+ |
| Odyssey Re | A- |
| Korean Re | A |
| GIC Re | A - |
| Sirius International (UK) | A- |
| Scor Re | AA- |
| QBE Re | A+ |

Reinsurance recoveries recognised during the period are as follows:

| | 2017 | 2016 |
|-------------|-----------------|----------------|
| | \$'000 | \$'000 |
| Property | 1,311 | 747,521 |
| Motor | (44,860) | 26,238 |
| Engineering | (2,512) | 19,920 |
| Accident | (3,492) | 2,399 |
| Liability | (2,036) | 7,318 |
| | <u>(51,589)</u> | <u>803,396</u> |

Key Insurance Company Limited

Notes to the Financial Statements

31 December 2017

(expressed in Jamaican dollars unless otherwise indicated)

4. Insurance and Financial Risk Management (Continued)

(c) Financial risk

The company is exposed to financial risk through its financial assets and liabilities, including its reinsurance assets and insurance liabilities. In particular the key financial risk is that the proceeds from its financial assets may not be sufficient to fund the obligations arising from its insurance contracts. The most important components of this financial risk are interest rate risk, market risk, cash flow risk, currency risk and credit risk.

(i) Credit risk

The company takes on exposure to credit risk, which is the risk that its customers, clients or counterparties will cause a financial loss for the company by failing to discharge their contractual obligations. Credit risk is one of the most important risks for the company's business; management therefore carefully manages its exposure to credit risk. Credit exposures arise principally from the amounts due from reinsurers, amounts due from insurance contract holders and insurance brokers and investment activities.

The company structures the levels of credit risk it undertakes by placing limits on the amount of risk accepted in relation to a single counterparty or groups of related counterparties.

Credit review process

Management of the company regularly assesses the ability of customers, brokers and other counterparties to meet repayment obligations.

(i) Reinsurance

Reinsurance is used to manage insurance risk. This does not, however, discharge the company's liability as primary insurer. If a reinsurer fails to pay a claim for any reason, the company remains liable for the payment to the policyholder. The creditworthiness of reinsurers is considered on an annual basis by reviewing their financial strength prior to finalisation of any contract.

Management assesses the creditworthiness of the approved reinsurers and intermediaries by reviewing credit grades provided by rating agencies and other publicly available financial information.

(ii) Premium and other receivables

Management utilises periodic reports to assist in monitoring any premiums that are overdue. Where necessary, cancellation of policies is effected for amounts deemed uncollectible.

(iii) Investments, bank and deposit balances

The company limits its exposure to credit risk by investing mainly in liquid securities, with counterparties that have high credit quality, and Government of Jamaica securities. Accordingly, management does not expect any counterparty to fail to meet its obligations.

Key Insurance Company Limited

Notes to the Financial Statements

31 December 2017

(expressed in Jamaican dollars unless otherwise indicated)

4. Insurance and Financial Risk Management (Continued)

(c) Financial risk (continued)

(i) Credit risk (continued)

Aged analysis of premium receivables past due but not impaired

Premium receivables that are less than two months past due are not considered impaired. The following premium receivables were past due but not impaired and relate to a number of customers for whom there is no recent history of default. The aged analysis of these receivables is as follows:

| | 2017 \$'000 | 2016 \$'000 |
|--------------------|----------------|----------------|
| 61 to 120 days | 63,869 | 28,197 |
| 120 to 150 days | 14,648 | 9,398 |
| More than 150 days | 48,874 | 33,347 |
| | <u>127,391</u> | <u>70,942</u> |

Premium receivables

The credit exposure for premium receivables is \$226,762,000 (2016 - \$139,284,000).

Movement in allowance for doubtful debts

| | 2017 \$'000 | 2016 \$'000 |
|-------------------------------------|----------------|----------------|
| Balance at beginning of year | 23,672 | 21,821 |
| Provision for the year | - | 16,701 |
| Amounts written off during the year | (6,016) | (14,850) |
| Recoveries, net | (5,177) | - |
| Balance at end of year | <u>12,479</u> | <u>23,672</u> |

Debt securities

The following table summarises the credit exposure for debt securities at their carrying amounts, as categorised by issuer:

| | 2017 \$'000 | 2016 \$'000 |
|-----------------------|----------------|----------------|
| Government of Jamaica | 121,412 | 429,239 |
| Corporate | 434,970 | 6,692 |
| | <u>556,382</u> | <u>435,931</u> |

The maximum credit exposure arising from the company's other financial assets equals their carrying amounts on the balance sheet.

Key Insurance Company Limited

Notes to the Financial Statements

31 December 2017

(expressed in Jamaican dollars unless otherwise indicated)

4. Insurance and Financial Risk Management (Continued)

(c) Financial risk (continued)

(ii) Liquidity risk

Liquidity risk is the risk that the company may be unable to meet its payment obligations associated with its financial liabilities when they fall due and to replace funds when they are withdrawn. The consequence may be the failure to meet obligations to fulfill claims and other liabilities incurred.

Liquidity risk management process

The company's liquidity management process, as carried out within the company and monitored by the Finance Department, includes:

- (i) Monitoring future cash flows and liquidity on an on-going basis;
- (ii) Maintaining a portfolio of highly marketable and diverse assets that can easily be liquidated as protection against any unforeseen interruption to cash flow;
- (iii) Optimising cash returns on investment;
- (iv) Monitoring balance sheet liquidity ratios against internal and regulatory requirements; and
- (v) Managing the concentration and profile of debt maturities.

Monitoring and reporting take the form of cash flow measurement and projections monthly. The starting point for those projections is an analysis of the contractual maturity of the financial liabilities and the expected collection date of the financial assets.

The matching and controlled mismatching of the maturities and interest rates of assets and liabilities is fundamental to the management of the company. It is unusual for companies ever to be completely matched since business transacted is often of uncertain term and of different types. An unmatched position potentially enhances profitability, but can also increase the risk of loss.

The maturities of assets and liabilities and the ability to replace, at an acceptable cost, interest-bearing liabilities as they mature, are important factors in assessing the liquidity of the company and its exposure to changes in interest rates and exchange rates.

Key Insurance Company Limited

Notes to the Financial Statements

31 December 2017

(expressed in Jamaican dollars unless otherwise indicated)

4. Insurance and Financial Risk Management (Continued)

(c) Financial risk (continued)

(ii) Liquidity risk (continued)

Financial assets and liabilities cash flows

The table below presents the undiscounted cash flows of the company's financial assets and liabilities at the balance sheet date, based on contractual repayment obligations.

| | 2017 | | | | | Total \$'000 |
|---|-----------------------------|----------------------------|-----------------------------|---------------------------|---------------------------|------------------|
| | Within 1 Month \$'000 | 1 to 3 Months \$'000 | 3 to 12 Months \$'000 | 1 to 5 Years \$'000 | Over 5 Years \$'000 | |
| Financial Assets | | | | | | |
| Cash and deposits | 88,609 | 314,448 | - | - | - | 403,057 |
| Investment securities | 6,084 | - | 107,737 | 240,257 | 360,461 | 714,539 |
| Due from policyholders, brokers and agents | 226,762 | - | - | - | - | 226,762 |
| Due from reinsurers | 70,105 | - | - | - | - | 70,105 |
| Due from reinsurer (IBNR, PFAD & ULAE) | (1,626) | - | - | - | - | (1,626) |
| Other receivables | 11,852 | - | - | - | - | 11,852 |
| | 401,786 | 314,448 | 107,737 | 240,257 | 360,461 | 1,424,689 |
| Financial Liabilities | | | | | | |
| Other payables | 33,868 | - | - | - | - | 33,868 |
| Due to reinsurers | 80,615 | - | - | - | - | 80,615 |
| Claims outstanding | 370,873 | - | - | - | - | 370,873 |
| IBNR, PFAD & UCAE | 181,970 | - | - | - | - | 181,970 |
| Unexpired risk reserve | 44,503 | - | - | - | - | 44,503 |
| | 711,829 | - | - | - | - | 711,829 |
| Liquidity gap | (310,043) | 314,448 | 107,737 | 240,257 | 360,461 | 712,860 |

Key Insurance Company Limited

Notes to the Financial Statements

31 December 2017

(expressed in Jamaican dollars unless otherwise indicated)

4. Insurance and Financial Risk Management (Continued)

(c) Financial risk (continued)

(ii) Liquidity risk (continued)

Financial assets and liabilities cash flows (continued)

| | 2016 | | | | | Total \$'000 |
|---|-----------------------------|----------------------------|-----------------------------|---------------------------|---------------------------|------------------|
| | Within 1 Month \$'000 | 1 to 3 Months \$'000 | 3 to 12 Months \$'000 | 1 to 5 Years \$'000 | Over 5 Years \$'000 | |
| Financial Assets | | | | | | |
| Cash and deposits | 60,938 | 390,327 | - | - | - | 451,265 |
| Investment securities | 3,180 | 4,324 | 290,924 | 47,576 | 188,095 | 534,099 |
| Due from policyholders, brokers and agents | 139,284 | - | - | - | - | 139,284 |
| Due from reinsurers | 364,739 | - | - | - | - | 364,739* |
| Due from reinsurer (IBNR, PFAD & ULAE) | 7,863 | - | - | - | - | 7,863 |
| Other receivables | 280 | - | - | - | - | 280 |
| | <u>576,284</u> | <u>394,651</u> | <u>290,924</u> | <u>47,576</u> | <u>188,095</u> | <u>1,497,530</u> |
| Financial Liabilities | | | | | | |
| Bank overdraft | 1,663 | - | - | - | - | 1,663 |
| Other payables | 25,795 | - | - | - | - | 25,795 |
| Due to reinsurers | 39,494 | - | - | - | - | 39,494 |
| Claims outstanding | 647,028 | - | - | - | - | 647,028 |
| IBNR, PFAD & UCAE | 174,517 | - | - | - | - | 174,517 |
| Unexpired risk reserve | 52,621 | - | - | - | - | 52,621 |
| | <u>941,118</u> | <u>-</u> | <u>-</u> | <u>-</u> | <u>-</u> | <u>941,118</u> |
| Liquidity gap | <u>(364,834)</u> | <u>391,387</u> | <u>290,924</u> | <u>47,576</u> | <u>188,095</u> | <u>556,412</u> |

Assets available to meet all of the liabilities and to cover financial liabilities include cash and short term deposits, and investment securities. The company is also able to meet unexpected net cash outflows by accessing additional funding sources from other financial institutions. Equities are not included.

*Restated for reinsurance recovery of excess of losses (see Note 32).

Key Insurance Company Limited

Notes to the Financial Statements

31 December 2017

(expressed in Jamaican dollars unless otherwise indicated)

4. Insurance and Financial Risk Management (Continued)

(c) Financial risk (continued)

(iii) Market risk

The company takes on exposure to market risks, which is the risk that the fair value or future cash flows of a financial instrument will fluctuate because of changes in market prices. Market risks mainly arise from changes in foreign currency exchange rates and interest rates. Market risk is monitored by the Finance Department which monitors the price movement of financial assets on the local market.

Currency risk

Currency risk is the risk that the fair value or future cash flows of a financial instrument will fluctuate because of changes in foreign exchange rates.

The company manages its foreign exchange risk by ensuring that the net exposure in foreign assets and liabilities is kept to an acceptable level by monitoring currency positions. The company further manages this risk by maximizing foreign currency earnings from its investments and holding foreign currency balances.

The company also has transactional currency exposure. Such exposure arises from having financial assets in currencies other than those in which financial liabilities are expected to settle. The company ensures that its net exposure is kept to an acceptable level by buying or selling foreign assets to address short term imbalances.

Key Insurance Company Limited

Notes to the Financial Statements

31 December 2017

(expressed in Jamaican dollars unless otherwise indicated)

4. Insurance and Financial Risk Management (Continued)

(c) Financial risk (continued)

(iii) Market risk (continued)

Concentrations of currency risk

The table below summarises the exposure to foreign currency exchange rate risk at 31 December.

| | 2017 | | |
|---|-----------------------|-----------------|------------------|
| | Jamaican\$ J\$'000 | US\$ J\$'000 | Total J\$'000 |
| Financial Assets | | | |
| Cash and deposits | 205,770 | 197,287 | 403,057 |
| Investment securities | 567,380 | 145,837 | 713,217 |
| Due from policyholders, brokers and agents | 195,118 | 31,644 | 226,762 |
| Due from reinsurers | 25,112 | 44,993 | 70,105 |
| Due from reinsurer - IBNR PFAD & ULAE | (1,626) | - | (1,626) |
| Other receivables | 11,852 | - | 11,852 |
| Total financial assets | 1,003,606 | 419,761 | 1,423,367 |
| Financial Liabilities | | | |
| Other payables | 33,868 | - | 33,868 |
| Due to reinsurers | 48,106 | 32,509 | 80,615 |
| Claims outstanding | 284,718 | 86,155 | 370,873 |
| IBNR, PFAD & ULAE | 181,970 | - | 181,970 |
| Unexpired risk reserve | 44,503 | - | 44,503 |
| Total financial liabilities | 593,165 | 118,664 | 711,829 |
| Net financial position | 410,441 | 301,097 | 711,538 |

Key Insurance Company Limited

Notes to the Financial Statements

31 December 2017

(expressed in Jamaican dollars unless otherwise indicated)

4. Insurance and Financial Risk Management (Continued)

(c) Financial risk (continued)

(iii) Market risk (continued)

| | 2016 | | |
|---|-----------------------|-----------------|------------------|
| | Jamaican\$ J\$'000 | US\$ J\$'000 | Total J\$'000 |
| Financial Assets | | | |
| Cash and deposits | 174,150 | 277,115 | 451,265 |
| Investment securities | 272,000 | 235,479 | 507,479 |
| Due from policyholders, brokers and agents | 121,922 | 17,362 | 139,284 |
| Due from reinsurers | 37,576 | 327,163 | 364,739* |
| Due from reinsurer - IBNR PFAD & ULAE | 7,863 | - | 7,863 |
| Other receivables | 280 | - | 280 |
| Total financial assets | 613,791 | 857,119 | 1,470,910 |
| Financial Liabilities | | | |
| Bank overdraft | 1,663 | - | 1,663 |
| Other payables | 25,795 | - | 25,795 |
| Due to reinsurers | 38,473 | 1,021 | 39,494 |
| Claims outstanding | 342,665 | 304,363 | 647,028 |
| IBNR, PFAD & ULAE | 174,517 | - | 174,517 |
| Unexpired risk reserve | 52,621 | - | 52,621 |
| Total financial liabilities | 635,734 | 305,384 | 941,118 |
| Net financial position | (21,943) | 551,735 | 529,792 |

* - Restated for reinsurance recovery of excess of losses see (Note 32).

Key Insurance Company Limited

Notes to the Financial Statements

31 December 2017

(expressed in Jamaican dollars unless otherwise indicated)

4. Insurance and Financial Risk Management (Continued)

(c) Financial risk (continued)

(iii) Market risk (continued)

Foreign currency sensitivity

The following table indicates the currency to which the company had significant exposure on its monetary assets and liabilities and its forecast cash flows. The change in currency rate below represents management's assessment of the possible change in foreign exchange rates. The sensitivity analysis represents outstanding foreign currency denominated monetary items and adjusts their translation at the year-end for a revaluation of 2% and devaluation of 4% (2016 revaluation of 1% and a devaluation of 6%) in foreign currency rates. The sensitivity analysis includes cash and short term investments, investment securities and amounts due from policyholders, brokers and agents, and US-dollar denominated liabilities.

| | Change in Currency Rate % | Effect on Profit before Taxation \$'000 | Change in Currency Rate % | Effect on Profit before Taxation \$'000 |
|-----------------------------|------------------------------------|---|------------------------------------|---|
| | 2017 | | 2016 | |
| United States Dollar | | | | |
| Revaluation of JMD | (2%) | (6,022) | (1%) | (5,517) |
| Devaluation of JMD | 4% | 12,044 | 6% | 33,104 |

Interest rate risk

Interest rate risk is the risk that the value or future cash flows of a financial instrument will fluctuate because of changes in market interest rates. Floating rate instruments expose the company to cash flow interest risk, whereas fixed interest rate instruments expose the company to fair value interest risk. The company's interest rate risk policy requires it to manage interest rate risk by maintaining an appropriate mix of fixed and variable rate instruments. The policy also requires it to manage the maturities of interest bearing financial assets and interest bearing financial liabilities. Management sets limits on the level of mismatch of interest rate repricing that may be undertaken, which is monitored by the Finance Department.

Key Insurance Company Limited

Notes to the Financial Statements

31 December 2017

(expressed in Jamaican dollars unless otherwise indicated)

4. Insurance and Financial Risk Management (Continued)

(c) Financial risk (continued)

(iii) Market risk (continued)

Interest rate risk (continued)

The following tables summarise the company's exposure to interest rate risk at balance sheet date. It includes financial instruments at carrying amounts, categorised by the earlier of contractual repricing or maturity dates.

| | 2017 | | | | | | Total \$'000 |
|---|-----------------------------|----------------------------|-----------------------------|---------------------------|-----------------|---------------------------------------|------------------|
| | Within 1 Month \$'000 | 1 to 3 Months \$'000 | 3 to 12 Months \$'000 | 1 to 5 years \$'000 | Over 5 years | Non- Interest Bearing \$'000 | |
| Cash and deposits | 69,262 | 314,448 | - | - | - | 19,347 | 403,057 |
| Investment securities | 6,017 | - | 100,000 | 208,770 | 233,647 | 164,783 | 713,217 |
| Due from policyholders, brokers and agents | - | - | - | - | - | 226,762 | 226,762 |
| Due from reinsurers | - | - | - | - | - | 70,105 | 70,105 |
| Due from reinsurers – IBNR | - | - | - | - | - | - | - |
| PFAD & ULAE | - | - | - | - | - | (1,626) | (1,626) |
| Other receivables | - | - | - | - | - | 11,852 | 11,852 |
| | 75,279 | 314,448 | 100,000 | 208,770 | 233,647 | 491,225 | 1,423,367 |
| Financial Liabilities | | | | | | | |
| Other payables | - | - | - | - | - | 33,868 | 33,868 |
| Due to reinsurers | - | - | - | - | - | 80,615 | 80,615 |
| Claims outstanding | - | - | - | - | - | 370,873 | 370,873 |
| IBNR, PFAD & ULAE | - | - | - | - | - | 181,970 | 181,970 |
| Unexpired risk reserve | - | - | - | - | - | 44,503 | 44,503 |
| Total financial liabilities | - | - | - | - | - | 711,829 | 711,829 |
| Total interest repricing gap | 75,279 | 314,448 | 100,000 | 208,770 | 233,647 | (220,606) | 711,538 |

Key Insurance Company Limited

Notes to the Financial Statements

31 December 2017

(expressed in Jamaican dollars unless otherwise indicated)

4. Insurance and Financial Risk Management (Continued)

(c) Financial risk (continued)

(iii) Market risk (continued)

Interest rate sensitivity

Interest rate sensitivity measures the sensitivity of the financial assets and liabilities of the company to a reasonable possible change in interest rates, with all other variables held constant, on the income in statement of comprehensive income and in other comprehensive income.

| | 2016 | | | | | | Total \$'000 |
|---|-----------------------------|----------------------------|-------------------|---------------------------|-----------------|---------------------------------------|------------------|
| | Within 1 Month \$'000 | 1 to 3 Months \$'000 | 3 to 12 \$'000 | 1 to 5 years \$'000 | Over 5 years | Non- Interest Bearing \$'000 | |
| Cash and deposit | 157,214 | 293,355 | - | - | - | 696 | 451,265 |
| Investment securities | - | - | 272,627 | 9,101 | 146,819 | 78,932 | 507,479 |
| Due from policyholders, brokers and agents | - | - | - | - | - | 139,284 | 139,284 |
| Due from reinsurers | - | - | - | - | - | 364,739 | 364,739* |
| Due from reinsurers – IBNR PFAD & ULAE | - | - | - | - | - | 7,863 | 7,863 |
| Other receivables | - | - | - | - | - | 280 | 280 |
| | 157,214 | 293,355 | 272,627 | 9,101 | 146,819 | 591,794 | 1,470,910 |
| Financial Liabilities | | | | | | | |
| Other payables | - | - | - | - | - | 25,795 | 25,795 |
| Bank overdraft | - | - | - | - | - | 1,663 | 1,663 |
| Due to reinsurers | - | - | - | - | - | 39,494 | 39,494 |
| Claims outstanding | - | - | - | - | - | 647,028 | 647,028 |
| IBNR, PFAD & ULAE | - | - | - | - | - | 174,517 | 174,517 |
| Unexpired risk reserve | - | - | - | - | - | 52,621 | 52,621 |
| Total financial liabilities | - | - | - | - | - | 941,118 | 941,118 |
| Total interest repricing gap | 157,214 | 293,355 | 272,627 | 9,101 | 146,819 | (349,324) | 529,792 |

* - Restated for reinsurance recovery of excess of losses see (Note 32).

Key Insurance Company Limited

Notes to the Financial Statements

31 December 2017

(expressed in Jamaican dollars unless otherwise indicated)

4. Insurance and Financial Risk Management (Continued)

(c) Financial risk (continued)

(iii) Market risk (continued)

Interest rate sensitivity/Fair value price risk

The company is exposed to equity and bond fair value price risk because of investments held by the company classified as available-for-sale. To manage its price risk arising from investments in equity securities, the company diversifies its portfolio. Diversification of the portfolio is done in accordance with the limits set by the company.

The company's investments in quoted equity securities are publicly traded on the Jamaica Stock Exchange.

The following table indicates the sensitivity to a reasonably possible change in prices of equity and bond securities, with all other variables held constant on other comprehensive income.

There is no impact on the profit or loss for investment securities as none are classified at fair value through profit or loss. The sensitivity of other comprehensive income is the effect of the assumed fair value changes of investment securities classified as available-for-sale.

| | Effect on Other Comprehensive Income 2017 \$'000 | Effect on Other Comprehensive Income 2016 \$'000 |
|--|---|---|
| Percentage change equity values: | | |
| 15% (2016 - 10%) increase | 23,525 | 7,155 |
| 15% (2016 - 10%) decrease | (23,525) | (7,155) |
| Change in basis points - bond: | | |
| JMD + 100 USD +50 (2016 +100 for both JMD and USD) | (1,338) | (1,425) |
| JMD -100 USD -50 (2016: JMD -100 USD -50) | 1,356 | 796 |

Key Insurance Company Limited

Notes to the Financial Statements

31 December 2017

(expressed in Jamaican dollars unless otherwise indicated)

5. Capital Management

The company's objectives when managing capital, which is a broader concept than the 'equity' on the face of balance sheets, are:

- (a) To comply with the capital requirements set by the regulators, the Financial Services Commission (FSC);
- (b) To safeguard the company's ability to continue as a going concern so that it can continue to provide returns for its shareholders and for other stakeholders; and
- (c) To maintain a strong capital base to support the development of its business.

Capital adequacy is managed and monitored by the company's management. It is calculated by the Financial Controller, certified by the Appointed Actuary and reviewed by Executive Management, the Audit Committee and the Board of Directors. The company seeks to maintain internal capital adequacy at levels higher than the regulatory requirements.

Available capital includes issued capital, retained earnings, fair value reserves and capital reserves amounting to \$1,095,030,000 (2016 - \$1,017,495,000) at the end of the year.

The primary measure used to assess capital adequacy is the Minimum Capital Test (MCT) which is used by the FSC to determine the solvency of the company. The minimum standard stipulated by the section 17(4) of the Insurance (Actuaries) (General Insurance Companies) (Amendment) regulations, 2011 is that a general insurance company shall have a minimum MCT percentage of 250% (2016 - 250%). This information is required to be filed with the FSC on an annual basis. Under Section 15(1) of the Insurance Act, 2001, the FSC may cancel the registration of a general insurance company if it is considered to be insolvent.

In January 2017, the FSC announced a measure to allow for relaxation of the required MCT ratio from 250% to 150% for a period of two years. The measure will reduce the amount of capital that the general insurance industry would need to hold for the purpose of meeting capital adequacy requirements. The main reason for the reduction of an insurer's MCT ratio should be due to the reorganization of the company's investment portfolio to pursue local growth initiatives. During this period of regulatory forbearance, the FSC will carry out a Quantitative Impact Study (QIS) to determine an optimal position for the MCT that balances growth and stability of the insurance industry.

To qualify for the special provisions for relaxed MCT ratio, investment proposals must be approved by the FSC and commence within the 2-year window provided for in the January 2017 advisory, that is on or before 3 January 2019. The companies will be required to provide details of the initiatives used to pursue growth and the impact these activities will have on the MCT ratio on a monthly basis. During the period of forbearance, the amount of dividends paid to shareholders of the company should not exceed 50% of profit that was achieved for the previous financial year.

As at 31 December 2017, the company achieved the minimum required level of capital based on the MCT.

| | | |
|----------------------------|-------------|-------------|
| | 2017 | 2016 |
| Actual MCT ratio | <u>294%</u> | <u>306%</u> |
| Minimum required MCT ratio | <u>250%</u> | <u>250%</u> |

Key Insurance Company Limited

Notes to the Financial Statements

31 December 2017

(expressed in Jamaican dollars unless otherwise indicated)

6. Fair Value Estimation

Fair value is the amount for which an asset could be exchanged, or a liability settled, between knowledgeable, willing parties in an arm's length transaction. Market price is used to determine fair value where an active market exists as it is the best evidence of the fair value of a financial instrument. A market is regarded as active if quoted prices are readily and regularly available from an exchange, dealer, broker, industry group, pricing service, or regulatory agency, and those prices represent actual and regularly occurring market transactions on an arm's length basis. Where no market price is available, the fair values presented have been estimated using present values or other estimation and valuation techniques based on market conditions existing at balance sheet dates.

The values derived from applying these techniques are significantly affected by the underlying assumptions used concerning both the amounts and timing of future cash flows and the discount rates. The following methods and assumptions have been used:

- (i) Investment securities classified as available-for-sale are measured at fair value by reference to quoted market prices when available.
- (ii) The fair value of liquid assets and other assets maturing within twelve months is assumed to approximate their carrying amount. This assumption is applied to liquid assets and the short-term elements of all other financial assets and financial liabilities.
- (iii) The fair value of variable rate financial instruments is assumed to approximate their carrying amounts.
- (iv) Equity securities for which fair values cannot be measured reliably are recognised at cost less impairment.

The following table presents the company's financial instruments that are measured at fair value at 31 December grouped into Levels 1 to 3 dependent on the degree to which fair values are observable.

| | Level 1 \$'000 | Level 2 \$'000 | Total \$'000 |
|-------------------------------------|-------------------|-------------------|-----------------|
| As at 31 December 2017 | | | |
| Available-for-sale investments – | | | |
| Quoted equities | 156,835 | - | 156,835 |
| Corporate | - | 434,970 | 434,970 |
| Debt securities | - | 121,412 | 121,412 |
| | <u>156,835</u> | <u>556,382</u> | <u>713,217</u> |
| As at 31 December 2016 | | | |
| Available-for-sale investments – | | | |
| Quoted equities | 71,548 | - | 71,548 |
| Corporate | - | 6,692 | 6,692 |
| Debt securities | - | 429,239 | 429,239 |
| | <u>71,548</u> | <u>435,931</u> | <u>507,479</u> |

Key Insurance Company Limited

Notes to the Financial Statements

31 December 2017

(expressed in Jamaican dollars unless otherwise indicated)

6. Fair Value Estimation (Continued)

- Level 1 includes those instruments which are measured based on quoted prices in active markets for identical assets and liabilities. These mainly comprise equities traded on the Jamaica Stock Exchange and are classified as available-for-sale.
- Level 2 includes those instruments which are measured using inputs other than quoted prices that are observable for the instrument, directly or indirectly. The fair value for these instruments is determined by using valuation techniques and maximise the use of observable market data where it is available and rely as little as possible on entity specific estimates. If all significant inputs required to fair value an instrument are observable, the instrument is included in level 2.
- If one or more of the significant inputs is not based on observable market data, the instrument is included in level 3.

There were no transfers between the levels during the year.

Financial Instruments by Category

| | 2017 | | Total \$'000 |
|--|------------------------------------|---------------------------------|------------------|
| | Loans and receivables \$'000 | Available for sale \$'000 | |
| Cash and deposits | 403,057 | - | 403,057 |
| Investment securities | - | 713,217 | 713,217 |
| Due from policyholders, brokers and agents | 226,762 | - | 226,762 |
| Due from reinsurers | 70,105 | - | 70,105 |
| Other receivables | 35,613 | - | 35,613 |
| Total financial assets | 735,537 | 713,217 | 1,448,754 |

| | 2016 | | Total \$'000 |
|--|------------------------------------|---------------------------------|------------------|
| | Loans and receivables \$'000 | Available for sale \$'000 | |
| Cash and deposits | 451,265 | - | 451,265 |
| Investment securities | - | 507,479 | 507,479 |
| Due from policyholders, brokers and agents | 139,284 | - | 139,284 |
| Due from reinsurers | 338,186 | - | 364,739* |
| Other receivables | 280 | - | 280 |
| Total financial assets | 929,015 | 507,479 | 1,463,047 |

* - Restated for reinsurance recovery of excess of losses see (Note 32).

Key Insurance Company Limited

Notes to the Financial Statements

31 December 2017

(expressed in Jamaican dollars unless otherwise indicated)

6. Fair Value Estimation (Continued)

| | Other financial liabilities at amortised cost | |
|------------------------------------|--|----------------|
| | 2017 \$'000 | 2016 \$'000 |
| Bank overdraft | - | 1,663 |
| Other payables | 57,629 | 25,795 |
| Due to reinsurers | 80,615 | 39,494 |
| Claims outstanding | 370,873 | 647,028 |
| Total financial liabilities | 509,117 | 713,980 |

Fair value sensitivity analysis

Non-financial assets carried at fair value include property, plant and equipment and investment properties, which fall within level 3 of the fair value hierarchy. The valuations have been performed using the sales comparison approach. There have been a limited number of similar sales in the local market, and consequently the sales comparison approach incorporates unobservable inputs, which in the valuator's judgement reflects suitable adjustments regarding size, age, condition, time of sale and quality of land, buildings and improvements. The most significant input into this valuation is the price per square foot. The higher the price per square foot the higher the fair value.

Key Insurance Company Limited

Notes to the Financial Statements

31 December 2017

(expressed in Jamaican dollars unless otherwise indicated)

7. Responsibilities of the Appointed Actuary and Independent Auditors

The Board of Directors, pursuant to the Insurance Act appoints the Actuary, whose responsibility is to carry out an annual valuation of the company's outstanding claims in accordance with accepted actuarial practice and regulatory requirements and report thereon to the shareholders. In performing the valuation, the Actuary analyses past experience with respect to number of claims, claims payment and changes in estimates of outstanding liabilities.

The shareholders, pursuant to the Companies Act, appoint the Independent Auditors. The auditor's responsibility is to conduct an independent and objective audit of the financial statements in accordance with International Standards on Auditing and report thereon to the shareholders. In carrying out their audit, the Auditors also make use of the work of the appointed Actuary and the Actuary's report on outstanding claims.

8. Expenses by Nature

| | 2017 | 2016 |
|---|----------------|----------------|
| | \$'000 | \$'000 |
| Advertising | 6,156 | 6,300 |
| Amortisation and depreciation | 14,013 | 12,197 |
| Asset tax | 2,477 | 3,652 |
| Auditor's remuneration | 7,523 | 6,988 |
| Bank charges and interest | 4,684 | 2,307 |
| Donations and subscriptions | 3,867 | 3,785 |
| Computer and data processing expenses | 21,990 | 30,021 |
| Insurance and registration fees | 10,102 | 9,080 |
| Travelling | 3,105 | 8,658 |
| Miscellaneous | 5,815 | 1,900 |
| Motor vehicle expenses | 964 | 10,121 |
| Office expenses | 3,793 | 9,534 |
| Postage, telephone, fax and utilities | 13,286 | 17,287 |
| Printing and stationery | 4,183 | 4,828 |
| Legal and Professional fees | 30,323 | 33,475 |
| Provision for bad debt | 6,016 | 14,850 |
| Rental expenses | 7,765 | 9,359 |
| Investment properties expense | 3,704 | - |
| Repairs and maintenance | 2,953 | 6,498 |
| Security | 5,217 | 6,500 |
| Staff costs (Note 9) | 270,870 | 212,756 |
| Administration and other expenses | <u>428,806</u> | <u>410,096</u> |
| Gross claims | 334,059 | 1,044,827 |
| Reinsurance recoveries | 51,589 | (803,396) |
| Claims expense, net of reinsurance recoveries | <u>385,648</u> | <u>241,431</u> |
| Commission | <u>141,398</u> | <u>101,908</u> |

Key Insurance Company Limited

Notes to the Financial Statements

31 December 2017

(expressed in Jamaican dollars unless otherwise indicated)

9. Staff Costs

| | 2017 \$'000 | 2016 \$'000 |
|--------------------------------------|----------------|----------------|
| Wages and salaries | 186,961 | 172,024 |
| Redundancy cost | 36,236 | - |
| Payroll taxes – employer's portion | 20,542 | 17,498 |
| Pension costs – defined contribution | 6,290 | 5,821 |
| Other staff costs | 20,841 | 17,413 |
| | <u>270,870</u> | <u>212,756</u> |

10. Investment Income

| | 2017 \$'000 | 2016 \$'000 |
|-----------------|----------------|----------------|
| Interest income | 44,632 | 39,752 |
| Dividend income | 4,779 | 2,536 |
| | <u>49,411</u> | <u>42,288</u> |

11. Other Income

| | 2017 \$'000 | 2016 \$'000 |
|--|----------------|----------------|
| Rental income | 11,839 | 8,350 |
| Net foreign exchange (loss)/gains | (13,276) | 9,900 |
| Gain on sale of available-for-sale investment securities | 36,074 | - |
| Miscellaneous income | 3,936 | 2,030 |
| | <u>38,673</u> | <u>20,280</u> |

12. Taxation

(a) The company's shares were listed on the Junior Market of the Jamaica Stock Exchange, effective 31 March 2016. Consequently, the company is entitled to a remission of tax for ten (10) years in the proportions set out below, provided the shares remain listed for at least 15 years:

| | |
|---------------|------|
| Years 1 to 5 | 100% |
| Years 6 to 10 | 50% |

The financial statements have been prepared on the basis that the company will have the full benefit of the tax remissions.

Taxation is based on the result for the year adjusted for taxation purposes and represents income tax at 33½%:

| | 2017 \$'000 | 2016 \$'000 |
|------------------------------|----------------|----------------|
| Current year taxation charge | - | - |
| Deferred taxation (Note 23) | 2,077 | (8,326) |
| | <u>2,077</u> | <u>(8,326)</u> |

Key Insurance Company Limited

Notes to the Financial Statements

31 December 2017

(expressed in Jamaican dollars unless otherwise indicated)

12. Taxation (Continued)

Subject to agreement with Tax Administration Jamaica, the company has losses available for offset against future taxable profits of approximately \$70,692,000 (2016 - \$70,692,000) which may be carried forward indefinitely.

The tax on the company's profit differs from the threshold amount that would arise using the tax rate of 33½% as follows:

| | 2017 \$'000 | 2016 \$'000 |
|---|----------------|-----------------|
| Profit/(Loss) before taxation | <u>44,740</u> | <u>(50,560)</u> |
| Tax calculated at a rate of 33½% | 14,913 | (16,853) |
| Adjusted for the effects of: | | |
| Income not subject to tax | (6,565) | (3,914) |
| Expenses not deductible for tax purposes | 954 | 1,458 |
| Relief due to tax losses | (4,646) | - |
| Effect of tax change in tax status on deferred taxation | - | 10,681 |
| Income tax remission | (3,148) | - |
| Net effect of other charges and allowance | <u>569</u> | <u>302</u> |
| Tax charge/(credit) | <u>2,077</u> | <u>(8,326)</u> |

13. Cash and Deposits

| | 2017 \$'000 | 2016 \$'000 |
|---|----------------|----------------|
| Cash at bank and in hand | 88,609 | 60,244 |
| Short-term deposits (Including repurchase agreements) | 314,448 | 390,325 |
| Interest receivable | - | 696 |
| Cash and deposits | <u>403,057</u> | <u>451,265</u> |
| Bank overdraft | - | (1,663) |
| | 403,057 | 449,602 |
| Hypothecated funds | (3,000) | (3,000) |
| Interest receivable | - | (697) |
| Cash and cash equivalents | <u>400,057</u> | <u>445,905</u> |

Short term deposits include a balance of \$3,000,000 (2016 - \$3,000,000) which has been hypothecated to the Bank of Nova Scotia Limited as security for a credit card facility.

The effective weighted average interest rates on deposits are as follows:

| | 2017 % | 2016 % |
|-------------------------------|-------------|-------------|
| Jamaican dollar deposits | 2.14 | 4.18 |
| United States dollar deposits | <u>1.77</u> | <u>1.84</u> |

Key Insurance Company Limited

Notes to the Financial Statements

31 December 2017

(expressed in Jamaican dollars unless otherwise indicated)

14. Investment Securities

Investments comprise the following:

| | 2017 \$'000 | 2016 \$'000 |
|-------------------------|----------------|----------------|
| Available for sale | | |
| Government of Jamaica – | | |
| Bonds | 119,061 | 422,084 |
| Interest receivable | 2,351 | 7,155 |
| | <u>121,412</u> | <u>429,239</u> |
| Corporate | | |
| Interest receivable | 429,371 | 6,463 |
| | 5,599 | 229 |
| | <u>434,970</u> | <u>6,692</u> |
| Equities | 156,835 | 71,548 |
| | <u>713,217</u> | <u>507,479</u> |

Investment securities include securities with a face value of \$45,000,000 (2016 - \$45,000,000) which have been pledged with the Regulator, the Financial Services Commission, pursuant to Section 8(1)(b) of the Insurance Regulations, 2001.

The current portion of investment securities amounted to \$106,016,000 (2016 - \$272,627,000).

15. Due from Policyholders, Brokers and Agents

| | 2017 \$'000 | 2016 \$'000 |
|--------------------------------|----------------|----------------|
| Premiums receivable | 239,511 | 162,956 |
| Less: Provision for impairment | (12,749) | (23,672) |
| | <u>226,762</u> | <u>139,284</u> |

Key Insurance Company Limited

Notes to the Financial Statements

31 December 2017

(expressed in Jamaican dollars unless otherwise indicated)

16. Due from Reinsurers

Amounts recoverable from reinsurers comprise:

| | 2017 \$'000 | 2016 \$'000 | Restated 2015 \$'000 |
|--------------------|----------------|----------------|----------------------------|
| Unearned premium | 177,665 | 156,154 | 170,414 |
| Claims outstanding | 70,105 | 364,739* | 84,562* |
| Claims IBNR | (1,626) | 7,863 | (17,052) |
| | <u>246,144</u> | <u>528,756</u> | <u>237,924</u> |

Balances due from reinsurers in relation to claims outstanding are due within 12 months of the reporting date.

* - Restated for reinsurance recovery of excess of losses see (Note 32).

17. Other Receivables

| | 2017 \$'000 | 2016 \$'000 |
|-------------|----------------|----------------|
| Staff loans | 1,042 | 280 |
| Other | 10,810 | - |
| | <u>11,852</u> | <u>280</u> |

Balances relating to staff loans are due within 12 months of the reporting date.

18. Related Party Transactions and Balances

Parties are considered to be related if one party has the ability to control or exercise significant influence over the other party in making financial or operational decisions.

(a) Transactions with related parties were as follows:

| | 2017 \$'000 | 2016 \$'000 |
|------------------------|----------------|----------------|
| Directors' emoluments- | | |
| Fees | 4,778 | 12,810 |
| Remuneration | 72,979 | 48,433 |
| | <u>72,979</u> | <u>48,433</u> |

* - Restated for reinsurance recovery of excess of losses see (Note 32).

Key Insurance Company Limited

Notes to the Financial Statements

31 December 2017

(expressed in Jamaican dollars unless otherwise indicated)

18. Related Party Transactions and Balances (Continued)

(b) Key management compensation

| | 2017 \$'000 | 2016 \$'000 |
|------------------------------------|----------------|----------------|
| Wages and salaries | 100,809 | 65,354 |
| Payroll taxes – employer's portion | 6,602 | 6,263 |
| Pension costs | 4,746 | 3,065 |
| | <u>112,157</u> | <u>74,682</u> |

19. Investment Properties

Investment properties relate to land owned by the company. These properties were valued at current market value as at 30 September 2017 by E. Maitland Realtor, and NAI Jamaica Langford and Brown qualified property appraisers and valuers, in their reports dated 22nd and 29th November 2017, and 11th and 14th November 2017 respectively. The properties include land which has been leased to third parties for use as parking facilities.

During the year, the company transferred land and buildings from investment properties to property, plant and equipment (PPE) amounting to \$124,201,000. These land and buildings were previously used as housing accommodation for members of staff who were made redundant during the year. The properties were subsequently leased to third parties, therefore, allowing for the transfer from PPE to investment properties.

The movement on investment properties balance during the year is as follows:

| | 2017 \$'000 | 2016 \$'000 |
|---|----------------|----------------|
| At beginning of year | 185,150 | 173,100 |
| Transfer from Property, Plant & Equipment | 124,201 | - |
| Additions | 603 | - |
| Fair value gains | 19,696 | 12,050 |
| At end of year | <u>329,650</u> | <u>185,150</u> |

The following amounts have been recognised in income in the Statement of Comprehensive Income:

| | 2017 \$'000 | 2016 \$'000 |
|--|----------------|----------------|
| Rental income arising from investment properties | 11,939 | 8,350 |
| Operating expenses incurred on investment properties | <u>3,704</u> | <u>500</u> |

Key Insurance Company Limited

Notes to the Financial Statements

31 December 2017

(expressed in Jamaican dollars unless otherwise indicated)

20. Intangible Assets

| | Computer Software \$'000 |
|-------------------------|---|
| At Cost - | |
| At 1 January 2016 | 12,494 |
| Additions during 2016 | 157 |
| At 1 January 2017 | 12,651 |
| Additions during 2017 | 2,711 |
| 31 December 2017 | <u>15,362</u> |
| Amortisation - | |
| At 1 January 2016 | 11,396 |
| Amortised for the year | 106 |
| At 1 January 2017 | 11,502 |
| Amortised for the year | 419 |
| At 31 December 2017 | <u>11,921</u> |
| Net Book Value - | |
| 31 December 2017 | <u>1,149</u> |
| 31 December 2016 | <u>3,441</u> |

Key Insurance Company Limited

Notes to the Financial Statements

31 December 2017

(expressed in Jamaican dollars unless otherwise indicated)

21. Property, Plant and Equipment

| | Land and Buildings \$'000 | Leasehold Improvements \$'000 | Computer Equipment \$'000 | Motor Vehicles \$'000 | Furniture and Fixtures \$'000 | Total \$'000 |
|--------------------------------------|---------------------------------|-------------------------------------|---------------------------------|-----------------------------|--|-----------------|
| | 2017 | | | | | |
| At Cost/Valuation - | | | | | | |
| At 1 January | 282,405 | 24,623 | 30,363 | 25,370 | 48,849 | 411,610 |
| Transfer to investment properties | (142,322) | - | - | - | - | (142,322) |
| Additions | 2,634 | - | 4,848 | - | 3,443 | 10,925 |
| Disposals | - | - | - | (584) | (130) | (714) |
| Revaluation | 5,000 | - | - | - | - | 5,000 |
| At 31 December | 147,717 | 24,623 | 35,211 | 24,786 | 52,162 | 284,499 |
| Depreciation - | | | | | | |
| At 1 January | 20,978 | 17,632 | 20,512 | 15,383 | 23,352 | 97,857 |
| Transfer to investment properties | (18,121) | - | - | - | - | (18,121) |
| Disposal | - | - | - | (584) | (130) | (714) |
| Charge for the year | 3,751 | 1,196 | 3,448 | 2,563 | 2,636 | 13,594 |
| At 31 December | 6,608 | 18,828 | 23,960 | 17,362 | 25,858 | 92,616 |
| Net Book Value - | | | | | | |
| 31 December | 141,109 | 5,795 | 11,251 | 7,424 | 26,304 | 191,883 |

Key Insurance Company Limited

Notes to the Financial Statements

31 December 2017

(expressed in Jamaican dollars unless otherwise indicated)

21. Property, Plant and Equipment (Continued)

| | Land and Buildings \$'000 | Leasehold Improvements \$'000 | Computer Equipment \$'000 | Motor Vehicles \$'000 | Furniture and Fixtures \$'000 | Total \$'000 |
|---------------------|---------------------------------|-------------------------------------|---------------------------------|-----------------------------|--|-----------------|
| 2016 | | | | | | |
| At Cost/Valuation - | | | | | | |
| At 1 January | 261,798 | 22,122 | 25,129 | 15,242 | 43,364 | 367,655 |
| Additions | 3,609 | 2,501 | 5,234 | 10,928 | 5,485 | 27,757 |
| Disposals | - | - | - | (800) | - | (800) |
| Revaluation | 16,998 | - | - | - | - | 16,998 |
| At 31 December | 282,405 | 24,623 | 30,363 | 25,370 | 48,849 | 411,610 |
| Depreciation - | | | | | | |
| At 1 January | 16,697 | 16,686 | 17,844 | 14,472 | 20,867 | 86,566 |
| Disposal | - | - | - | (800) | - | (800) |
| Charge for the year | 4,281 | 946 | 2,668 | 1,711 | 2,485 | 12,091 |
| At 31 December | 20,978 | 17,632 | 20,512 | 15,383 | 23,352 | 97,857 |
| Net Book Value - | | | | | | |
| 31 December | 261,427 | 6,991 | 9,851 | 9,987 | 25,497 | 313,753 |

Land and buildings were valued at current market values as at 31 December 2017. If land and buildings were stated on the historical cost basis, the amounts would be as follows:

| | 2017 \$'000 | 2016 \$'000 |
|-----------------------------------|----------------|----------------|
| Cost | | |
| Addition | 147,480 | 155,810 |
| Transfer to investment properties | 603 | - |
| Accumulated depreciation | (7,500) | - |
| | <u>(3,602)</u> | <u>(8,330)</u> |
| | <u>136,981</u> | <u>147,480</u> |

22. Other Payables

| | 2017 \$'000 | 2016 \$'000 |
|--------------------------|----------------|----------------|
| Accrued expenses | 11,850 | 6,748 |
| Accrued payroll expenses | 6,407 | 6,812 |
| Statutory | 7,315 | 7,118 |
| Other | 8,296 | 5,117 |
| | <u>33,868</u> | <u>25,795</u> |

Balances in relation to other payables are due within 12 months of the reporting date.

Key Insurance Company Limited

Notes to the Financial Statements

31 December 2017

(expressed in Jamaican dollars unless otherwise indicated)

23. Deferred Taxation

Deferred income taxes are calculated in full on temporary differences under the liability method using a principal tax rate of 33 1/3%. Deferred income tax assets and liabilities are offset when there is a legally enforceable right to setoff current tax assets against current tax liabilities.

The movement in the deferred income tax account is as follows:

| | 2017 \$'000 | 2016 \$'000 |
|--|----------------|----------------|
| At the beginning of the year | 866 | (14,076) |
| Deferred tax credited/(charged) to other comprehensive income (Note 27) | (882) | 6,616 |
| Deferred tax credited to profit or loss in the statement of comprehensive income (Note 12) | <u>(2,077)</u> | <u>8,326</u> |
| At end of year | <u>(2,093)</u> | <u>866</u> |

The movement in deferred tax assets and liabilities is as follows:

| | Tax losses \$'000 | Accelerated tax depreciation \$'000 | Revaluation gains on buildings \$'000 | Interest Accrued \$'000 | Total \$'000 |
|--|-------------------------|--|--|-------------------------------|-----------------|
| At 1 January 2016 | 5,296 | 5,474 | (19,609) | (5,237) | (14,076) |
| Deferred tax charged to other comprehensive income | - | - | 6,616 | - | 6,616 |
| Deferred tax credited/(charged) to profit in the statement of comprehensive income | <u>8,563</u> | <u>(5,474)</u> | <u>-</u> | <u>5,237</u> | <u>8,326</u> |
| At 31 December 2016 | 13,859 | - | (12,993) | - | 866 |
| Deferred tax charged to other comprehensive income | - | - | (882) | - | (882) |
| Deferred tax charged to profit in the statement of comprehensive income | <u>(2,077)</u> | <u>-</u> | <u>-</u> | <u>-</u> | <u>(2,077)</u> |
| At 31 December 2017 | <u>11,782</u> | <u>-</u> | <u>(13,875)</u> | <u>-</u> | <u>(2,093)</u> |

| | 2017 \$'000 | 2016 \$'000 |
|---|----------------|----------------|
| Deferred tax liabilities that are expected to be settled after more than 12 months after the year end | 13,875 | 12,993 |
| Deferred tax assets that are expected to be recovered after more than 12 months after the year end | <u>11,782</u> | <u>13,859</u> |

Key Insurance Company Limited

Notes to the Financial Statements

31 December 2017

(expressed in Jamaican dollars unless otherwise indicated)

24. Insurance Reserves

| | 2017 \$'000 | 2016 \$'000 |
|--|------------------|------------------|
| Provision for unexpired risks | 44,503 | 52,621 |
| Provision for unearned premiums | 603,734 | 430,607 |
| Unearned commissions | 37,347 | 32,631 |
| Provision for claims IBNR, PFAD & UCAE | 181,970 | 174,517 |
| Claims outstanding | <u>370,873</u> | <u>647,028</u> |
| | <u>1,238,427</u> | <u>1,337,404</u> |

Included in the provision for claims IBNR and claims outstanding is a provision for adverse deviation of \$58,139,000 (2016 - \$87,623,000).

| | Gross Liabilities 2017 \$'000 | Ceded 2017 \$'000 | Net Liabilities 2017 \$'000 |
|---------------------------------------|--|-------------------------|--------------------------------------|
| Provision for unexpired risks | 44,503 | - | 44,503 |
| Provision for unearned premiums | 603,734 | 177,665 | 426,069 |
| Unearned commissions | 37,347 | - | 37,347 |
| Provision for claims IBNR | 94,237 | (6,403) | 100,640 |
| Provision for adverse deviation | 58,139 | 4,778 | 53,361 |
| Unallocated claim adjustment expenses | 29,595 | - | 29,595 |
| Claims outstanding | <u>370,873</u> | <u>70,105</u> | <u>300,768</u> |
| | <u>1,238,427</u> | <u>246,367</u> | <u>992,283</u> |

An actuarial valuation was performed by the company's appointed actuary, Eckler Ltd., to value the policy and claims liabilities of the company as at 31 December 2017, in accordance with the Insurance Act of Jamaica. The Insurance Act requires that the valuation be in accordance with accepted actuarial principles.

| | Gross Liabilities 2016 \$'000 | Ceded 2016 \$'000 | Net Liabilities 2016 \$'000 |
|---------------------------------------|--|-------------------------|--------------------------------------|
| Provision for unexpired risks | 52,621 | - | 52,621 |
| Provision for unearned premiums | 430,608 | 156,154 | 274,454 |
| Unearned commissions | 32,631 | - | 32,631 |
| Provision for claims IBNR | 53,955 | (16,279) | 70,234 |
| Provision for adverse deviation | 87,623 | 24,143 | 63,480 |
| Unallocated claim adjustment expenses | 32,940 | - | 32,940 |
| Claims outstanding | <u>647,028</u> | <u>364,739*</u> | <u>282,289</u> |
| | <u>1,337,406</u> | <u>528,757</u> | <u>808,649</u> |

* - Restated for reinsurance recovery of excess of losses see (Note 32).

Key Insurance Company Limited

Notes to the Financial Statements

31 December 2017

(expressed in Jamaican dollars unless otherwise indicated)

24. Insurance Reserves (Continued)

In his opinion dated 12 March 2018, the actuary found that the amount of policy and claims liabilities represented in the balance sheet at 31 December 2017 makes proper provision for the future payments under the company's policies and meets the requirements of the Insurance Act and other appropriate regulations of Jamaica; that a proper charge on account of these liabilities has been made in the statement of operations; and that there is sufficient capital available to meet the solvency standards as established by the FSC.

(a) Actuarial data

The data employed in the analysis of outstanding claims and premium liabilities was taken directly from the company's records. Individual items (on both a gross and net basis) used in estimating liabilities as at 31 December 2017 were as follows, grouped by each accident year from 2006 to 2017:

- (i) Claims incurred and paid for accident years 2006 onwards.
- (ii) Loss adjustment expenses paid for accident years 2006 onwards.
- (iii) Paid and incurred large loss amounts in each accident year from 2006 onwards.
- (iv) Earned premiums for each year from 2006 to 2017.

(b) Actuarial assumptions

In accordance with IFRS 4, the Liability Adequacy Test was taken into consideration in determining the adequacy of insurance reserves reported by the company.

In applying the noted methodologies, the following assumptions were made:

- (i) With respect to the analysis of incurred claims development history, the level of case reserve adequacy is relatively consistent, in inflation adjusted terms, over the experience period.
- (ii) With respect to the analysis of the net paid claims development history, the rate of payment of the incurred losses for the recent history is indicative of future settlement patterns.
- (iii) With respect to the Loss Development and Bornhuetter-Ferguson methods, the average ultimate loss ratio for recent accident years, adjusted for claims inflation and changes in average rate level, is representative of the expected loss ratio for the most recent accident year.
- (iv) The claims inflation rate implicitly used in the valuation is equivalent to that rate which is part of historical data.

There were no significant changes in assumptions or methods during the year.

Key Insurance Company Limited

Notes to the Financial Statements

31 December 2017

(expressed in Jamaican dollars unless otherwise indicated)

24. Insurance Reserves (Continued)

(c) Provision for adverse deviation assumptions

Any discrepancy which may ultimately arise between the statistical estimates of outstanding claims and the actual future experience is uncertain. The basic assumptions made in establishing insurance reserves are best estimates for a range of possible outcomes. To recognise the uncertainty in establishing these best estimates, to allow for possible deterioration in experience and to provide greater comfort that the reserves are adequate to pay future benefits, the appointed actuary is required to include a margin in each assumption.

The impact of these margins is to increase reserves and so decrease the income that would be recognised on inception of the policy. The company uses assumptions at the conservative end of the range, taking into account the risk profiles of the business.

(d) Movement in reserves, insurance assets and deferred policy acquisition cost

| | 2017 \$'000 | 2016 \$'000 |
|--|----------------|----------------|
| Unexpired risk reserve: | | |
| At the beginning of the year | 52,621 | 25,594 |
| Recognised in profit or loss | (8,118) | 27,027 |
| At the end of the year | <u>44,503</u> | <u>52,621</u> |
| Provision for unearned premium: | | |
| At the beginning of the year | 430,607 | 333,037 |
| Premiums written during the year | 1,440,065 | 1,081,746 |
| Premiums earned during the year | (1,266,938) | (984,176) |
| At the end of the year | <u>603,734</u> | <u>430,607</u> |
| Unearned commissions: | | |
| At the beginning of the year | 32,631 | 33,967 |
| Commissions on reinsurance premium written during the year | 91,301 | 78,292 |
| Earned commission recognized in profit or loss | (86,585) | (79,628) |
| At the end of the year | <u>37,347</u> | <u>32,631</u> |

Key Insurance Company Limited

Notes to the Financial Statements

31 December 2017

(expressed in Jamaican dollars unless otherwise indicated)

24. Insurance Reserves (Continued)

(d) Change in insurance liabilities (continued)

| | 2017 \$'000 | 2016 \$'000 |
|---|----------------|----------------|
| Provision for claims IBNR: | | |
| At the beginning of the year | 166,654 | 160,200 |
| Current year recognized as part of claims expense – IBNR Gross | 7,453 | 31,369 |
| Current year recognized as part of claims expense – IBNR Recoverable | 9,489 | (24,915) |
| At the end of the year | <u>183,596</u> | <u>166,654</u> |
| Gross Claims Outstanding: | | |
| At the beginning of the year | 647,028 | 394,961 |
| Recognised as part of claims expense in profit or loss | 329,825 | 1,038,373 |
| Gross amount paid during the year | (605,980) | (786,306) |
| At the end of the year | <u>370,873</u> | <u>647,028</u> |
| Deferred policy acquisition cost: | | |
| At the beginning of the year | 112,401 | 70,778 |
| Commissions on premium written during the year | 91,301 | 78,292 |
| Direct premium expense incurred during the year | (141,398) | (101,907) |
| Change in deferred branch acquisition cost during year | 69,554 | 65,240 |
| At the end of the year | <u>131,858</u> | <u>112,401</u> |
| Unearned reinsurance premiums | | |
| At the beginning of the year | 156,154 | 170,414 |
| Reinsurance premium ceded during the year | 509,767 | 435,881 |
| Reinsurance premium incurred during the year | (488,266) | (450,141) |
| At the end of the year | <u>177,655</u> | <u>156,154</u> |

Key Insurance Company Limited

Notes to the Financial Statements

31 December 2017

(expressed in Jamaican dollars unless otherwise indicated)

24. Insurance Reserves (Continued)

(e) Sensitivity analysis

The determination of the actuarial liabilities is heavily dependent on loss development factors, which are used to estimate the ultimate liability for each claim. In determining the loss development factors, the actuaries review patterns in relation to incurred and paid claims, as well as loss ratios for various lines of business. Management considers a 10% loss development ratios as a reasonably possible change. The table below shows the amounts by which gross and net IBNR will change, resulting from a 10% change in loss development factors.

| | 2017 | |
|----------------------------------|-----------------|-----------------|
| | Gross IBNR | Net IBNR |
| | \$'000 | \$'000 |
| 10% increase in loss development | 11,201 | 10,463 |
| 10% decrease in loss development | (11,485) | (10,735) |
| | <u>(11,485)</u> | <u>(10,735)</u> |

| | 2016 | |
|----------------------------------|----------------|----------------|
| | Gross IBNR | Net IBNR |
| | \$'000 | \$'000 |
| 10% increase in loss development | 7,305 | 7,041 |
| 10% decrease in loss development | (7,495) | (7,251) |
| | <u>(7,495)</u> | <u>(7,251)</u> |

25. Share Capital

| | 2017 | 2016 |
|--|----------------|----------------|
| | \$'000 | \$'000 |
| Authorised - | | |
| 496,000,000 (2016 - 650,000) ordinary shares | | |
| Issued and fully paid - | | |
| 368,460,863 (2016 - 636,635) ordinary shares at no par value | <u>235,282</u> | <u>235,282</u> |

A resolution was passed at a General Meeting on 21 March 2016 that each of the authorised and issued shares of Key Insurance Company Limited be sub-divided into 496 ordinary shares (496 to 1). On 31 March 2016, the company issued 52,689,903 ordinary shares through an initial public offering at a net value of \$107,955,000.

Key Insurance Company Limited

Notes to the Financial Statements

31 December 2017

(expressed in Jamaican dollars unless otherwise indicated)

26. Capital Reserve

| | 2017 \$'000 | 2016 \$'000 |
|----------------|----------------|----------------|
| At end of year | <u>57,371</u> | <u>57,371</u> |

During 2014, land and building with a value of \$110,000,000 was transferred to the company to settle related party debt of \$53,629,000. The amount recognised in capital reserve relates to the excess value over the receivables.

27. Fair Value Reserves

This represents unrealised gains and losses on the valuation of available-for-sale-investments, investment properties and property, plant and equipment, net of deferred taxes. Fair value gains on investment properties have been transferred from retained earnings to the fair value reserve to prevent distribution of these gains, as they are unrealised.

| | 2017 \$'000 | 2016 \$'000 |
|--|----------------|----------------|
| At beginning of year | 304,153 | 243,950 |
| Fair value gains on available-for-sale securities | 30,754 | 24,538 |
| Fair value gains on investment properties | 19,696 | 12,050 |
| Revaluation gains on property, plant and equipment | 5,000 | 16,999 |
| Deferred tax (charged)/credited to other comprehensive income (Note 23) | <u>(882)</u> | <u>6,616</u> |
| At end of year | <u>358,721</u> | <u>304,153</u> |

28. Earnings/(Loss) Per Share

| | 2017 | 2016 |
|---|-------------------|---------------------|
| Net Profit/(Loss) from operations (\$'000) | 42,663 | (42,234) |
| Number of ordinary shares in issue ('000) (2016: weighted average) | 368,461 | 355,288 |
| Earnings/(Loss) per share | <u>0.12 cents</u> | <u>(0.12) cents</u> |

Key Insurance Company Limited

Notes to the Financial Statements

31 December 2017

(expressed in Jamaican dollars unless otherwise indicated)

29. Segment Information

Management has determined the operating segments based on the reports reviewed by the Managing Director (MD) that are used to make strategic decisions.

The accounting policies of the operating segments are the same as those described in the summary of significant accounting policies.

The operating segments are Motor and Non-Motor classes of insurance premium written. These two segments represent the company's strategic business units. The strategic business units offer different products, and are managed separately because they require among other things, different marketing strategies. For each of the strategic business units, the company's MD reviews internal management reports on at least a monthly basis. These reports do not include details of segment assets. The following summary describes the operations in each of the company's reportable segments: motor and non-motor classes. The company sells motor policies and these range from comprehensive cover to third party act policies. The non-motor class comprises liability, property, engineering, travel, personal accident and miscellaneous accident classes. There are no inter-divisional sales.

Information regarding the results of each reportable segment is included below. Performance is measured based on segment profit/(loss) before income tax, not including non-recurring gains and losses, as included in the internal management reports that are reviewed by the company's MD.

Key Insurance Company Limited

Notes to the Financial Statements

31 December 2017

(expressed in Jamaican dollars unless otherwise indicated)

29. Segment Information (Continued)

Segment profit/(loss) is used to measure performance as management believes that such information is the most relevant in evaluating the results of certain segments relative to other entities that operate within these industries. Income and expenses that are directly related to segments are reported within those segments. Head office income and expenses are allocated to segments based on sales.

The company's operations are located entirely in Jamaica.

| | 2017 | | |
|---|-----------------|---------------------|-----------------|
| | Motor \$'000 | Non-Motor \$'000 | Total \$'000 |
| Gross Premiums written | 973,869 | 466,196 | 1,440,065 |
| Reinsurance ceded | (69,131) | (440,636) | (509,767) |
| Net Premiums written | 904,738 | 25,560 | 930,298 |
| Change in unearned premium reserve, net | (149,375) | (2,271) | (151,646) |
| Net premiums earned | 755,363 | 23,289 | 778,652 |
| Underwriting expenses | (782,774) | (58,918) | (841,692) |
| Underwriting loss | (27,411) | (32,629) | (63,040) |

No single customer accounted for 10% or more of total revenues of the company either in 2017 or in 2016.

| | 2016 | | |
|---|-----------------|---------------------|-----------------|
| | Motor \$'000 | Non-Motor \$'000 | Total \$'000 |
| Gross Premiums written | 659,558 | 422,188 | 1,081,746 |
| Reinsurance ceded | 43,593 | 392,288 | 435,881 |
| Net Premiums written | 615,965 | 29,900 | 645,865 |
| Change in unearned premium reserve, net | (105,878) | (5,952) | (111,830) |
| Net premiums earned | 510,087 | 23,948 | 534,035 |
| Underwriting expenses | (612,261) | (46,952) | (659,213) |
| Underwriting loss | (102,174) | (23,004) | (125,178) |

Key Insurance Company Limited

Notes to the Financial Statements

31 December 2017

(expressed in Jamaican dollars unless otherwise indicated)

30. Operating Lease

The company leases various branch offices under operating lease agreements. The minimum lease payment for 2017 was \$7,765,000 (2016 - \$9,359,000).

The future aggregate minimum lease payments under the operating leases are as follows:

| | 2017 \$'000 | 2016 \$'000 |
|---|----------------|----------------|
| No later than 1 year | 9,437 | 9,359 |
| Later than 1 year and no later than 5 years | <u>38,372</u> | <u>37,436</u> |
| | <u>47,809</u> | <u>46,795</u> |

31. Contingency

The company is involved in certain legal proceedings incidental to the normal course of business. Management believes that none of these legal proceedings, individually or in aggregate, will have a material effect on the company.

Key Insurance Company Limited

Notes to the Financial Statements

31 December 2017

(expressed in Jamaican dollars unless otherwise indicated)

32. Restatement

The financial statements of the company for the years ended 31 December 2016 and 31 December 2015 have been restated to reflect the effect of recognition of reinsurance recoverable from its reinsurers. The amount was not previously accounted for in the company's financial statements, as there was an omission to submit claims to the reinsurers during the years when the recoveries were due.

The financial statements for the years ended 31 December 2016 and 2015 have been restated to reflect the financial position and results for these amendments. No reconciliation is shown for the statement of changes in equity as the movement is similar to that on the statement of financial position, additionally the change had no impact on the statement of cash flows. The financial effects of these amendments are as follows:

Reconciliation of statement of financial position at 31 December 2015:

| | 2015 As Previously \$'000 | Restatement \$'000 | 2015 Restated \$'000 |
|----------------------|------------------------------------|-----------------------|----------------------------|
| Assets | | | |
| Due from reinsurers | 211,371 | 26,553 | 237,924 |
| Taxation recoverable | 171,599 | (3,555) | 168,044 |
| Other assets | <u>1,565,941</u> | <u>-</u> | <u>1,565,941</u> |
| | <u>1,948,911</u> | <u>22,998</u> | <u>1,971,909</u> |
| Liabilities | <u>1,068,288</u> | <u>-</u> | <u>1,068,288</u> |
| Equity | | | |
| Share Capital | 127,327 | - | 127,327 |
| Capital reserve | 57,371 | - | 57,371 |
| Fair value reserve | 243,950 | - | 243,950 |
| Retained earnings | <u>451,975</u> | <u>22,998</u> | <u>474,973</u> |
| | <u>880,623</u> | <u>22,998</u> | <u>903,621</u> |
| | <u>1,948,911</u> | <u>22,998</u> | <u>1,971,909</u> |

Key Insurance Company Limited

Notes to the Financial Statements

31 December 2017

(expressed in Jamaican dollars unless otherwise indicated)

32. Restatement (Continued)

Reconciliation of statement of financial position at 31 December 2016:

| | 2016 Previous \$'000 | Restatement \$'000 | 2016 Restated \$'000 |
|----------------------|----------------------------|-----------------------|----------------------------|
| Assets | | | |
| Due to reinsurers | 502,203 | 26,553 | 528,756 |
| Taxation recoverable | 185,023 | (3,555) | 181,468 |
| Other assets | 1,711,627 | - | 1,711,627 |
| | <u>2,398,853</u> | <u>22,998</u> | <u>2,421,851</u> |
| Liabilities | | | |
| | <u>1,404,356</u> | <u>-</u> | <u>1,404,356</u> |
| Equity | | | |
| Share Capital | 235,282 | - | 235,282 |
| Capital reserve | 57,371 | - | 57,371 |
| Fair value reserve | 304,153 | - | 304,153 |
| Retained earnings | 397,691 | 22,998 | 420,689 |
| | <u>994,497</u> | <u>22,998</u> | <u>1,017,495</u> |
| | <u>2,398,853</u> | <u>22,998</u> | <u>2,421,851</u> |