




























Daily Equity Summary for Tuesday, 11 Jun, 2013

		Index Value	Index Change	Change (%)	Volume Traded	Value Traded (\$)	No. of Trades
	Composite Totals	1,125.28	-1.35	-0.12	88,392	1,073,976.55	55
	All T&T Totals	1,820.42	0.36	0.02	87,161	1,066,183.50	52
	Cross Listed Totals	55.97	-0.37	-0.66	1,231	7,793.05	3
	Mutual Funds Totals				7,606	161,651.45	5
	Second Tier Totals					0.00	

Ordinary Shares

	Security	Open Price (\$)	High (\$)	Low (\$)	O/S Bid (\$)	O/S Bid Vol.	O/S Offer (\$)	O/S Offer Vol.	Last Sale Price (\$)	Last Sale Date	Volume Traded	Close Price (\$)	Change (\$)
	AGL	16.60					16.66	8,000	16.67	04/06/13		16.60	
	AHL	8.96	9.00	8.96	8.90	1,900	9.00	145,399	9.00	11/06/13	24,381	8.98	0.02
	AMCL	67.21			66.50	3,744	67.21	575	67.21	10/06/13		67.21	
	AMBL	38.51			38.53	70	40.00	500	38.51	28/05/13		38.51	
	BCBTT	11.90					11.60	749	11.90	29/12/11		11.90	
	BER	3.60					3.60	542	3.60	21/05/13		3.60	
	FCI (XD)	7.99	7.90	7.90	7.50	40,000	7.90	6,384	7.90	11/06/13	16	7.90	-0.09
	FFL	8.30					8.30	5,966	8.30	07/06/13		8.30	
	GKC	3.90			3.91	24,000	4.00	10,000	3.90	06/06/13		3.90	
	GHL	16.95			16.00	2,765	16.85	8,929	16.95	06/06/13		16.95	
	GML	19.75							19.75	06/06/13		19.75	
	JMMB	0.57			0.51	5,000			0.57	06/06/13		0.57	
	NCBJ	1.20			1.20	48,557	1.25	20,000	1.20	05/06/13		1.20	
	NEL	15.87	15.87	15.87	15.87	13,114	17.00	450	15.87	11/06/13	7,284	15.87	
	NFM	0.75			0.68	20,000	0.75	24,327	0.75	10/06/13		0.75	
	NML	59.00	59.00	59.00	54.63	5,000	59.00	5,420	59.00	11/06/13	374	59.00	
	OCM	17.25			17.25	60			17.25	10/06/13		17.25	
	PLD	3.61			3.61	10,362	3.65	704	3.61	03/06/13		3.61	
	PHL	9.35					9.40	385	9.35	04/06/13		9.35	
	RML	22.48					22.28	120	22.48	04/10/12		22.48	
	RBL	110.00	110.00	110.00	108.50	92	111.00	140	110.00	11/06/13	5,330	110.00	
	SFC	6.30	6.31	6.31	6.31	38,235	6.75	2,000	6.31	11/06/13	1,215	6.31	0.01
	SIJL	1.73			1.78	36,174	1.90	10,000	1.73	03/06/13		1.73	
	SBTT	70.00	70.00	70.00	69.71	2,500	70.00	1,216	70.00	11/06/13	938	70.00	
	WCO	111.84	112.01	112.01	112.00	67			112.01	11/06/13	100	112.01	0.17
	TCL	0.96	0.96	0.95	0.92	1,000	1.09	20,300	0.95	11/06/13	48,754	0.95	-0.01
	UCL	52.16			52.20	36,372			52.16	06/06/13		52.16	
	LJWA	0.29					0.29	101,413	0.29	18/09/12		0.29	
	LJWB	0.88					0.87	400	0.88	18/03/13		0.88	

Preference Shares

	Security	Open Price (\$)	High (\$)	Low (\$)	O/S Bid (\$)	O/S Bid Vol.	O/S Offer (\$)	O/S Offer Vol.	Last Sale Price (\$)	Last Sale Date	Volume Traded	Close Price (\$)	Change (\$)
	GMLP	65.00							65.00	13/05/13		65.00	
	LJWP	3.30							3.30	11/05/12		3.30	

Mutual Fund Shares

	Security	Open Price (\$)	High (\$)	Low (\$)	O/S Bid (\$)	O/S Bid Vol.	O/S Offer (\$)	O/S Offer Vol.	Last Sale Price (\$)	Last Sale Date	Volume Traded	Close Price (\$)	Change (\$)
	CIF	21.25	21.26	21.25	21.26	18,155	21.30	8,920	21.26	11/06/13	7,606	21.25	
	CPE	5.00					5.00	4,150	5.00	06/06/12		5.00	
	PPMF	3.42			3.41	18,000			3.42	10/06/13		3.42	

Second Tier Shares

	Security	Open Price (\$)	High (\$)	Low (\$)	O/S Bid (\$)	O/S Bid Vol.	O/S Offer (\$)	O/S Offer Vol.	Last Sale Price (\$)	Last Sale Date	Volume Traded	Close Price (\$)	Change (\$)
	FNCU (S)	1.00							1.00	29/11/10		1.00	
	MOV	14.97					14.97	2,350	14.97	22/04/13		14.97	

PUT THROUGH TRANSACTIONS:

Total Volume:	0
Total Value:	\$0.00
Number of Trades:	0
Number of Securities Traded:	0

The Composite Index is calculated using the Ordinary Shares of all Listed Companies.

The All T&T Index is calculated using the Ordinary Shares of Trinidadian Companies ONLY.

The Cross Listed Index is calculated using the Ordinary Shares of foreign Companies ONLY.

(XD)	Ex-Dividend
(XR)	Ex-Rights
(XC)	Ex-Capitalization
(S)	Suspended