
























Daily Equity Summary for Tuesday, 21 May, 2013

		Index Value	Index Change	Change (%)	Volume Traded	Value Traded (\$)	No. of Trades
	Composite Totals	1,122.45	-0.66	-0.06	332,774	10,791,913.18	50
	All T&T Totals	1,813.33	-0.19	-0.01	320,104	10,769,458.98	46
	Cross Listed Totals	56.13	-0.13	-0.23	12,670	22,454.20	4
	Mutual Funds Totals				31,868	670,276.00	10
	Second Tier Totals					0.00	

Ordinary Shares

	Security	Open Price (\$)	High (\$)	Low (\$)	O/S Bid (\$)	O/S Bid Vol.	O/S Offer (\$)	O/S Offer Vol.	Last Sale Price (\$)	Last Sale Date	Volume Traded	Close Price (\$)	Change (\$)
	AGL	16.67					16.65	15,705	16.67	08/05/13		16.67	
	AHL	9.00	9.00	8.99	8.51	25,000	9.00	293,993	9.00	21/05/13	23,100	9.00	
	AMCL	67.22	67.22	67.22	66.50	3,369	67.50	2,900	67.22	21/05/13	111,500	67.22	
	AMBL	38.50			38.51	183	40.00	500	38.50	30/04/13		38.50	
	BCBTT	11.90					11.60	749	11.90	29/12/11		11.90	
	BER	3.55	3.60	3.60			3.60	450	3.60	21/05/13	50	3.60	0.05
	FCI	8.00			7.51	600	8.00	35,326	8.00	16/05/13		8.00	
	FFL	8.34					8.30	6,100	8.30	09/05/13		8.34	
	GKC	3.61			3.70	27,000	3.90	10,000	3.61	13/05/13		3.61	
	GHL	17.50			17.01	50	17.49	400	17.50	16/05/13		17.50	
	GML	19.75							19.75	15/05/13		19.75	
	JMML	0.50			0.50	38,974			0.50	17/05/13		0.50	
	NCBJ	1.20	1.19	1.19	1.19	5,916	1.20	50,627	1.19	21/05/13	1,000	1.19	-0.01
	NEL	15.60			15.61	320	16.00	6,000	15.60	16/05/13		15.60	
	NFM	0.85	0.81	0.80	0.75	10,760	0.85	4,784	0.80	21/05/13	17,000	0.81	-0.04
	NML	59.01	59.02	59.00	59.00	32	61.50	10,000	59.00	21/05/13	12,340	59.01	
	OCM	17.00			17.00	2,892			17.00	16/05/13		17.00	
	PLD	3.60			3.50	5,000	3.60	51,128	3.60	15/05/13		3.60	
	PHL	9.35	9.35	9.35	9.31	850			9.35	21/05/13	147,500	9.35	
	RML	22.48					22.30	9,558	22.48	04/10/12		22.48	
	RBL	110.00	110.00	109.75	107.50	131,559	110.00	114	110.00	21/05/13	8,581	109.97	-0.03
	SFC	6.88	6.79	6.79	6.35	8,700	6.79	6,429	6.79	21/05/13	280	6.79	-0.09
	SIJL	1.70	1.70	1.70	1.70	38,610	1.90	10,000	1.70	21/05/13	11,390	1.70	
	SBTT	69.37			69.37	7,886			69.37	20/05/13		69.37	
	WCO	110.05			110.05	4,636			110.05	20/05/13		110.05	
	TCL	0.95			0.97	35,880	1.09	20,300	0.95	17/05/13		0.95	
	UCL	52.06	52.09	52.09	52.09	33,407			52.09	21/05/13	33	52.09	0.03
	LJWA	0.29					0.29	101,413	0.29	18/09/12		0.29	
	LJWB	0.88					0.87	400	0.88	18/03/13		0.88	

Preference Shares

	Security	Open Price (\$)	High (\$)	Low (\$)	O/S Bid (\$)	O/S Bid Vol.	O/S Offer (\$)	O/S Offer Vol.	Last Sale Price (\$)	Last Sale Date	Volume Traded	Close Price (\$)	Change (\$)
	GMLP	65.00							65.00	13/05/13		65.00	
	LJWP	3.30					3.30	12	3.30	11/05/12		3.30	

Mutual Fund Shares

	Security	Open Price (\$)	High (\$)	Low (\$)	O/S Bid (\$)	O/S Bid Vol.	O/S Offer (\$)	O/S Offer Vol.	Last Sale Price (\$)	Last Sale Date	Volume Traded	Close Price (\$)	Change (\$)
	CIF	21.01	21.07	21.00	21.02	24,000	21.25	2,000	21.07	21/05/13	31,868	21.03	0.02
	CPE	5.00					5.00	4,150	5.00	06/06/12		5.00	
	PPMF	3.41			3.40	97,650	3.50	2,000	3.41	15/05/13		3.41	

Second Tier Shares

	Security	Open Price (\$)	High (\$)	Low (\$)	O/S Bid (\$)	O/S Bid Vol.	O/S Offer (\$)	O/S Offer Vol.	Last Sale Price (\$)	Last Sale Date	Volume Traded	Close Price (\$)	Change (\$)
	FNCU (S)	1.00							1.00	29/11/10		1.00	
	MOV	14.97					14.97	2,350	14.97	22/04/13		14.97	

PUT THROUGH TRANSACTIONS:

Total Volume:	0
Total Value:	\$0.00
Number of Trades:	0
Number of Securities Traded:	0

The Composite Index is calculated using the Ordinary Shares of all Listed Companies.

The All T&T Index is calculated using the Ordinary Shares of Trinidadian Companies ONLY.

The Cross Listed Index is calculated using the Ordinary Shares of foreign Companies ONLY.

(XD)	Ex-Dividend
(XR)	Ex-Rights
(XC)	Ex-Capitalization
(S)	Suspended