

































Daily Equity Summary for Monday, 20 May, 2013

	Index Value	Index Change	Change (%)	Volume Traded	Value Traded (\$)	No. of Trades
 Composite Totals	1,123.11	-0.01	-0.00	26,707	919,834.94	17
 All T&T Totals	1,813.52	0.06	0.00	12,477	885,887.54	11
 Cross Listed Totals	56.26	-0.01	-0.02	14,230	33,947.40	6
Mutual Funds Totals				123,661	2,597,636.00	19
Second Tier Totals					0.00	


Ordinary Shares

	Security	Open Price (\$)	High (\$)	Low (\$)	O/S Bid (\$)	O/S Bid Vol.	O/S Offer (\$)	O/S Offer Vol.	Last Sale Price (\$)	Last Sale Date	Volume Traded	Close Price (\$)	Change (\$)
	AGL	16.67					16.67	22,404	16.67	08/05/13		16.67	
	AHL	9.00			8.51	27,000	9.00	317,092	9.00	17/05/13		9.00	
	AMCL(XD)	67.22	67.22	67.22	66.50	3,369	67.22	800	67.22	20/05/13	8,300	67.22	
	AMBL	38.50			38.51	183	40.00	500	38.50	30/04/13		38.50	
	BCBTT	11.90					11.60	749	11.90	29/12/11		11.90	
	BER	3.55			3.58	50	3.60	500	3.55	16/10/12		3.55	
	FCI	8.00			7.51	600	8.00	35,326	8.00	16/05/13		8.00	
	FFL	8.34					8.30	6,100	8.30	09/05/13		8.34	
	GKC	3.61			3.70	27,000	3.90	10,000	3.61	13/05/13		3.61	
	GHL	17.50			17.01	50	17.50	34,383	17.50	16/05/13		17.50	
	GML	19.75							19.75	15/05/13		19.75	
	JMML	0.50			0.50	33,974			0.50	17/05/13		0.50	
	NCBJ	1.20	1.20	1.20	1.19	6,916	1.20	50,627	1.20	20/05/13	1,000	1.20	
	NEL	15.60			15.61	315	16.00	6,000	15.60	16/05/13		15.60	
	NFM	0.85			0.81	3,400	0.85	4,184	0.85	17/05/13		0.85	
	NML	59.01			59.01	5,444	61.50	10,000	59.01	17/05/13		59.01	
	OCM	17.00			17.00	2,692			17.00	16/05/13		17.00	
	PLD	3.60			3.50	5,000	3.60	51,128	3.60	15/05/13		3.60	
	PHL	9.31	9.35	9.35	9.35	11,357			9.35	20/05/13	700	9.35	0.04
	RML	22.48					22.30	9,558	22.48	04/10/12		22.48	
	RBL	110.00			109.75	574	110.00	2,007	110.00	17/05/13		110.00	
	SFC	6.89	6.88	6.88	6.35	700	6.88	3,973	6.88	20/05/13	1,980	6.88	-0.01
	SIJL	1.70	1.70	1.70	1.57	54,000	1.70	11,390	1.70	20/05/13	11,250	1.70	
	SBTT	69.37	69.37	69.36	69.37	7,886			69.37	20/05/13	1,505	69.37	
	WCO	110.05	110.05	110.05	110.05	4,606			110.05	20/05/13	1,972	110.05	
	TCL	0.95			0.97	35,880	1.09	20,300	0.95	17/05/13		0.95	
	UCL	52.06			52.08	2,014			52.06	16/05/13		52.06	
	LJWA	0.29					0.29	101,413	0.29	18/09/12		0.29	
	LJWB	0.88					0.87	400	0.88	18/03/13		0.88	

Preference Shares

	Security	Open Price (\$)	High (\$)	Low (\$)	O/S Bid (\$)	O/S Bid Vol.	O/S Offer (\$)	O/S Offer Vol.	Last Sale Price (\$)	Last Sale Date	Volume Traded	Close Price (\$)	Change (\$)
	GMLP	65.00							65.00	13/05/13		65.00	
	LJWP	3.30					3.30	12	3.30	11/05/12		3.30	

Mutual Fund Shares

	Security	Open Price (\$)	High (\$)	Low (\$)	O/S Bid (\$)	O/S Bid Vol.	O/S Offer (\$)	O/S Offer Vol.	Last Sale Price (\$)	Last Sale Date	Volume Traded	Close Price (\$)	Change (\$)
	 CIF	21.07	21.06	21.00	20.90	3,000	21.00	8,972	21.00	20/05/13	123,661	21.01	-0.06
	CPE	5.00					5.00	4,150	5.00	06/06/12		5.00	
	PPMF	3.41			3.40	97,650	3.50	2,000	3.41	15/05/13		3.41	

Second Tier Shares

	Security	Open Price (\$)	High (\$)	Low (\$)	O/S Bid (\$)	O/S Bid Vol.	O/S Offer (\$)	O/S Offer Vol.	Last Sale Price (\$)	Last Sale Date	Volume Traded	Close Price (\$)	Change (\$)
	FNCU (S)	1.00							1.00	29/11/10		1.00	
	MOV	14.97					14.97	2,350	14.97	22/04/13		14.97	

PUT THROUGH TRANSACTIONS:

Total Volume:	0
Total Value:	\$0.00
Number of Trades:	0
Number of Securities Traded:	0

The Composite Index is calculated using the Ordinary Shares of all Listed Companies.

The All T&T Index is calculated using the Ordinary Shares of Trinidadian Companies ONLY.

The Cross Listed Index is calculated using the Ordinary Shares of foreign Companies ONLY.

(XD)	Ex-Dividend
(XR)	Ex-Rights
(XC)	Ex-Capitalization
(S)	Suspended